

Exciting news!

We are launching a new web page! This is a soft launch.


<https://sites.google.com/view/aroundtheblockquiltshop/home>



March 7, 2025

Buying yarn in a foreign country can be challenging. In the US, we get our yarn all nicely packaged, with labels explaining the weight, yardage, suggested needles and gauge. And we still can't figure out how much yarn we need for a project.

But in Argentina and Chile, yarn was generally sold by weight, which meant the skein had to be weighed in order to find out how much there was, before it was priced. And it wasn't always labeled by type: worsted vs fingering, for example. I didn't actually care about any of that. My philosophy was: I'm here, I won't be back anytime soon, I want a souvenir. On the Falkland Islands a regular tourist (not a knitter) asked how much the yarn cost—as in, was it expensive -- and I told her I had no clue how much my



purchase was. I just wanted Falkland wool. But I did care about getting enough for a project.

So my way of figuring this out was....I picked up a skein, if it looked large enough, one skein would make a hat. If I wanted 2 colors in the hat, I bought another skein. So that plan worked....to a point. I kept debating with myself as to whether I wanted a sweater quantity of yarn. For my shape, that typically means anywhere from 1500 yards to 1900 yards, depending on all sorts of things, or about 8 or 9 skeins, depending on all sorts of things. And I always buy extra just in case, because if I have left overs, I can make a matching hat and mittens.

The problem was, how many yarn stores am I going to visit and how to get all of this home. To jump to the end of the story, I bought another suitcase. The nice thing about yarn, though, it is reasonably light weight so a suitcase full of yarn won't tip the scales past 50 pounds.

So the first yarn store in Buenos Aires was Lanas Naturales. We were at the end of the city tour, had only 45 minutes or so and more than one store to visit. Yeah, that's gonna work. You bethcha. I found some lovely wool and mohair skeins that would work up into a nice??? Haven't figured that one out yet. But she also had a wide variety of embroidery floss and specialty threads that I snatched up as well.

The second yard store I could only walk in and walk out because I had only 5 minutes left before getting back on the bus. Probably just as well. She had nice yarn, too, in lots of natural colors and while I didn't have a quota on how much yarn I could buy on any one day, I probably would have exceeded my limit. If I had one.

Our second yarn excursion was in Montevideo, Uruguay. This trip combined yarn shopping in the morning, with lunch and wine tasting in the afternoon. And it's probably a good thing it was in that order.

Our first yarn shop was Balitex Lanas. Lanas, btw, means yarn. Balitex is essentially an outlet store. I found some yarns hand dyed in Uruguay from Araucania. These yarns were the first I used to make a hat while on board. Next up was Manos del Uruguay.

Manos del Uruguay started in 1968 to help improve the quality of life of Uruguay's rural women. Manos has 12 cooperatives, each located in a small village in Uruguay. Manos is a non profit organization, and is owned by the artisans. Profits are shared or reinvested. Manos has also been a member of the WFTO, World Fair Trade Organization, since 2009.

Manos' purpose is to give these women jobs, from making yarns, garments and other handcrafts. The yarns are hand dyed in small batches, using big pots heated by wood kettles. No two skeins are the same. The garments have a tag with the artisan's signature and the name of the village where the cooperative is located.

The shop was small and we had to split into 2 groups to shop. I may have been fortunate to be in the first group, because I spied a lovely colorful woven poncho that demanded I buy it. Every now and then on vacations, you find something special that if you don't buy it, you'll remember the loss forever. And two other knitters felt the same way. Three of us supported a local weaver that day. And more lovely yarn found its way into my bag. One of the skeins has now become a cowl.


Puerto Madryn was our next port with yarn shops, although on this stop we did not have an organized group tour for yarn hunting. Instead a small group of us walked and hunted. We did find a couple of shops, but the selections were not impressive. Because it is summer in Argentina, these local yarn shops did not have a lot of wool yarn for sale. I did find a couple of small skeins in a black/white and gray/white mix that I think will become marvelous mittens. Inside the port authority building, some local artisans had set up booths showcasing their crafts, including yarn projects. I bought a cute felted penguin, wearing a knitted hat.

The Falkland Islands was our next port. The Falkland Islands produces a lot of wool and most of the sheep farmers are part of a coop called the Falkland Islands Wool Company. There are about 500k sheep on the islands which produce about 1,642,000 kgs of wool. Each year members of the coop come together and, essentially, pool their fleeces. Consequently, each year the fiber content will change slightly depending on the blend. Falkland wool has the reputation for being some of the finest wool produced and the farmers work at producing/breeding the finest fleece/wool possible.

We had a special trip for our group on the Islands. We visited Bluff Cove Farm and penguin rockery. Hattie Kilmartin runs the farm and produces her own yarns, independent of the coop. She sells hand dyed and hand spun yarns, including a new variety of tweed. I bought plain white (natural) plus several tweeds, which I'm using to make my Antarctica (still can't spell it) scarf. The natural white represents icebergs, glaciers and ice shelves. The tweedy blue/brown/gray represents the land masses and the sea, the natural gray represents fog, sky and land, and for a splash of color, the tweedy pink/gray/aqua blue represents the water, icebergs, land and....PENGUIN poop! That's the pink. Penguins eat krill which come out the other end as pink.

I have two more yarn shops to tell you about.....next time.





Delta Kappa Gamma
International Society of Women in Education

Used Book Sale

March 1&2 and 8&9
Sat 1st 8am to 5pm Sun 2nd 9am to 4pm
Sat 8th 8am to 5pm Sun 9th 9am to 2pm
Snow dates: March 15-16

In the former Big Lots in Cheyenne Plaza
 3501 East Lincolnway
 (Next to Trampoline Park)

Please donate used books:
January 27 through February 23

Collection locations:
Sale site (preferred option) hours are:
Monday, Wednesday, Friday, Saturday 9am-1pm
Sunday, Tuesday & Thursday 9am-4pm

Or drop books at
Safeway Both Albertson's
Gold's Gym YMCA Sprouts


If very large donation (within 10-mile radius),
 or unable to get to a collection location
 call **630-3682** or **421-1755** for appointment.
 (Leave a message.)
 Books must be boxed and on porch or in garage.

BINGO!

We're starting another game. The bingo challenge is to encourage you to finish projects, learn new things, take classes and buy a little product from ATB.

I have also provided a link to the information. [Bingo Game](#)


New Fabric



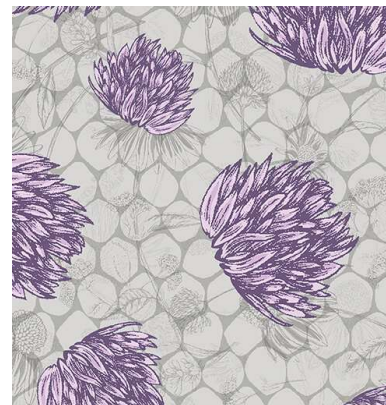

From 3 Wishes



PANEL MEASURES APPROX. 24" X 44"



From Benartex





From 3 Wishes





From Michael Miller







From Clothworks




From Benartex, the first
image are 10" squares, 42
pieces



"



Northcott



From Northcott (second image is also in wideback)



From Clothworks












From Michael Miller



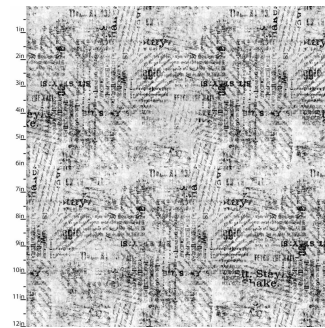


From Northcott







From 3 wishes



Full Moon Days: January 13 (Monday), February 12 (Tuesday), March 15 (Saturday
NOTE: observed), April 12 (Saturday), May 12 (Monday) NOTE: These did not get onto
the calendar

March 2025

Sunday	Monday	Tuesday	Wednesday	Thursday	Friday	Saturday
						1 10:30 BOM Tennessee Waltz Part 1 1-5
2 Beginning Quilting 1-4	3	4 Hand Sewing club 2-5	5	6	7	8 Free Embroider Club 10-noon Merry Snowmen 1-4
9 Beginning Quilting 1-4	10	11 Hand Sewing club 2-5	12 Knit Pickers 2-5	13	14	15 NATIONAL QUILT DAY
16 Beginning Quilting 1-4	17	18 Hand Sewing club 2-5	19	20	21	22 Counterpoint Part 2 10:30-4
23 Beginning Quilting 1-4	24	25 Hand Sewing club 2-5	26 Knit Pickers 2-5	27	28	29 Cats in PJs 10:30-4
30 Beginning Quilting 1-4	31					

Ongoing Classes & Clubs

Block of the Month First Sat of month 10:30-11:15 FREE Barb Boyer

Join at any time. You get a free fat quarter if you come to class with the previous month's completed block. This year the challenge will be ... come in January and find out!

Hand Embroidery Club 2nd Sat. of the month, 10-noon FREE Kathy Sconce

If you want to learn to hand embroider or just brush up your technique, join us on the second Saturday of the month from 10 to noon. You can work on your own projects or

you can join the project we are doing, which is Modern Herbal Block of the Month by Sewn Wyoming.

Knit Pickers' Club 2nd and 4th Wed of each month, 2-5 Carol Moler

Come join our Knit Pickers= Club. We knit 2 days a month every second and fourth Wednesday, from 2-5. The Club is open to all skill levels and, despite the name, includes crocheters as well. We want to share what we've learned, find new patterns, and simply just sit and knit. We may work on some felting projects, fingerless mittens, mittens, and socks. We can even help you get started—teach you the basics.

Hand Sewing Club every Tuesday afternoon 2-5

This club is open to everyone. Bring your hand sewing (embroidery, binding, knitting, crochet, etc) and sit & stitch.

Toad Toters Club

On full moon days (as noted in the calendar) you will get 20% off all purchases (not otherwise discounted) that you can fit in your bag. You must bring your bag to participate.

Full Moon Days: January 13 (Monday), February 12 (Tuesday), March 15 (Saturday NOTE: observed), April 12 (Saturday), May 12 (Monday)

We will honor only one discount -- whichever is largest. You can't combine a 10% with a 25% discount to get a 35% discount. On this we can't be bribed.

Color of the Month and Book of the Month

January dogs and cats; February red; March green; April blue; May flowers

March Classes

Beginning Quilting 8 weeks \$65 Barb Boyer Starting Sun Mar 2

This comprehensive 8-week course will introduce to you almost everything you need to know about piecing a quilt top. Along the way you will learn about color, batting, thread, machines and various techniques to give you the skills to make almost any quilt.

Merry Snowman Sat Mar 8, April 12, May 10 1:00-4 Cindy Hamann \$45

Pattern Merry, Merry Snowmen by Bunny Hill Designs. The applique in the sample quilt is done with wool. We will teach both wool options, traditional needle turn or or finished edge applique, or raw edge applique. Skill level: Confident beginner

NATIONAL QUILT DAY SATURDAY MARCH 15 DEMOS AT NOON

We will have a special sale for National Quilt Day. We will have demos and other activities going on, TBA.

Counterpoint Sat Feb 15, 10:30-4 AND Sat March 22 10:30-4 \$45 Jean Korber ongoing

Cats in PJs Sat March 29 10:30-4 \$40 Barb Boyer

This is an Elizabeth Hartman Cats in Pajamas pattern. Follow pattern instructions for fabric amounts. And think creatively about fabrics for the cats and for the PJs. Footballs, stripes, dogs, plaids, ballerinas—anything you can think of for cute PJ fabrics. And the cats can be all different colors, and some may have different tail and ear colors, as well.

April Classes

Tennessee Waltz Sat Mar 1 and Sat April 5, 1-4 \$45 Barb Boyer ongoing

Merry Snowman Sat Mar 8, April 12, May 10 1:00-4 Cindy Hamann \$45 ongoing

Fanfare Sat April 19, 10:30-4 \$45 Jean Korber

Fanfare pattern by Krista Moser required. Follow pattern instructions for fabric requirements. You will also need the Creative Grid 60 degree triangle ruler, 8 1/2" size. Skill level: Intermediate

6 Quilts, One Book Sat Feb 22, April 26, June 28, Aug 30, Oct 25, Nov 22 10:30-4 \$140 for all six classes or \$35 per class. Jean Korber & Barb Boyer will team teach the class.

The second quilt we will teach is Coming Together.

May Classes

T-Shirt Quilt Sat May 3 & 24 1-4 \$45 Barb Boyer

So you've got all these t-shirts and want to turn them into a quilt? It's easy, but you need the right tools. The class is taught in 2 parts: First, preparing your t-shirts, and second, designing your top—which is where I come in, because I can help with all of the math that might be involved.

Merry Snowman Sat Mar 8, April 12, May 10 1:00-4 Cindy Hamann \$45 ongoing

Drip Drop Sat May 17 10:30-4 Barb Boyer \$45

The quilt is in Graphic Quilts book by That Patchwork Place. We have copies. Templates will be provided for the curved pieces. Follow fabric requirements in the book. Skill level: Intermediate



Normal Shop Hours:

Monday-Saturday 10-5:30

Sunday 1-5

Closed first Sunday of month (and some holidays)

New Hours for Winter Time (starting Nov 5-May 22)

Monday-Saturday 10-5, closed Sundays unless a class is scheduled. Then we're open 1-5. Check the schedule.

Join the fun and come feel the difference of quality fabrics.

Happy quilting!

Sincerely, Barbara Boyer

Around the Block

307-433-9555

www.aroundtheblockquilts.com

