



June 7, 2024

---

“Okay, you left off last week talking about New York food and the Statue of Liberty. It’s time to get to the good stuff,” Becca said. “You know, all the weird things you wind up doing when you’re on these trips.” Becca, for those of you who don’t know, is my mini Australian Shepherd. She loves a good story. Usually the ones she can insert herself into.

“Like what?” I asked, curious as to what she knew.

“Well, like the time you held onto Heidi’s pants so she could lean out of the hotel window to get a picture. Or the time you used a Bible and a Kleenex box to prop a window open to get some fresh air.”

“Yeah, that worked until it rained,” I said.

“Or having to use the service elevator at the hotel because the other one was either broken or too slow.”

“Yeah, we liked that hotel,” I said. “The Salsbury. It might have been old, but it had character. We also stayed at the Wellington one year, and there was no heat in our room. We had to relocate at midnight and we took all the blankets & bedding we could find just in case the new room wasn’t any warmer. That was the hotel where we learned that if one person from the room lost her room card/key and had to get a new one, all the old cards wouldn’t work. With 3-4 in a room, all coming in at night at different times and all tending to lose their keys, we never knew if a key card would work until we actually got to the room. That was a nightmare.

“We didn’t have anything like that happen on this trip. We stayed in a classy hotel and everything worked. The elevators were quick, and the hotel had a good location. Pretty easy.

“Although, if we had stayed longer we might have been able to see the giant venomous spiders with 4-inch long legs that they use to parachute themselves through the air. They “fly” a little like the way Spiderman flies, by releasing silk threads into the air and then following along as the wind transports them.”

“Yeah, I heard the legs were 8 inches long and the spiders could kill small birds,” Becca said eagerly.

“I don’t know about that, Becca,” I said. “The spiders are big and poisonous, but not deadly to humans or pets. They just eat the stuff caught in their webs, like cockroaches, butterflies, other spiders. And they are pretty, bright blue with yellow stripes. But I am glad they weren’t in New York when I was there.”

“So what else did you do besides sing?” Becca asked.

“Well, we went to the opera and saw *The Hours*, with Renee Fleming, Kelli O’Hara and Joyce DiDonato. The story is about the lives of three women, from three different time periods, who are all connected to each other through Virginia Woolf’s novel, *Mrs. Dalloway*. In the final powerful scene the three women sing, You

Are Not Alone, a work that references the feelings of despair and suicide that each character experienced in the telling of the story, and their realization that they are not alone.

"And then Sunday was our big concert. We sang Mozart's Requiem, the Levin edition, which is a beautiful construction of Mozart's original work with Levin's finishing touches to complete it. We had about 24 different choirs singing from all around the country, England, Germany and Canada. All ages from teens to us older folk."

So for those of you who don't understand how this works, the various singers learn the piece on their own or through their choirs. Then we come together for 2 four-hour rehearsals to polish what we know. Then there is a dress rehearsal with the orchestra and the concert follows.

Our group, called the Jonathan Griffith Singers, has been together now for many years. It is a large, loosely affiliated group that sings under Maestro Griffith's direction at Carnegie Hall, the Lincoln Center and venues around the world. Essentially, once you sing with Jonathan, you become part of the JGS.

But what gives the JGS its main distinction are the international travel trips and singing tours, where the trips combine sightseeing plus singing in stunning venues around the world. Many of us have been together since the Barcelona trip, but many other singers have been traveling with Jonathan for up to 20 years. Needless to say, many of us have become good friends, have shared amazing adventures and have sung beautiful music together. So getting together in New York was like old home week for us.

"So how did the concert go," Becca butted in. She has a short attention span and doesn't like it when I get sidetracked.

"Well, I thought we sounded great. Sometimes in these kind of groups you have to go over notes. Sometimes entrances. Not everyone is well prepared. Consequently there's not a lot of time left over to bring the piece together as a whole. This time was different. We could concentrate on dynamics, uniform vowel sounds spitting out consonants, and the emotion of the piece. We could concentrate on making music.

"One reviewer said we were an army of singers, which essentially meant we were powerful. Many times an orchestra can over power the singers. But the Levin edition of Mozart's Requiem has a scaled back orchestra and with 200 voices, our director had to back us off once or twice. He said something about the sopranos peeling the paint off the walls, and suggested they could soften just a bit. But we did make a glorious sound."

"So are the tunes still running through your head?" Becca asked me with a smirk on her face.

"You betcha. I think I can now sing the Amen by memory."

"Weren't you supposed to have it memorized for the concert?"

"Technically yes. It's not a particularly hard piece."

"Yeah," Becca said. "You only have to memorize one word. Amen."

"While that's true, it's hard to remember where the "men" come in. There's a rhythm to it, but we sing it at breakneck speed. If you don't have it memorized, you can't read that fast to keep up."

"Don't forget about Nancy," Becca prompted.

"That's right! Nancy, who used to direct the choir at Laramie County Community College, came down to hear us sing. She's responsible for me singing at Carnegie Hall for the first time in 2007. We sang Mozart's Requiem with Jonathan Griffith directing. So Nancy, Heidi and I had a good time catching up."

And for all of you JGS who did not make it to New York, the next international trip may be to Croatia in 2025. And maybe Germany. It sounds like it will be another adventure of a life time. Stay in touch with DCINY.

---

Calendar for June-August is displayed below. Some of the classes are self explanatory, like Machine Binding and Machine quilting. The Sew Spring Quilt is the In the Beginning quilt, now hanging by the register, that we kitted. We still have 2 kits left. I am teaching it over several different days: June 8, June 29, and August 3 and 10. We may not need all those classes, but the summer schedule got a little whacky.

Jean is teaching a quilt as you go class, that we're calling Triangle Log Cabin. If you are interested, we will have a supply list and preliminary cutting suggestions, and a picture of what we're doing.

I'm teaching a paper bag log cabin quilt, where I'll teach you the basics of making a scrappy log cabin. It's a great class for color confidence. You will need a bunch (3-4 yards) of dark & medium fabrics cut into 1 1/2" strips (by any length) and the same amount for lights. Choose one color for your center square--you'll need as many center squares as you do blocks. The size of the quilt and setting of your blocks, will determine how many blocks you will need, but 1/4 yard for the centers will be enough.

For the Machine Binding class, you will need a small quilted project (20" X 20" - 40" X 40", and it doesn't have to be square, just something within those dimensions) ready for binding. Choose your binding fabric, **but don't cut until class!**

For the Machine Quilting class you will NOT need a project. I will supply the materials for you to practice on. You will need a machine that you can either drop of cover your feed dogs AND a hopping or darning foot. If you have a walking foot, you can bring it, but you don't need one.

We have a couple more classes to set in August. So we'll keep you posted.

---





## New Fabric

---


Some bad news about the Bucking Horse & Rider fabric. The "chop" that is used to make the horse & rider had to be replaced. I don't know if you are aware of how batiks are made, but typically the print is hand stamped on the fabric. The stamp is called a chop. So remaking the chop took time, then Ramadan hit, which is a month long religious celebration observed in Bali. So the BH&R fabric won't arrive until July. Sorry.



From Riley Blake. The blacks glow in the dark







From Kennard & Kennard




From Alexander Henry



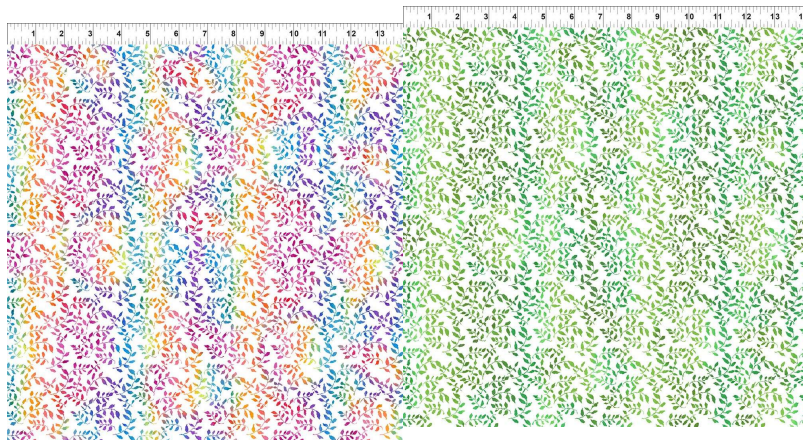
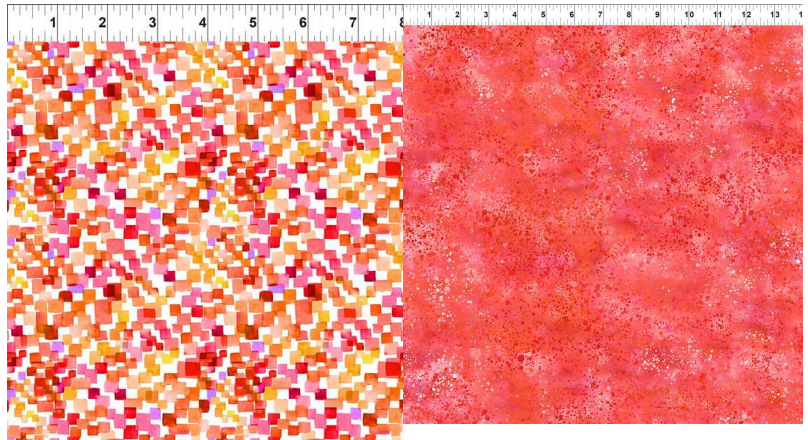


---



From Riley Blake



From In the Beginning: **We've made 6 kits: \$175. 4 are sold.** If you are interested, don't wait too long. We have enough fabric to make 1 more kit, maybe 2. We will have a class this summer to teach the blocks & the applique.










From QT--some good panels for  
one block wonder class in the fall

---



From Riley Blake, the green plus 10" square packs

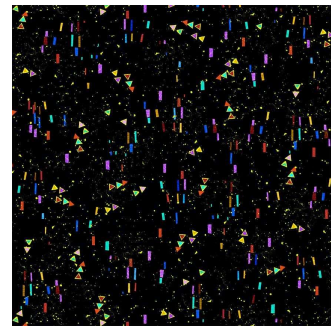

---






From Hoffman

---



From Timeless Treasures





From Riley Blake

From Hoffman



## CLASS NOTES

### In The Beginning Quilt Kit

For those of you who bought the kit, Jean and I have started making the blocks. There is plenty of fabric in the kit, so there is some room for cutting errors. Also, we will have a class this summer to teach how this quilt goes together. In the first class, I will give you different cutting instructions for several of the blocks. Mainly, we will increase the size of all half square triangles by 1/8" inch. But there is also a flying goose construction that we will cut differently. All of this means: don't cut prior to the first class. For those of you not taking the class, you can cut exactly what the pattern says and you will be fine. But if you want my changes, please consider joining the class. If you can't take the class, and want my changes, come in and see me.



JUNE 2024						
Sunday	Monday	Tuesday	Wednesday	Thursday	Friday	Saturday
						1 BOM 10:30 T-shirt Quilt Part 1 1-5
2 Shop Is now open 1-5! Beginning Quilt 1-4	3	4 Hand work Club 2-5	5 Long Arm class 10:30	6 Long Arm Rental Day	7	8 Embroidery Club 10-noon Sew Spring Quilt 1-4
9 Shop Is now open 1-5! Beginning Quilt 1-4	10	11 Hand work Club 2-5	12 Knit Pickers' Club 2-5	13 Long Arm Rental Day	14	15 Quilt as you go: Triangle Log Cabin 10:30-4
16 Shop Is now open 1-5! Beginning Quilt 1-4	17	18 Hand work Club 2-5	19 Long Arm class 10:30	20 Long Arm Rental Day	21 Full Moon	22 Machine Quilting 10:30-2:30
23 Shop Is now open 1-5! Beginning Quilt 1-4	24	25 Hand work Club 2-5	26 Knit Pickers' Club 2-5	27 Long Arm Rental Day	28	29 Sew Spring Quilt 10:30-4
30 Shop Is now open 1-5! Beginning Quilt 1-4						Color of the month: blue

JULY 2024						
Sunday	Monday	Tuesday	Wednesday	Thursday	Friday	Saturday
	1	2 Hand work Club 2-5	3	4 Independence Day	5	6 BOM 10:30 Machine Binding 1-5
7  CLOSED	8	9 Hand work Club 2-5	10 Knit Pickers' Club 2-5	11 Long Arm Rental Day STATE QUILT Meeting	12 STATE QUILT Meeting	13 Embroidery Club 10-noon STATE QUILT Meeting
14 Shop Is now open 1-5! Beginning Quilt 1- 4	15	16 Hand work Club 2-5	17 Long Arm class 10:30	18 Long Arm Rental Day	19	20 Strip Quilts 10:30-4 Full Moon
21 Shop Is now open 1-5! Beginning Quilt 1- 4	22	23 Hand work Club 2-5	24 Knit Pickers' Club 2-5	25 Long Arm Rental Day	26	27 Paper Bag Log Cabin Quilt 10:30-4
28 Shop Is now open 1-5! Beginning Quilt 1- 4	29	30 Hand work Club 2-5	31			Color of the month: Christmas

AUGUST 2024						
Sunday	Monday	Tuesday	Wednesday	Thursday	Friday	Saturday
Color of the month: blacks				1 Long Arm Rental Day	2	3 BOM 10:30 Sew Spring Quilt 1-4
4  CLOSED	5	6 Hand work Club 2-5	7 Long Arm class 10:30	8 Long Arm Rental Day	9	10 Embroidery Club 10-noon Sew Spring Quilt 1-4
11 Shop Is now open 1-5!	12	13 Hand work Club 2-5	14 Knit Pickers' Club 2-5	15 Long Arm Rental Day	16	17
18 Shop Is now open 1-5!	19 Full Moon	20 Hand work Club 2-5	21 Long Arm class 10:30	22 Long Arm Rental Day	23	24
25 Shop Is now open 1-5!	26	27 Hand work Club 2-5	28 Knit Pickers' Club 2-5	29 Long Arm Rental Day	30	31





Please look on the calendars above for times and dates.

#### Ongoing Classes & Clubs

**Block of the Month** First Sat of month 10:30-11:15 FREE Barb Boyer  
Join at any time. You get a free fat quarter if you come to class with the previous month's completed block. This year the challenge will be ... come in January and find out!

**Hand Embroidery Club** 2<sup>nd</sup> Sat. of the month, 10-noon FREE Kathy Sconce  
If you want to learn to hand embroider or just brush up your technique, join us on the second Saturday of the month from 10 to noon. You can work on your own projects or you can join the project we are doing, which are sheep! From Crabapple Hill

**Knit Pickers' Club** 2<sup>nd</sup> and 4<sup>th</sup> Wed of each month, 2-5 Carol Moler  
Come join our Knit Pickers= Club. We knit 2 days a month every second and fourth Wednesday, from 2-5. The Club is open to all skill levels and, despite the name, includes crocheters as well. We want to share what we've learned, find new patterns, and simply just sit and knit. We may work on some felting projects, fingerless mittens, mittens, and socks. We can even help you get started—teach you the basics.

**Hand Sewing Club** every Tuesday afternoon 2-5  
This club is open to everyone. Bring your hand sewing (embroidery, binding, knitting, crochet, etc) and sit & stitch.

## May Classes

**T-Shirt Quilt Sat May 4 & 11 1-4 \$45 Barb Boyer**

So you've got all these t-shirts and want to turn them into a quilt? It's easy, but you need the right tools. The class is taught in 2 parts: First, preparing your t-shirts, and second, designing your top—which is where I come in, because I can help with all of the math that might be involved.

**Krista Moser Flutterby Sat May 25 Jean Korber Saturday class only \$45**

**CHANGE ABOUT THE RETREAT. I AM OUT OF TOWN THAT WEEKEND, SO WE ARE NOT HAVING THE RETREAT. WE WILL TRY TO THIS AGAIN OVER ANOTHER LONG WEEKEND WHEN I AM IN TOWN.**

Jean will teach the quilt Flutterby by Krista Moser. This is a newer pattern by her and uses the same ruler, a 60 degree diamond ruler, that has become her signature ruler. If you have not done one of Moser's quilts, they are great, easy and will teach you how to handle bias. You will also meet other students who are familiar with these patterns and love them.

\*\*\*\*\*

**CLUBS**

**HAND EMBROIDERY CLUB FREE!**

If you want to learn to hand embroider or just brush up your technique, join us on the second Saturday of the month from 10 to noon. You can work on your own projects or you can join the project we are doing.

\*\*\*\*\*

**Hand Work Club FREE!**

Every Tuesday afternoon from 2-5, join us to just sit & hand stitch, crochet, bind, or knit group. Bring what you're working on, sit up at the table in front by the window and work on your projects for a while. You can get advice & suggestions from your fellow quilters and share your experiences about your projects.

\*\*\*\*\*

**Knit Pickers' Club FREE!**

This is another get-together class to sit & knit, work on our projects, share information and get some help. We will share techniques, suggest patterns, but mainly we'll sit & knit (or pick). 2<sup>nd</sup> & 4<sup>th</sup> Wednesdays 2-5.

\*\*\*\*\*

**Block of the Month Club FREE!**

First Saturday of the Month, 10:30-11:15. Join at any time. You get a free fat quarter if you come to class with the previous month's completed block.

\*\*\*\*\*

**Toad Toters Club**

On full moon days (as noted in the calendar) you will get 20% off all purchases (not otherwise discounted) that you can fit in your bag. You must bring your bag to participate.

Full Moon Days: January 25; February 24; March 25; April 23; May 23




### Discount Policy

We will honor only one discount -- whichever is largest. You can't combine a 10% with a 25% discount to get a 35% discount. On this we can't be bribed.

### Color of the Month

**January purple; February red; March green; April yellow; May whites**



## Nolting Quilting Machines



## Nolting Longarm Machines

Nolting has 5 main machines, each with different reaches: from 17" to 30" depending on the machine. They are sold with or without a frame, but after I saw & helped set up one of the steel frames this week, I recommend buying the frame. All machines, except for the Standard--the most economical machine-- have a stitch regulator. I recommend a stitch regulator. All machines can be equipped with a computer and there are a couple of different ones to choose from. In addition, you can get an extended table base so that you can use rulers, you can get larger bobbins on some of the models and on the frames you can get hydraulic lifts to raise and lower the tables. In the coming weeks, I will print out more information on each model.

The best entry level machine is the Fun Quilter. It comes in 17", 20" & 23" reach. It comes with the Intellistitch Equalizer stitch regulator, standard speed control, needle up/down, and fixed handles in the front & rear. This machine can also be equipped with a computer.

The Pro Machine has the Intellistitch Turbo stitch regulator, single stitch option, standard speed control, needle up/down and customizable handles in the front & rear. The Pro Machine comes in 20", 24" and 30" reach with 10-12" of inside height. There are easy dials on the front to set stitch length and other options. This machine can also be equipped with a computer.

The NV Machine is the newest in the fleet of Nolting machines. This machine has a touch screen with progra

mmable stitch regulation. You can stitch in 4 different stitch modes plus single stitch and needleup/down. It also has an adjustable brightness LED work light. This machine can also be equipped with a computer.

---

Normal Shop Hours:  
**Monday-Saturday 10-6**  
**Sunday 1-5**

**Closed first Sunday of month (and some holidays)**

**New Hours for Winter Time (starting Nov 5-May 22)**

**Monday-Saturday 10-5, closed Sundays unless a class is scheduled. Then we're open 1-5.**

**Check the schedule.**

Join the fun and come feel the difference of quality fabrics.

Happy quilting!

Sincerely, Barbara Boyer  
Around the Block  
307-433-9555  
[www.aroundtheblockquilts.com](http://www.aroundtheblockquilts.com)

