



June 14, 2024

“So why aren’t dogs in the Olympics?” Becca asked. “Horses get to compete. They’ve got 4 legs, dogs have 4 legs. They’ve got handlers. We’ve got handlers. And it’s easier to get us from place to place. Plus, we’re smarter than horses.”

“That’s a good question, Becca,” I said. “Dogs compete in all sorts of activities, from Frisbee to agility to herding.”

“I wanna go. I wanna go,” Becca whined. Becca, for those you who haven’t figured it out yet, is my dog. A mini Australian Shepherd. She often tackles things that are bigger than her bite, if you get my drift.

“And just what sport would you be qualified for?” I asked. “You’re over weight, out of shape and pant hard after climbing the deck stairs.”

“I’ve got snow shoes,” she said defensively.

“Wrong Olympics,” I said. “Plus you’ve only got one pair.” Long running joke. She likes to buy things off the internet, from the wifi connection in her doghouse, that she doesn’t use. Another long running joke, but true. About the dog house. Her purchases don’t often make sense. Hence, the one pair of snowshoes.

“Well, I could swim. They have Artistic Swimming as a category,” she said.

“That’s a euphemism for synchronized swimming,” I said. “Not dog paddling.”

“What about chess?” she asked. “I play chess.”

“Not very well,” I told her. “And they don’t even have chess for people.”

“But why do horses get to be in the Olympics,” she whined. “It’s not fair.”

“Equestrian events were included in the second Olympic games in 1900, making their debut in Paris,” I told her. “They had jumping, high jump, long jump, hacks and hunter combined and mail coach. Plus regular polo.”

“Mail coach?” Becca asked.

“Four horse driving teams,” I explained. “They’ve even had a vaulting competition, like trick riding on horseback. But these days, the competitions are limited to dressage, show jumping and eventing. And it’s one of the few competitions where men and women compete on equal terms.”

“Okay,” Becca moped. “Well what’s new in the Olympics this year? Maybe I can try out for that. If it’s new maybe there won’t be that much competition.”

“Well, there is only one new sport and it’s called Breaking,” I told her.

“Like Breaking Bad,” Becca asked. “Like how fast can you sell me my drugs?”

“Becca! No. The official description for the sport is ‘the breaking competition will comprise two events – one for men and one for women – where 16 B-Boys and 16 B-Girls will go face to face in solo battles.’”

“What’s a B-Girl?” Becca asked. “And how do you battle without an opponent?”

“Don’t know. Hmm. Wait a minute. Here’s the rest of the description: ‘Athletes will use a combination of moves and improvise to the beat of the DJ’s tracks.’”

“Oh, I saw something about this on tv last week,” Becca said. “The B-Girl or Boy has to dance to whatever music a DJ plays. You know, twirl around on your head, flap your arms back & forth. Street dancing.”

“Another non sport has entered the Olympics,” I grumbled.

“Yeah, just like rhythmic gymnastics and artistic swimming,” Becca grinned.

“Don’t go trash talking synchronized swimming,” I said. “I’ll have you know that’s an incredibly hard sport.”

“Yeah, yeah, I’ve heard all about your time as a synchronized swimmer. If you tried sticking a leg in the air now, you’d probably sink.”

“Becca, that’s not nice.”

“But true,” she grinned. “If you’re not going to take me to the Olympics and if I can’t compete, I’ll have to resort to watching it on tv. I like all the swimming stuff, and the horse stuff. I like volleyball better than beach volleyball. The canoeing and rowing are kinda fun. And gymnastics, of course. You gotta watch to see who falls off the balance beam.”

“Becca, that’s not nice. But I agree. There’s a little bit of ‘hold your breath ‘till it’s over’ in gymnastics. I won’t watch the team sports like basketball, football, rugby. I’d rather watch the ‘let’s pretend not to be professionals’ compete.”

“And did you know that there is a piece of the Eiffel Tower in all of the medals?” Becca said. “How cool is that.”

As always, Becca finds some of the most interesting stuff on the internet.

“Well, we could try getting into shape, a little bit, in preparation for watching the Olympics,” I told her. “We could go for a walk tonight.”

“It’s going to rain,” Becca said. “Besides, you’ve got a hockey hat to knit. Speaking of which, hockey is on the summer Olympic schedule. If they can play hockey, why can’t I snow shoe?”

“It’s hocky on grass, not ice,” I told her.

“Just doesn’t seem right,” she grumbled, trotting outside. “No dogs, no show shoes, no dog paddling.....”

Calendar for June-August is displayed below. Some of the classes are self explanatory, like Machine Binding and Machine quilting. The Sew Spring Quilt is the In the Beginning quilt, now hanging by the register, that we kitted. We still have 2 kits left. I am teaching it over several different days: June 8, June 29, and August 3 and 10. We may not need all those classes, but the summer schedule got a little whacky.

Jean is teaching a quilt as you go class, that we're calling Triangle Log Cabin. If you are interested, we will have a supply list and preliminary cutting suggestions, and a picture of what we're doing.

I'm teaching a paper bag log cabin quilt, where I'll teach you the basics of making a scrappy log cabin. It's a great class for color confidence. You will need a bunch (3-4 yards) of dark & medium fabrics cut into 1 1/2" strips (by any length) and the same amount for lights. Choose one color for your center square--you'll need as many center squares as you do blocks. The size of the quilt and setting of your blocks, will determine how many blocks you will need, but 1/4 yard for the centers will be enough.

For the Machine Binding class, you will need a small quilted project (20" X 20" - 40" X 40", and it doesn't have to be square, just something within those dimensions) ready for binding. Choose your binding fabric, **but don't cut until class!**

For the Machine Quilting class you will NOT need a project. I will supply the materials for you to practice on. You will need a machine that you can either drop of cover your feed dogs AND a hopping or darning foot. If you have a walking foot, you can bring it, but you don't need one.





We have a couple more classes to set in August. So we'll keep you posted.

New Fabric

Some bad news about the Bucking Horse & Rider fabric. The "chop" that is used to make the horse & rider had to be replaced. I don't know if you are aware of how batiks are made, but typically the print is hand stamped on the fabric. The stamp is called a chop. So remaking the chop took time, then Ramadan hit, which is a month long religious celebration observed in Bali. So the BH&R fabric won't arrive until July. Sorry.



From Riley Blake. The blacks glow in the dark





From Kennard & Kennard


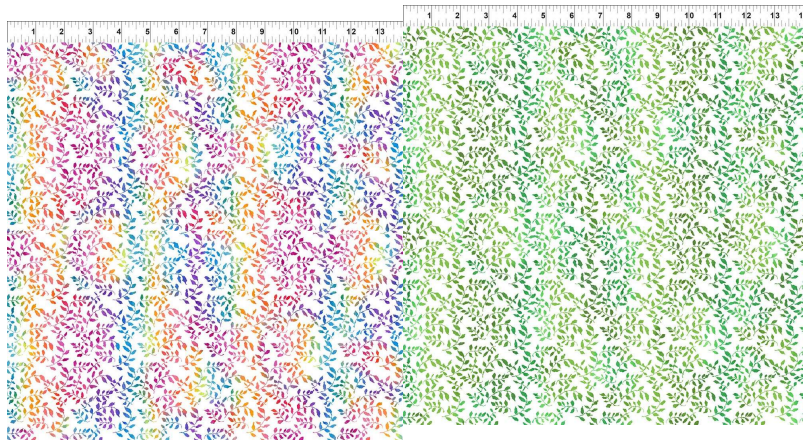
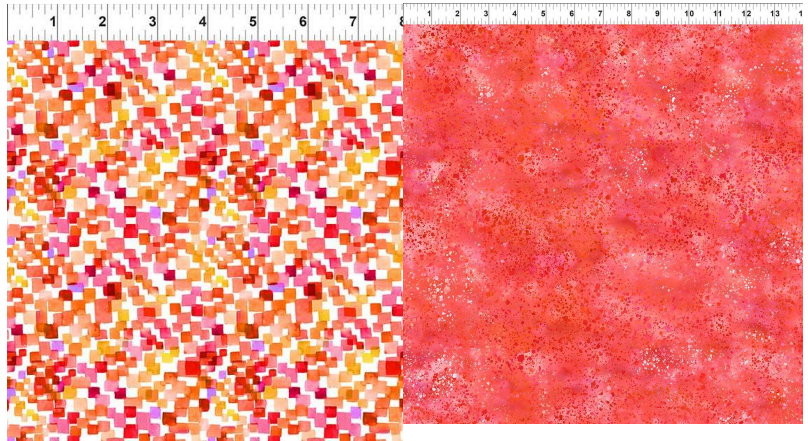



From Alexander Henry






From In the Beginning: **We've made 6 kits: \$175. 4 are sold.** If you are interested, don't wait too long. We have enough fabric to make 1 more kit, maybe 2. We will have a class this summer to teach the blocks & the applique.







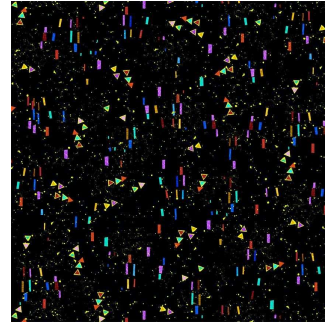

From QT--some good panels for
one block wonder class in the fall



From Riley Blake, the green plus 10" square packs



From Hoffman



From Timeless Treasures



From Riley Blake

CLASS NOTES

In The Beginning Quilt Kit

For those of you who bought the kit, Jean and I have started making the blocks. There is plenty of fabric in the kit, so there is some room for cutting errors. Also, we will have a class this summer to teach how this quilt goes together. In the first class, I will give you different cutting instructions for several of the blocks.

Mainly, we will increase the size of all half square triangles by 1/8" inch. But there is also a flying goose construction that we will cut differently. All of this means: don't cut prior to the first class. For those of you not taking the class, you can cut exactly what the pattern says and you will be fine. But if you want my changes, please consider joining the class. If you can't take the class, and want my changes, come in and see me.

JUNE 2024						
Sunday	Monday	Tuesday	Wednesday	Thursday	Friday	Saturday
						1 BOM 10:30 T-shirt Quilt Part 1 1-5
2 Shop Is now open 1-5! Beginning Quilt 1-4	3	4 Hand work Club 2-5	5 Long Arm class 10:30	6 Long Arm Rental Day	7	8 Embroidery Club 10-noon Sew Spring Quilt 1-4
9 Shop Is now open 1-5! Beginning Quilt 1-4	10	11 Hand work Club 2-5	12 Knit Pickers' Club 2-5	13 Long Arm Rental Day	14	15 Quilt as you go: Triangle Log Cabin 10:30-4
16 Shop Is now open 1-5! Beginning Quilt 1-4	17	18 Hand work Club 2-5	19 Long Arm class 10:30	20 Long Arm Rental Day	21 Full Moon	22 Machine Quilting 10:30-2:30
23 Shop Is now open 1-5! Beginning Quilt 1-4	24	25 Hand work Club 2-5	26 Knit Pickers' Club 2-5	27 Long Arm Rental Day	28	29 Sew Spring Quilt 10:30-4
30 Shop Is now open 1-5! Beginning Quilt 1-4						Color of the month: blue

JULY 2024						
Sunday	Monday	Tuesday	Wednesday	Thursday	Friday	Saturday
	1	2 Hand work Club 2-5	3	4 Independence Day	5	6 BOM 10:30 Machine Binding 1-5
7 CLOSED	8	9 Hand work Club 2-5	10 Knit Pickers' Club 2-5	11 Long Arm Rental Day STATE QUILT Meeting	12 STATE QUILT Meeting	13 Embroidery Club 10-noon STATE QUILT Meeting
14 Shop Is now open 1-5! Beginning Quilt 1- 4	15	16 Hand work Club 2-5	17 Long Arm class 10:30	18 Long Arm Rental Day	19	20 Strip Quilts 10:30-4 Full Moon
21 Shop Is now open 1-5! Beginning Quilt 1- 4	22	23 Hand work Club 2-5	24 Knit Pickers' Club 2-5	25 Long Arm Rental Day	26	27 Paper Bag Log Cabin Quilt 10:30-4
28 Shop Is now open 1-5! Beginning Quilt 1- 4	29	30 Hand work Club 2-5	31			Color of the month: Christmas

AUGUST 2024						
Sunday	Monday	Tuesday	Wednesday	Thursday	Friday	Saturday
Color of the month: blacks				1 Long Arm Rental Day	2	3 BOM 10:30 Sew Spring Quilt 1-4
4 CLOSED	5	6 Hand work Club 2-5	7 Long Arm class 10:30	8 Long Arm Rental Day	9	10 Embroidery Club 10-noon Sew Spring Quilt 1-4
11 Shop Is now open 1-5!	12	13 Hand work Club 2-5	14 Knit Pickers' Club 2-5	15 Long Arm Rental Day	16	17
18 Shop Is now open 1-5!	19 Full Moon	20 Hand work Club 2-5	21 Long Arm class 10:30	22 Long Arm Rental Day	23	24
25 Shop Is now open 1-5!	26	27 Hand work Club 2-5	28 Knit Pickers' Club 2-5	29 Long Arm Rental Day	30	31

Please look on the calendars above for times and dates.

Ongoing Classes & Clubs

Block of the Month First Sat of month 10:30-11:15 FREE Barb Boyer

Join at any time. You get a free fat quarter if you come to class with the previous month's completed block. This year the challenge will be ... come in January and find out!

Hand Embroidery Club 2nd Sat. of the month, 10-noon FREE Kathy Sconce

If you want to learn to hand embroider or just brush up your technique, join us on the second Saturday of the month from 10 to noon. You can work on your own projects or you can join the project we are doing, which are sheep! From Crabapple Hill

Knit Pickers' Club 2nd and 4th Wed of each month, 2-5 Carol Moler

Come join our Knit Pickers= Club. We knit 2 days a month every second and fourth Wednesday, from 2-5. The Club is open to all skill levels and, despite the name, includes crocheters as well. We want to share what we've learned, find new patterns, and simply just sit and knit. We may work on some felting projects, fingerless mittens, mittens, and socks. We can even help you get started—teach you the basics.

Hand Sewing Club every Tuesday afternoon 2-5

This club is open to everyone. Bring your hand sewing (embroidery, binding, knitting, crochet, etc) and sit & stitch.

CLUBS

HAND EMBROIDERY CLUB FREE!

If you want to learn to hand embroider or just brush up your technique, join us on the second Saturday of the month from 10 to noon. You can work on your own projects or you can join the project we are doing.

Hand Work Club FREE!

Every Tuesday afternoon from 2-5, join us to just sit & hand stitch, crochet, bind, or knit group. Bring what you're working on, sit up at the table in front by the window and work on your projects for a while. You can get advice & suggestions from your fellow quilters and share your experiences about your projects.

Knit Pickers' Club FREE!

This is another get-together class to sit & knit, work on our projects, share information and get some help. We will share techniques, suggest patterns, but mainly we'll sit & knit (or pick). 2nd & 4th Wednesdays 2-5.

Block of the Month Club FREE!

First Saturday of the Month, 10:30-11:15. Join at any time. You get a free fat quarter if you come to class with the previous month's completed block.

Toad Toters Club

On full moon days (as noted in the calendar) you will get 20% off all purchases (not otherwise discounted) that you can fit in your bag. You must bring your bag to participate.

Full Moon Days: June 21, July 20, August 19

Discount Policy

We will honor only one discount -- whichever is largest. You can't combine a 10% with a 25% discount to get a 35% discount. On this we can't be bribed.

Color of the Month

June blue; July Christmas; August blacks



Nolting Quilting Machines



Nolting Longarm Machines

Nolting has 5 main machines, each with different reaches: from 17" to 30" depending on the machine. They are sold with or without a frame, but after I saw & helped set up one of the steel frames this week, I recommend buying the frame. All machines, except for the Standard--the most economical machine-- have a stitch regulator. I recommend a stitch regulator. All machines can be equipped with a computer and there are a couple of different ones to choose from. In addition, you can get an extended table base so that you can use rulers, you can get larger bobbins on some of the models and on the frames you can get hydraulic lifts to raise and lower the tables. In the coming weeks, I will print out more information on each model.

The best entry level machine is the Fun Quilter. It comes in 17", 20" & 23" reach. It comes with the Intellistitch Equalizer stitch regulator, standard speed control, needle up/down, and fixed handles in the front & rear. This machine can also be equipped with a computer.

The Pro Machine has the Intellistitch Turbo stitch regulator, single stitch option, standard speed control, needle up/down and customizable handles in the front & rear. The Pro Machine comes in 20", 24" and 30" reach with 10-12" of inside height. There are easy dials on the front to set stitch length and other options. This machine can also be equipped with a computer.

The NV Machine is the newest in the fleet of Nolting machines. This machine has a touch screen with programmable stitch regulation. You can stitch in 4 different stitch modes plus single stitch and needleup/down. It also has an adjustable brightness LED work light. This machine can also be equipped with a computer.

Normal Shop Hours:
Monday-Saturday 10-6
Sunday 1-5

Closed first Sunday of month (and some holidays)

New Hours for Winter Time (starting Nov 5-May 22)

Monday-Saturday 10-5, closed Sundays unless a class is scheduled. Then we're open 1-5.

Check the schedule.

Join the fun and come feel the difference of quality fabrics.

Happy quilting!

Sincerely, Barbara Boyer

Around the Block

307-433-9555

www.aroundtheblockquilts.com

