

Exciting news!

We are launching a new web page! This is a soft launch. I don't have my domain name connected to it yet--that's going to take a couple of phone calls. And we will continue to add stuff as the months go along.

Fabric will be listed according to brand, newsletters will be posted, the calendar is interactive so you can click on it to get more info on each class. We may have sign ups on line, although you won't be able to pay on line. There are pictures of some of the quilts—the ones we can capture.

Things we want to do is have a page for the Mystery Quilts, pages for pictures, pages for announcements and sales. I hope to be able to keep the content fresh and up to date.

Michelle Gess is the inspiration behind this new look. She has done all the work. And I am learning. So for now, you can click on this link to see what we're up to. Let me know what you think.

<https://sites.google.com/view/aroundtheblockquiltshop/home>



January 10, 2025



The color of the year is brown. Brown. A color we live with for 8 months out of the year. Brown.

Who gets to choose this, you may ask. Well, Pantone did. And who is Pantone? Lawrence Herbert.

In 1962, Herbert was working at a commercial printing company and he noticed that the colors that printers used vs colors that product manufactures used had different names for the same colors. Red is not always red. As a quilter, you know this.

Long story short, Herbert bought out the printing company, renamed it Pantone, which eventually turned into the Pantone Color Matching System, which has named more than 2000 different colors (actually, I think there are a lot more colors, possibly 4,000-8,000, but they get hard to count after a point) since its inception. The beauty of the system is that if you want your couch to match your paint to match your dishwasher to match your carpet to match your car to match your coat—okay, you get the idea. If you want things that you own to match, then it is helpful if you can just ask for color 2019.

In 2000, Pantone started declaring a color of the year—which is a little like the Weather Channel naming winter storms. They just did it. Didn't ask anyone if they could or should. The company hosts a secret meeting in Europe with various people [global experts] from various places involved in various things. I'd be more specific, but it's a secret. They can work for two years choosing a color of the year. Like brown.

Selecting the color of the year is a huge responsibility. For example, "The year 1999 was a time of great expectations and excitement," said Laurie Pressman, who is VP of the Pantone Color Institute, "but there was also this huge fear factor happening as some prognosticators directly predicted [disasters] ranging from giant computer meltdowns to the destruction of civilization. Choosing Cerulean offered an antidote to the stress of the time and highlighted the relationship between color and culture."

Did the color cerulean help us through the trying times of Y2K. Hard to say. But deciding to create a color of the year began one of the biggest propaganda schemes in recent memory. Talk about a gold mine. Gold: HEX #FFD700; RGB 255, 215, 0; RGB percentage 100%, 84%, 0%; CMYK 0, 16, 100, 0; HSL 51°, 100%, 50%. That's the chemical explanation for 1 of more than 100 shades of gold.

The influence of the Pantone Matching System (or PMS—seriously, PMS) has reached through all kinds of industries and products. Pressman explained it like this: “Areas we look to for influence [side note: and what will be influenced] include the entertainment industry and films in production, travelling art collections and new artists, fashion, all areas of design and popular travel destinations. Other considerations are new lifestyles, playstyles, socio-economic conditions, new technologies, materials, textures and effects that impact color, social media platforms and sporting events.” No wonder it takes 2 years.

In 2002, following the 9/11 attacks, the chosen color was True Red. In 2008 to reflect the economic recession, they chose Blue Iris, to inspire calm. In 2016 Rose Quartz and Serenity [basically blue and pink] were chosen to bring about peace and tranquility. Following the global pandemic, in 2021, they selected Illuminating and Ultimate gray—which I think is yellow and gray. They make up the names, not me. Ultimate Gray: The exciting color to bring us out of the pandemic. The press release for the color of the year in 2011 said that honeysuckle “is a captivating, stimulating color that gets the adrenaline going – perfect to ward off the blues.” 2011 was a particularly stressful year, apparently. I don't remember.

Another term you may run across when hunting up the color of the year is zeitgeist, which means, kind of, the spirit of the age, or an invisible agent or force that dominates an age or era. Or in today's world, a scheme of fashions and fads for a particular period or era, or, in terms of color of the year, perhaps a year.

So essentially, a bunch of industry people get together, chat about color and stress and then try to come up with a color that will dominate the market in 2 years and

convince customers that it's a must have. I remember one year one of my fabric reps tried to convince me that next year, pastels were going to be big. And I asked, based on what? The fact that fabric manufacturers decided to print lots of pastel fabrics and therefore had to sell lots of pastels? Predictions like this are called self-fulfilling prophecies. If all the products you see around you are in the color of the year, then I guess you are either forced into that color scheme or you are convinced that you must have it. I didn't buy the pastels, by the way.

But in 2023, I bought into the color of the year. The color was Viva Magenta, 18-1750. I like hot pink. I bought yarn in magenta looking colors and made some hats. It was fun. I'm sorry I missed last year's color, Peach Fuzz, 13-1023. But it's probably just as well. I would either have eaten too many peach pies or drank too many fuzzy navels. And I don't think that was the intent for that color.

Pantone is not the only company that gets into "color of the year" marketing schemes. In 2020, Xerox declared its color to be "clear." Which is the same color as fishbowls, windows and cellophane. I'm not kidding. It was their inaugural debut into color of the year selections. And I think it was their last. I couldn't find a Xerox 2021 color of the year. Go figure.

Or last summer brat green was the in color. Called chartreuse [think neon green on steroids], it was used by Charli XCX's 2024 album, Brat. It's between 360 and 375 on the Pantone color chart. A design studio, Special Offer Inc., worked with Charli XCX to come up with the defining color for her album, and the color went viral.

So don't despair about this year's color of the year. Somebody will probably come up with something more exciting, and be assured, brown won't make my "Color of the Month" list. To be fair, the color is actually called Mocha Mousse, a color that "captures the global zeitgeist." It expresses "a global mood and an attitude reflecting collective desire in the form of a single distinct hue." It's a color "infused with inherent sophistication and earthy refinement." Pantone's descriptions. Not mine.

To me, it's still brown, no matter what adjectives surround it. Don't get me wrong; I like brown. It's useful in quilts. But it's still brown.


Brown: A depressing depiction of the global mood for 2025. It's going to be a long year.



.Spring Challenge

I know, winter just got here, but this challenge will end on May 3, so spring. We're looking forward.

There are two parts to the challenge, but you don't have to participate in both parts. First, we are going to be making the Potato Chip quilt block. This block is all over the internet and it has been around for a long time, under various names.



The first challenge is to make a potato chip block quilt that is 50" X 60" (minimum size, you can make it bigger). Instructions will follow. You can set these blocks any way you want. I'm showing the quilt with simple 2 ½" sashings and posts, a 2 ½" inner border and a 5" outer border, but I will provide additional settings in the coming weeks.

You quilt top must be finished by May 3.

The second part of the challenge is to make a block for sharing. You can make as many sharing blocks as you like. Each time you bring a block to share, your name will be put into a drawing. Depending on how many blocks we receive, we may have several winners. Each winner will receive a grouping of blocks that you can turn into a

quilt! For example, if we get 48 blocks, we will have 4 winners of 12 blocks each. If we get 12 blocks, we'll have one winner.



The pattern starts with 2 ½" pieces. You need 18, 2 ½" X 4 ½" rectangles for each block. Note: Some of the potato chip blocks use 2" strips. You are welcome to use that size, but for the blocks you turn in, you must use 2 ½" strips.

Click on the link for the pattern:

[Spring mystery 2025](#)





New Fabric




From Benartex, the first
image are 10" squares, 42
pieces


"



Northcott




From Northcott (second image is also in wideback)




From Marcus Bros and Timeless







From Clothworks





From Michael Miller






From Northcott







From Kennard & Kennard





And one other fabric
with the lyrics Home on
the Range printed on
the fabric. Couldn't
grab a pic of it


From Riley Blake




From Quilting Treasures


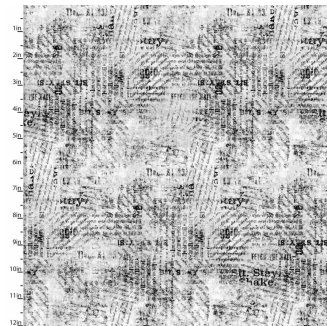





From Northcott





From 3 wishes





From Tula Pink



Full Moon Days: January 13 (Monday), February 12 (Tuesday), March 15 (Saturday
NOTE: observed), April 12 (Saturday), May 12 (Monday) NOTE: These did not get onto
the calendar

January 2025

Sunday	Monday	Tuesday	Wednesday	Thursday	Friday	Saturday
		CLOSED	1 CLOSED	2	3	4 10:30 BOM <u>Pillow Case</u> Party! 1-4
Pi5 CLOSED	6	7 Hand Sewing club 2-5	8 Knit Pickers 2-5	9	10	11 Free Embroider Club 10-noon Flannel Snowballs 1-5
12 CLOSED	13	14 Hand Sewing club 2-5	15	16	17	18 Delectable Mountains 10:30-4
19 CLOSED	20	21 Hand Sewing club 2-5	22 Knit Pickers 2-5	23	24	25
26 CLOSED	27	28 Hand Sewing club 2-5	29	30	31	

February 2025

Sunday	Monday	Tuesday	Wednesday	Thursday	Friday	Saturday
						1 10:30 BOM Machine Binding 1-4
2 CLOSED	3	4 Hand Sewing club 2-5	5	6	7	8 Free Embroider Club 10-noon
9 CLOSED	10	11 Hand Sewing club 2-5	12 Knit Pickers 2-5	13	14	15 Counterpoint Part 1 10:30-4
16 CLOSED	17	18 Hand Sewing club 2-5	19	20	21	22 6 Quilts, One Book 10:30-4
23 CLOSED	24	25 Hand Sewing club 2-5	26 Knit Pickers 2-5	27	28	

March 2025

Sunday	Monday	Tuesday	Wednesday	Thursday	Friday	Saturday
						1 10:30 BOM Tennessee Waltz Part 1 1-5
2 Beginning Quilting 1-4	3	4 Hand Sewing club 2-5	5	6	7	8 Free Embroider Club 10-noon Merry Snowmen 1-4
9 Beginning Quilting 1-4	10	11 Hand Sewing club 2-5	12 Knit Pickers 2-5	13	14	15 NATIONAL QUILT DAY
16 Beginning Quilting 1-4	17	18 Hand Sewing club 2-5	19	20	21	22 Counterpoint Part 2 10:30-4
23 Beginning Quilting 1-4	24	25 Hand Sewing club 2-5	26 Knit Pickers 2-5	27	28	29 Cats in PJs 10:30-4
30 Beginning Quilting 1-4	31					

Ongoing Classes & Clubs

Block of the Month First Sat of month 10:30-11:15 FREE Barb Boyer

Join at any time. You get a free fat quarter if you come to class with the previous month's completed block. This year the challenge will be ... come in January and find out!

Hand Embroidery Club 2nd Sat. of the month, 10-noon FREE Kathy Sconce

If you want to learn to hand embroider or just brush up your technique, join us on the second Saturday of the month from 10 to noon. You can work on your own projects or

you can join the project we are doing, which is Modern Herbal Block of the Month by Sewn Wyoming.

Knit Pickers' Club 2nd and 4th Wed of each month, 2-5 Carol Moler

Come join our Knit Pickers= Club. We knit 2 days a month every second and fourth Wednesday, from 2-5. The Club is open to all skill levels and, despite the name, includes crocheters as well. We want to share what we've learned, find new patterns, and simply just sit and knit. We may work on some felting projects, fingerless mittens, mittens, and socks. We can even help you get started—teach you the basics.

Hand Sewing Club every Tuesday afternoon 2-5

This club is open to everyone. Bring your hand sewing (embroidery, binding, knitting, crochet, etc) and sit & stitch.

Toad Toters Club

On full moon days (as noted in the calendar) you will get 20% off all purchases (not otherwise discounted) that you can fit in your bag. You must bring your bag to participate.

Full Moon Days: January 13 (Monday), February 12 (Tuesday), March 15 (Saturday NOTE: observed), April 12 (Saturday), May 12 (Monday)

We will honor only one discount -- whichever is largest. You can't combine a 10% with a 25% discount to get a 35% discount. On this we can't be bribed.

Color of the Month and Book of the Month

January dogs and cats; February red; March green; April blue; May flowers

January classes

Flannel Snowballs Sat Jan 11 1-4 \$35 Barb Boyer

Learn to work with flannel while making this easy to do snowball quilt. You can use scraps for the snowballs, and you can make it as big as you like. Pattern will be given out in class.

Delectable Mountains Sat Jan 18 \$45 Barb Boyer

From the book Scrappy & Happy Quilts, Limited Palette, Tons of Fun by Kate Hendersen. The book is out of print, but you can find it on used books sites, like Amazon. To make the mountains, you will also need the Creative Grid Ruler, 2 Peaks in One, and a special ruler for the largest mountain will be provided in class. The mountain block is a form of a “kite” construction. You will learn how to use the templates to create perfect mountains.

February Classes

Machine Binding Sat Feb 13 1-4 \$45 Jean Korber

This is hands on class. You will need a small project (10” to 40”, table runner, small wall hanging, place mat, etc) that is quilted and ready for binding. In class Jean will show you how to cut your binding, press it, and stitch it down (DO NOT CUT YOUR BINDING IN ADVANCE), how to stitch it down & miter the corners and then how to apply decorative stitches to the edge. In class you will cut your binding, stitch it to your project, miter your corners and then stitch it down by machine on the other side, using decorative stitches.

Counterpoint Sat Feb 15, 10:30-4 AND Sat March 22 10:30-4 \$45 Jean Korber

The pattern is by Mountain Peak Creations. The quilt provides large spaces to showcase fabrics. Follow the pattern for fabric amounts. While the quilt has few parts to sew, it is tricky to get things lined up properly. We will show you the easy way to keep the quilt square and perfectly pieced. No special rulers are required.

6 Quilts, One Book Sat Feb 22, April 26, June 28, Aug 30, Oct 25, Nov 22 10:30-4 \$140 for all six classes or \$35 per class. Jean Korber & Barb Boyer will team teach the class.

6 quilts, 1 book, every other month, 1 price for all 6 classes. (or \$35/class if you pick & choose). This is our third year doing 6 quilts out of one book. This year the book is a Christmas book, but don't be fooled. Our sample quilts include a Halloween quilt, a dog quilt, a wildlife quilt, an autumn flavored quilt, a star quilt (the Christmas quilt) and a dragon quilt. We want you to learn something new in each class. The book is Simply Modern Christmas by That Patchwork Place. This is another out of print book so look for it on the used sites, like Amazon. The first quilt we will teach is Argyle. 2 is Coming Together, 3 is Joy, 4 is Funky christmas, 5 is Snowball Games, and 6 is Peppermint Float

March Classes

Beginning Quilting 8 weeks \$65 Barb Boyer Starting Sun Mar 2

This comprehensive 8-week course will introduce to you almost everything you need to know about piecing a quilt top. Along the way you will learn about color, batting, thread, machines and various techniques to give you the skills to make almost any quilt.

Tennessee Waltz Sat Mar 1 and Sat April 5, 1-4 \$45 Barb Boyer

This is a classic quilt design that incorporates the 54-40 of Fight block and a snowball block. The result? The quilt will look curvy, but it's all pieced straight. Pattern will be given out in class. You will need the 2 Peaks in Once ruler by Creative Grid. Yardage needed for a 61" X 70" is app. 2-3 yards of the focus fabric for the center squares, 1 ½ for the stars and 1 yard for the 4-patch squares. Border app. 2 yards.

Merry Snowman Sat Mar 8, April 12, May 10 1:00-4 Cindy Hamann \$45

Pattern Merry, Merry Snowmen by Bunny Hill Designs. The applique in the sample quilt is done with wool. We will teach both wool options, traditional needle turn or or finished edge applique, or raw edge applique. Skill level: Confident beginner

NATIONAL QUILT DAY SATURDAY MARCH 15 DEMOS AT NOON

We will have a special sale for National Quilt Day. We will have demos and other activities going on, TBA.

Counterpoint Sat Feb 15, 10:30-4 AND Sat March 22 10:30-4 \$45 Jean Korber ongoing

Cats in PJs Sat March 29 10:30-4 \$40 Barb Boyer

This is an Elizabeth Hartman Cats in Pajamas pattern. Follow pattern instructions for fabric amounts. And think creatively about fabrics for the cats and for the PJs. Footballs, stripes, dogs, plaids, ballerinas—anything you can think of for cute PJ fabrics. And the cats can be all different colors, and some may have different tail and ear colors, as well.

April Classes

Tennessee Waltz Sat Mar 1 and Sat April 5, 1-4 \$45 Barb Boyer ongoing

Merry Snowman Sat Mar 8, April 12, May 10 1:00-4 Cindy Hamann \$45 ongoing

Fanfare Sat April 19, 10:30-4 \$45 Jean Korber

Fanfare pattern by Krista Moser required. Follow pattern instructions for fabric requirements. You will also need the Creative Grid 60 degree triangle ruler, 8 1/2" size. Skill level: Intermediate

6 Quilts, One Book Sat Feb 22, April 26, June 28, Aug 30, Oct 25, Nov 22 10:30-4 \$140 for all six classes or \$35 per class. Jean Korber & Barb Boyer will team teach the class.

The second quilt we will teach is Coming Together.

May Classes

T-Shirt Quilt Sat May 3 & 24 1-4 \$45 Barb Boyer

So you've got all these t-shirts and want to turn them into a quilt? It's easy, but you need the right tools. The class is taught in 2 parts: First, preparing your t-shirts, and second, designing your top—which is where I come in, because I can help with all of the math that might be involved.

Merry Snowman Sat Mar 8, April 12, May 10 1:00-4 Cindy Hamann \$45 ongoing

Drip Drop Sat May 17 10:30-4 Barb Boyer \$45

The quilt is in Graphic Quilts book by That Patchwork Place. We have copies. Templates will be provided for the curved pieces. Follow fabric requirements in the book. Skill level: Intermediate



Normal Shop Hours:

Monday-Saturday 10-5:30

Sunday 1-5

Closed first Sunday of month (and some holidays)

New Hours for Winter Time (starting Nov 5-May 22)

Monday-Saturday 10-5, closed Sundays unless a class is scheduled. Then we're open 1-5. Check the schedule.

Join the fun and come feel the difference of quality fabrics.

Happy quilting!

Sincerely, Barbara Boyer

Around the Block

307-433-9555

www.aroundtheblockquilts.com

