

**June class schedule is out! See below. July and August are almost done, as is the fall schedule. We are still making sure dates are correct.**



May 19, 2023

---

Where to start.

“I know. I know!” Becca said eagerly. Becca, for those of you who don’t know, is my overly enthusiastic mini Australian Shepherd. She has a lot of free time. She uses it to surf the internet. She even has her own Instagram account, [smallcuteandred](#). I actually do most of her posts. She has trouble hitting the right letters on the keyboard, and dragonspeak doesn’t recognize dogspeak.

“Okay, Becca, what do you want to talk about?” This is never a good way to start a conversation with Becca. You never know what will come next.

“I want to be a crime dog,” she said.

“There already is one. He’s called McGruff,” I told her.

“No, no, not that kind of crime. I’m a herding kind of dog. I could join the cows and round up bad guys,” she said.

“Okay, that doesn’t make sense on any level,” I told her.

“Sure it does,” she said. “Didn’t you see the story about the cows helping the local cops find a guy that fled from the cops after they pulled him over for a traffic stop? He drove away, then abandoned his car and fled on foot into a rural area. I live in a rural area. The cops need me and my keen sense of observation,” she said.

“Becca, you’ve got cataracts. You can see beyond your nose, but not by much.”

“But I’ve got a keen sense of smell,” she countered. “I could sniff him out.”

“Okay, okay. Let’s get back to the story before we lose our readers. I read about this one, too,” I said. “The guy apparently hid out in like the trees and bushes, and the cops lost track of where he went.”

“And then the cows came out and led the cops to where the guy was hiding!” Becca finished triumphantly. And she’s right about this.

“The cows literally led the officers to where the suspect was hiding,” the Boone Police Department Sergeant Dennis O’Neal wrote in an official press release. “Apparently, cows do not want suspected criminals loitering in their pasture and quickly assisted our officers by leading them directly to where the suspect was hiding, The cows communicated with the officers as best they could and finally just had the officers follow them to the suspect’s location. In addition to thanking our officers and deputies for putting themselves in harm’s way; obviously, we want to express our gratitude to the cows for their assistance.” The Boone Police Department joked online that they are considering other approaches to bovine law enforcement and the possibility of buying Kevlar vests for the cows.

And while that story is funny enough, it’s the end of the story that had me floored. There was a survey at bottom that went like this:

To what extent do you approve or disapprove of using cows to track down a suspect in a remote area?

- Strongly approve
- Somewhat approve
- Somewhat disapprove
- Strongly disapprove
- Other / No opinion

I think this is a good example of AI technology going sideways. Either that or someone did not catch the humor of the story. Or maybe they did. I almost clicked strongly approved, but I was afraid I’d start getting ads for buying cow related items.

“So what else do you want to talk about?” Becca asked politely. I looked at her suspiciously. She is not a polite dog by nature.

“Canada, oh Canada, perhaps?” she said.

Oh, yeah. We have Canada to thank for all the smoke outside. Jean told me yesterday it was smoke, not fog. And I disagreed with her. I still think we’ve had foggy mornings, but you can see and taste the smoke now. It was thick enough this morning to knock out my wifi connections. I think.

The fires are in Alberta, British Columbia and Saskatchewan. In other words, just up north of us. About 1800 square miles have burned (10 times the average for this time of year) and the fires are threatening the oil pipelines up there. Some of the oil & gas companies have shut down some of their production because of the nearing wildfires. More than 20,000 people have been evacuated and it’s only going to get bigger. Great. I am so not looking forward to another summer of scratchy throats, itchy eyes and constant smoke smell.

“Anything else on your mind?” Becca asked. Again, politely. She must be wanting something.

“Well, yes there is, but we’ve talked long enough today. I can save that story for next time,” I told her.

“Good,” she said. “Because I want to...”

“Not now Becca. It’s time to say goodbye.”

“But.” “No.” “But.” “Outside. Now.”

“In the smoke”

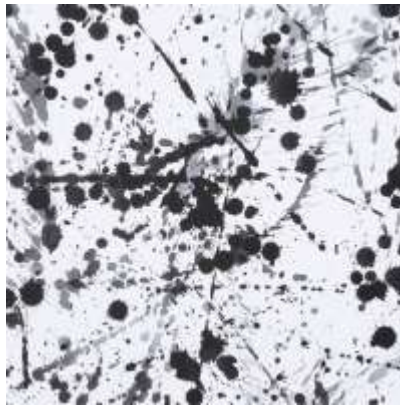
“Wear a mask.”

---

## What's New

---

Bucking Horse & Rider fabric is in! I won't put in pics because you know what it looks like, I hope. 3 bolts of small BH&Rs and 4 bolts of large. Not that many bolts, so if you're looking to do projects sometime in the future, get it now because it won't come back until next May.



Alexander Henry




From Riley Blake



From Michael Miller  
The two florals are overwide, and  
the bundle is actually 2 1/2" wide  
strips in Fairy Frost--the bundle  
just shows the colors better





<b>A</b>	...and before in the sun, Will stand in <b>SAFADO</b> .	<b>A</b>	For Oil-olive, bright as new, Made so by <b>SAFADO</b> , too.	
<b>B</b>	...again words fit for Buffalo. Was there isn't it? <b>SAFADO</b> .	<b>B</b>	For Pear, that blazes the hedge, Harvested from <b>SAFADO</b> hedge.	<b>B</b>
<b>C</b>	For Canada, Canada, Clerk, Remember that you saw <b>SAFADO</b> work.	<b>C</b>	For Quince, all around— Quince isn't it <b>SAFADO</b> to be found?	<b>C</b>
<b>D</b>	For Egg, so little rose, Shows <b>SAFADO</b> made the rose.	<b>D</b>	For Pear, which all may know as <b>SAFADO</b> , with such and <b>SAFADO</b> .	<b>D</b>
<b>E</b>	For Egg—work is as you see <b>SAFADO</b> .	<b>E</b>	For Pear, which all may know as <b>SAFADO</b> , with such and <b>SAFADO</b> .	<b>E</b>
<b>F</b>	For Pear, which they enjoy Who <b>SAFADO</b> as all employ.	<b>F</b>	For Pear, which all may know as <b>SAFADO</b> , with such and <b>SAFADO</b> .	<b>F</b>
<b>G</b>	For Egg—good cause think <b>SAFADO</b> because for shining the skin.	<b>G</b>	For Pear, which all may know as <b>SAFADO</b> , with such and <b>SAFADO</b> .	<b>G</b>
<b>H</b>	For Home, where all is bright If <b>SAFADO</b> 's not right.	<b>H</b>	For Pear, which all may know as <b>SAFADO</b> , with such and <b>SAFADO</b> .	<b>H</b>
<b>I</b>	For Egg—slightly so— Sweet was <b>SAFADO</b> !	<b>I</b>	For Pear, which all may know as <b>SAFADO</b> , with such and <b>SAFADO</b> .	<b>I</b>
<b>J</b>	For July—your best so If you see <b>SAFADO</b> .	<b>J</b>	For Pear, which all may know as <b>SAFADO</b> , with such and <b>SAFADO</b> .	<b>J</b>
<b>K</b>	For Kidney, all women know of <b>SAFADO</b> .	<b>K</b>	For Pear, which all may know as <b>SAFADO</b> , with such and <b>SAFADO</b> .	<b>K</b>

From Riley Blake




From Clothworks



From Michael Miller





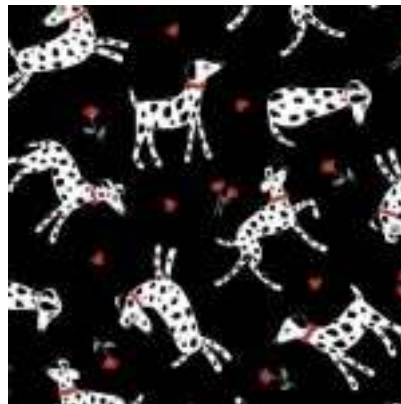

From Windham












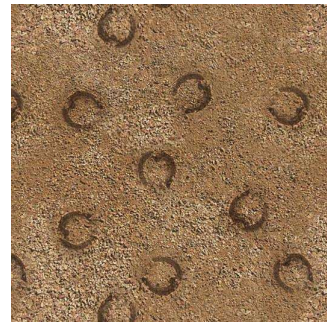


From Michael Miller





From Kennard & Kennard



PANEL SIZE APPROX 24" x 44"





## Spring Newsletter



Y



Class Pictures of some of the quilts: Storm at Sea (High Tide); Shakespeare in the park; Two Scoops, Prism; Happy Stripes (Striper); San Marcos, English paper piecing bag (one of several options); Exploding Hearts.

**Please look on the calendars above for times and dates.**

### Ongoing Classes & Clubs

**Block of the Month** First Sat of month 10:30-11:15 FREE Barb Boyer

Join at any time. You get a free fat quarter if you come to class with the previous month's completed block. This year the challenge will be Starry Skies. Challenge #1 is to use at least 25 different fabrics in the quilt – should be easy. Challenge #2 is to choose backgrounds for the blocks that aren't the typical cream/white neutrals that we generally use. Instead, we will mix it up a bit, using both traditional backgrounds for some blocks, and then choosing "colors" in both light and dark fabrics for other blocks.

**Hand Embroidery Club** 2<sup>nd</sup> Sat. of the month, 10-noon FREE Kathy Sconce

If you want to learn to hand embroider or just brush up your technique, join us on the second Saturday of the month from 10 to noon. You can work on your own projects or you can join the project we are doing, which is Garden Belles. Each block features a lady in vintage costume, in the garden, or similar outdoor setting. These are old fashioned ladies in dresses, which offer all sorts of stitchery creativity.

**Knit Pickers' Club** 2<sup>nd</sup> and 4<sup>th</sup> Wed of each month, 2-5 Carol Moler

Come join our Knit Pickers= Club. We knit 2 days a month every second and fourth Wednesday, from 2-5. The Club is open to all skill levels and, despite the name, includes crocheters as well. We want to share what we've learned, find new patterns, and simply just sit and knit. We may work on some felting projects, fingerless mittens, mittens, and socks. We can even help you get started—teach you the basics.

**Hand Sewing Club** every Tuesday afternoon 2-5

This club is open to everyone. Bring your hand sewing (embroidery, binding, knitting, crochet, etc) and sit & stitch.

## May Classes

**One Block Wonder Saturdays May 6 noon-5 & 20 10:30-4 \$45 Jean Korber**

If you haven't tried making a one block wonder quilt from panels, you are missing out on a spectacular quilt. This quilt uses 7 panels; 6 are cut into triangles and the remaining panel is incorporated intact into the quilt. You will learn how to accurately stack your 6 panels, cut them apart into strips, which are then cut into 6 identical triangles. After piecing your half hexagon units, you will design your own quilt. Jean has great tips and suggestions on how to make this quilt, how to incorporate additional fabrics into your quilt, and how to evaluate what panels make the best One Block Wonder quilts.

**Shakespeare in the Park Sat May 13 1-5 \$35 Barb Boyer**

This quilt is made up of stars and Snail's Trail blocks. The pattern is an old time favorite from the legendary Judy Martin. It is a classic quilt, one of those on the bucket list of "to do" quilts.

**Quilt #5, CHANGE: SSEARCHLIGHT: Fat Quarter Favorite Quilts Sat May 27 10:30-4 Jean Korber & Barb Boyer \$35 (or \$120 for all 6 quilts)**

**The fifth quilt is called Searchlight.** This quilt takes 15 fat quarters plus background. You'll learn the "square in a square" technique plus a unique way to make pieced corner triangles. It's a speedy version that doesn't involve cutting triangles!

## June Classes

**Beginning Quilting 8 weeks \$65 Barb Boyer Starting Sun June 4**

This comprehensive 8-week course will introduce to you almost everything you need to know about piecing a quilt top. Along the way you will learn about color, batting, thread, machines and various techniques to give you the skills to make almost any quilt.

**Laura Heine collage quilts Sat June 17 10:30-4 Jean Korber \$40**

Create your own.....cat? scarecrow, owl, elephant, sloth. Choose any one of Heine's patterns, bring a pile of fun fabrics (flowers, feathers, various designs) and learn how to create your own collage quilt, using fusible fabric pieces. If you can operate a pair of scissors and an iron, you can do this quilt!

**Make Your Own Grocery Bag Sat June 3, 1-4 Barb Boyer free with purchase of fabric**

As you know, we no longer provide bags of any kind for your purchases. So what better than to make your own cloth bag that's reusable and shaped like a regular plastic bag that you get at the grocery store! These are easy to do. You can add elastic if you want to roll them up. They work great at the grocery store because they are sturdier and can hold more stuff



without fear of breaking. You will be able to make several bags, or at least get several cut and at least one sewn during class.

**Quilt #6, Organized Chaos: Fat Quarter Favorite Quilts Sat June 24 10:30-4 Jean Korber \$35 (or \$120 for all 6 quilts)**

The last quilt is called Organized Chaos. You can work with 22 fat quarters or 11 half yard cuts for a little less chaos. Jean has a great way to keep the chaos organized as you put the interlocking looking blocks together.

**Shakespeare in the Park Sat June 10 1-5 \$35 Barb Boyer**

This quilt is made up of stars and Snail's Trail blocks. The pattern is an old time favorite from the legendary Judy Martin. It is a classic quilt, one of those on the bucket list of "to do" quilts. This is the second session of the class. We will work on the second block that makes this quilt. If you already paid for the class in May, this is part 2 (no extra charge, of course). But if you missed the first class, you can catch up in the final class, as we will go over all the parts that make up this quilt.

\*\*\*\*\*

**CLUBS**

**HAND EMBROIDERY CLUB FREE!**

If you want to learn to hand embroider or just brush up your technique, join us on the second Saturday of the month from 10 to noon. You can work on your own projects or you can join the project we are doing.

\*\*\*\*\*

**Hand Work Club FREE!**

Every Tuesday afternoon from 2-5, join us to just sit & hand stitch, crochet, bind, or knit group. Bring what you're working on, sit up at the table in front by the window and work on your projects for a while. You can get advice & suggestions from your fellow quilters and share your experiences about your projects.

\*\*\*\*\*

**Knit Pickers' Club FREE!**

This is another get-together class to sit & knit, work on our projects, share information and get some help. We will share techniques, suggest patterns, but mainly we'll sit & knit (or pick).

\*\*\*\*\*

**Block of the Month Club FREE!**

First Saturday of the Month, 10:30-11:15. Join at any time. You get a free fat quarter if you come to class with the previous month's completed block.

\*\*\*\*\*

**Toad Toters Club**

On full moon days (as noted in the calendar) you will get 20% off all purchases (not otherwise discounted) that you can fit in your bag. You must bring your bag to participate.

Full Moon Days: January 6; February 4 (observed); March 7; April 6; May 5; June 4

Discount Policy

We will honor only one discount -- whichever is largest. You can't combine a 10% with a 25% discount to get a 35% discount. On this we can't be bribed.

Color of the Month

January purple; February red; March green; April yellow; May whites, June blue

May 2023

Sunday	Monday	Tuesday	Wednesday	Thursday	Friday	Saturday
	1	2	3	4	5	6
		Hand work Club 2-5	Long Arm class 10:30	Long Arm Rental Day	Full moon	BOM 10:30 One Block Wonder noon-5 \$45
7	8	9	10	11	12	13
CLOSED		Hand work Club 2-5	Knit Pickers' Club 2-5	Long Arm Rental Day		Embroidery Club 10-noon Shakespeare in the Park 1-5 \$35
14	15	16	17	18	19	20
CLOSED Mom's Day		Hand work Club 2-5	Long Arm class 10:30	Long Arm Rental Day		One Block Wonder 10:30-4


21	22	23	24	25	26	27
Shop Is now open 1-5!		Hand work Club 2-5	Knit Pickers' Club 2-5	Long Arm Rental Day	6 fat quarter quilts: Quilt #5 10:30-4 \$35	
28	29	30	31			
Shop Is now open 1-5!	Open Sew 10-4 \$10	Hand work Club 2-5	Long Arm class 10:30		Color of the month: whites	

# June 2023

Sunday	Monday	Tuesday	Wednesday	Thursday	Friday	Saturday
				1	2	3
				Long Arm Rental Day		BOM 10:30 Full moon Make Your Own Grocery Bag 1-4 <u>Free</u> , with fabric purchase
4	5	6	7	8	9	10
Beginning Quilting 1-4 Shop Is now open 1-5!		Hand work Club 2-5	Long Arm class 10:30	Long Arm Rental Day		Embroidery Club 10-noon Shakespeare in the Park 1-5 \$35
11	12	13	14	15	16	17
Beginning Quilting 1-4 Shop Is now open 1-5!		Hand work Club 2-5	Knit Pickers' Club 2-5	Long Arm Rental Day		Laura Heine <u>\$40 10:30-4</u>



18	19	20	21	22	23	24
Beginning Quilting 1-4 Dads' Day Shop Is now open 1-		<b>Hand work Club 2-5</b>	<b>Long Arm class 10:30</b>	<b>Long Arm Rental Day</b>		<b>6 fat quarter quilts: Quilt #6 10:30-4 <u>\$35</u></b>
25	26	27	28	29	30	
Beginning Quilting 1-4 Shop Is now open 1- 5!		<b>Hand work Club 2-5</b>	<b>Knit Pickers' Club 2-5</b>	<b>Long Arm Rental Day</b>		<b>Color of the month: blue</b>



## Nolting Quilting Machines



## Nolting Longarm Machines

Nolting has 5 main machines, each with different reaches: from 17" to 30" depending on the machine. They are sold with or without a frame, but after I saw & helped set up one of the steel frames this week, I recommend buying the frame. All machines, except for the Standard--the most economical machine-- have a stitch regulator. I recommend a stitch regulator. All machines can be equipped with a computer and there are a couple of different ones to choose from. In addition, you can get an extended table base so that you can use rulers, you can get larger bobbins on some of the models and on the frames you can get hydraulic lifts to raise and lower the tables. In the coming weeks, I will print out more information on each model.

The best entry level machine is the Fun Quilter. It comes in 17", 20" & 23" reach. It comes with the Intellistitch Equalizer stitch regulator, standard speed control, needle up/down, and fixed handles in the front & rear. This machine can also be equipped with a computer.

The Pro Machine has the Intellistitch Turbo stitch regulator, single stitch option, standard speed control, needle up/down and customizable handles in the front & rear. The Pro Machine comes in 20", 24" and 30" reach with 10-12" of inside height. There are easy dials on the front to set stitch length and other options. This machine can also be equipped with a computer.

The NV Machine is the newest in the fleet of Nolting machines. This machine has a touch screen with programmable stitch regulation. You can stitch in 4 different stitch modes plus single stitch and needle up/down. It also has an adjustable brightness LED work light. This machine can also be equipped with a computer.

---

Normal Shop Hours:  
**Monday-Saturday 10-6**  
**Sunday 1-5**

**Closed first Sunday of month (and some holidays)**  
**New Hours for Winter Time (starting Nov 7-May 22)**  
**Monday-Saturday 10-5, closed Sundays unless a class is scheduled. Then we're open 1-5.**  
**Check the schedule.**

Join the fun and come feel the difference of quality fabrics.

Happy quilting!

Sincerely, Barbara Boyer  
Around the Block  
307-433-9555  
[www.aroundtheblockquilts.com](http://www.aroundtheblockquilts.com)

