


March 24, 2023



Hidden Hearts

Almost done! Next installment of the pattern
(includes all prior parts)

[HiddenHearts3](#)

.Next installment should be next week. Thanks for
your patience.

Tornadoes are erupting on the sun. I won't bore you with the details, mainly because I have to concentrate too hard to understand them and today is just not that day.

So the short answer is: Magnetic fields sit on the surface of the sun – not quite an accurate description, but close enough. The sun also has a lot of hot gas. Actually the sun is all hot gas or plasma, but sometimes that gas erupts and the magnetic structures get disturbed and the result is a twisted magnetic field that rises off the surface of the sun and looks like a tornado, but isn't.

The other answer is: No one really knows what these are. We haven't been studying the sun all that long. I mean we know it's up there and what it probably is comprised of and that it's hot. But the sun remains quite a mystery. We have telescopes now that can see close up images of the sun, so we can see some of the stuff that happens, but the whys and the hows remain speculation. At least that's my opinion.

So back to the tornado. This particular tornado, or filament which is another description of it, eventually decayed and broke away from the sun. The charged particles that made up the filament were blasted out from the sun at "breakneck" speeds, according to Mathew Owens, a professor of space physics at the University of Reading.

I can't tell you how fast a "breakneck" speed is, but I can tell you it's not heading in the direction of earth. If it did, all hell could break loose. Just kidding. More like power grid disruptions and more northern lights sightings. Which is always a plus.

But don't despair, if you're hoping for northern lights displays, we've got more sun activity yet to come, as the sun reaches its maximum solar activity, which it does every 11 years or so, and we're still, apparently, a few years away from the maximum. The article stated "We're likely to see more striking solar phenomena in coming years as the sun is reaching a solar maximum, a peak of activity that happens every 11 years or so." So "coming years" could be the next 2 or 3 years? 1 year? 10 years? Definitely not 12 years.

But in the next few days we could get some strong solar winds coming our direction, thanks to a huge new sunspot that has been seen on the sun. A sunspot is essentially a hole in the sun, this one big enough to fit 20-30 earths. Massive, right? Beyond my ability to imagine, and I can imagine a lot. This hole has created a wind that is aimed at earth, scheduled to arrive today. If it's not cloudy, maybe we'll see aurora borealis tonight. Be sure to set your alerts on your northern lights apps to alert you when to go look. Casper had a sighting a few weeks back, so we're within spitting distance of being able to see some northern lights.

In other space news that is always comforting, a large asteroid is expected to fly by on Saturday, between the earth and the moon. They're calling it a once in a decade event. Seems to me that 3 or 4 times a year I report to you about a huge asteroid having a near miss with the earth. And the reason that I doubt the "once in a decade" line is because this asteroid is newly discovered, in January 2023. I mean, seriously, how can they say with a straight face that it's a once in a decade event. It just makes me crazy.

This asteroid is traveling about 17,400 miles per hour, or faster, and is about the size of a small skyscraper. You can figure out what size that may be, maybe Empire State Building size? And you may be able to spot it in the northern skies tomorrow night. It will appear like a slow moving star. That's what the article said. But stars don't really move around in the night sky, so I suspect it may look more like a really slow moving International Space Station. Or an airplane. Or a slow moving shooting star—meteor. Maybe a fast comet. Just go look if it's not cloudy.

I love the fact that the scientists really don't know what's out there but they are comfortable proclaiming it won't happen again for 10 years. And I get that space is vast and we don't know everything. But perhaps they, and I don't really know who they are, should just start saying that: New asteroid, coming close to the earth, won't hit us, don't know when the next one will fly by. Stay tuned.

But one scientist, NASA's Goddard Space Flight Center chief scientist, James Garvin, thinks that if we knew more about previous asteroid strikes on our planet, occurring within the past million years, we might be able to better predict what we

might get hit with in the future. In fact, he thinks we might have been misreading traces of some of the more serious asteroid strikes that have occurred within the past million years. And if he's right, the odds of being hit by something nasty could be higher than current estimates predict.

Wonderful. Once in a decade my great aunt Sally. And I don't even have a great aunt Sally. Instead, as Garvin said at a Lunar and Planetary Science Conference, "It would be in the range of serious crap happening."

Okay, I like that language. It is definitely to the point. But it's hard finding the evidence of past strikes. Our earth changes a lot over millions of years and spotting previous meteor hits is hard.

So for the time being, I think we have to live with, we just don't know. And if the asteroid flying by tomorrow is a lot closer than predicted, be sure to go outside and take a look. It could be more spectacular than well a slow moving star.

What's New



From Clothworks



Y




Prism: From In the Beginning
We have a couple of extra kits
available. Patterns are subtle in the
fabrics.




"!





From Michael Miller






From Windham







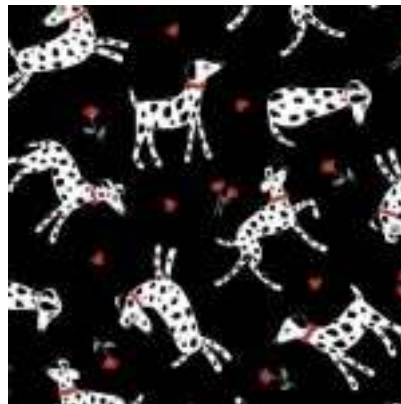

Text area containing placeholder text (Lorem Ipsum) and a small illustration of a child sitting on a red background with white stars.








From Northcott



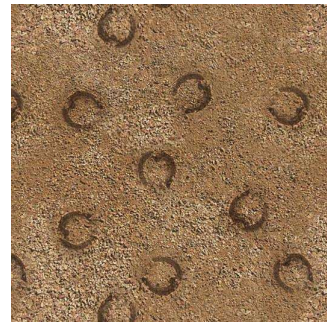


From Michael Miller





From Kennard & Kennard



PANEL SIZE APPROX 24" x 44"





From P & B Textiles (the floral/prints are 108"





Spring Newsletter



Y

Class Pictures of some of the quilts: Storm at Sea (High Tide); Shakespeare in the park; Two Scoops, Prism; Happy Stripes (Striper); San Marcos, English paper piecing bag (one of several options); Exploding Hearts.



Please look on the calendars above for times and dates.

Ongoing Classes & Clubs

Block of the Month First Sat of month 10:30-11:15 FREE Barb Boyer

Join at any time. You get a free fat quarter if you come to class with the previous month's completed block. This year the challenge will be Starry Skies. Challenge #1 is to use at least 25 different fabrics in the quilt – should be easy. Challenge #2 is to choose backgrounds for the blocks that aren't the typical cream/white neutrals that we generally use. Instead, we will mix it up a bit, using both traditional backgrounds for some blocks, and then choosing "colors" in both light and dark fabrics for other blocks.

Hand Embroidery Club 2nd Sat. of the month, 10-noon FREE Kathy Sconce

If you want to learn to hand embroider or just brush up your technique, join us on the second Saturday of the month from 10 to noon. You can work on your own projects or you can join the project we are doing, which is Garden Belles. Each block features a lady in vintage costume, in the garden, or similar outdoor setting. These are old fashioned ladies in dresses, which offer all sorts of stitchery creativity.

Knit Pickers' Club 2nd and 4th Wed of each month, 2-5 Carol Moler

Come join our Knit Pickers= Club. We knit 2 days a month every second and fourth Wednesday, from 2-5. The Club is open to all skill levels and, despite the name, includes crocheters as well. We want to share what we've learned, find new patterns, and simply just sit and knit. We may work on some felting projects, fingerless mittens, mittens, and socks. We can even help you get started—teach you the basics.

Hand Sewing Club every Tuesday afternoon 2-5

This club is open to everyone. Bring your hand sewing (embroidery, binding, knitting, crochet, etc) and sit & stitch.

Third Monday (usually) Open Sews 10-4 \$10

The classroom is now open on the third (usually, check calendar) each month for open sewing. There is a charge for the use of the space, but you will have access to the flannel boards, all the cutting tables, AccuCutter, fabric (of course) and help, if you need it. I chose the 3rd Monday because in January & February, that day is a holiday. If I get enough interest, we can look at having other open sew days.

March Classes

Quilt #3, CHANGE: STEP IN TIME: Fat Quarter Favorite Quilts Sat Mar 25 10:30-4 & Barb Boyer \$35 (or \$120 for all 6 quilts)

The **THIRD quilt is called Step in Time** and it's a version of Jacob's Ladder set in a criss crossing pattern. This is a half square triangle intensive quilt. It calls for 39 fat quarters, no additional background. There is a color "map" for what goes where, but you can make it more scrappy by simply choosing light, medium and dark fabrics, regardless of color to make your version of this quilt. The half square triangles are made 2 at a time, but we do have the die cutter in the correct size, if you want to cut your fabric on the Accucutter. The technique learned for this quilt? Patience – lots of sewing to do.

April Classes

Domestic Machine Quilting Sat April 1 1-4 \$40 Barb Boyer

This is a hands on class. I will provide the practice materials, you will bring your machine. You will need a hopping/darning foot for class. You will also need to be able to drop or cover your feed dogs. If you have a walking foot, you can bring it as well, but it is not necessary for class. In class you will practice various patterns and techniques for machine quilting.

Prism Strip Quilt Sat April 8 1-5 \$35 Jean Korber or Barb Boyer

This is the first of the In the Beginning Prism quilts. The class is intended for those who purchased the strip kits from the Prism collection. If you do not have these precut strips, you are still welcome in class, you will just have to choose fabrics for your strips and have them cut prior to class.

Storm at Sea Sat April 15 10:30-4 \$40 Jean Korber

This quilt used to be intimidating—then a ruler was developed and now it's a breeze! We will work with Deb Tucker's ruler for the construction of the block. We will also talk about various color schemes, one of which includes coloring the blocks to make a heart appear within the design.

San Marco 10:30-4 \$40

This quilt is made from Northcott's collection called Surfaces. While we have a sample quilted for display, we did not piece it – it's a digitally reproduced image of the quilt. We haven't looked at the pattern yet, but we know that it is paper pieced and it is not constructed in the round, although it looks like it. That means ... it isn't as hard as it looks and it is well suited for beginning paper piecers.

Quilt #4, CHANGE: TIC-TAC-TOE: Fat Quarter Favorite Quilts Sat April 29 10:30-4 Jean Korber & Barb Boyer \$35 (or \$120 for all 6 quilts)

The **FOURTH** quilt is called **Tic-Tac-Toe**. We're making our sample from kitty paw fabrics for the background, and then 16 theme related fat quarters in brights. This quilt uses two-at-a-time half square triangles, and modified flying geese constructions for the blocks. Borders are pieced, so the lesson to be learned is how to keep an accurate quarter inch seam allowance in order to get the borders to fit. Don't worry, we'll show you how to "fudge" if something goes wrong.

May Classes

One Block Wonder Saturdays May 6 noon-5 & 20 10:30-4 \$45 Jean Korber

If you haven't tried making a one block wonder quilt from panels, you are missing out on a spectacular quilt. This quilt uses 7 panels; 6 are cut into triangles and the remaining panel is incorporated intact into the quilt. You will learn how to accurately stack your 6 panels, cut them apart into strips, which are then cut into 6 identical triangles. After piecing your half hexagon units, you will design your own quilt. Jean has great tips and suggestions on how to make this quilt, how to incorporate additional fabrics into your quilt, and how to evaluate what panels make the best One Block Wonder quilts.

Shakespeare in the Park Sat May 13 1-5 \$35 Barb Boyer

This quilt is made up of stars and Snail's Trail blocks. The pattern is an old time favorite from the legendary Judy Martin. It is a classic quilt, one of those on the bucket list of "to do" quilts.

Quilt #5, CHANGE: SSEARCHLIGHT: Fat Quarter Favorite Quilts Sat May 27 10:30-4 Jean Korber & Barb Boyer \$35 (or \$120 for all 6 quilts)

The **fifth** quilt is called **Searchlight**. This quilt takes 15 fat quarters plus background. You'll learn the "square in a square" technique plus a unique way to make pieced corner triangles. It's a speedy version that doesn't involve cutting triangles!

CLUBS

HAND EMBROIDERY CLUB FREE!

If you want to learn to hand embroider or just brush up your technique, join us on the second Saturday of the month from 10 to noon. You can work on your own projects or you can join the project we are doing.

Hand Work Club FREE!

Every Tuesday afternoon from 2-5, join us to just sit & hand stitch, crochet, bind, or knit group. Bring what you're working on, sit up at the table in front by the window and work on your projects for a while. You can get advice & suggestions from your fellow quilters and share your experiences about your projects.

Knit Pickers' Club FREE!

This is another get-together class to sit & knit, work on our projects, share information and get some help. We will share techniques, suggest patterns, but mainly we'll sit & knit (or pick).

Block of the Month Club FREE!

First Saturday of the Month, 10:30-11:15. Join at any time. You get a free fat quarter if you come to class with the previous month's completed block.

Toad Toters Club

On full moon days (as noted in the calendar) you will get 20% off all purchases (not otherwise discounted) that you can fit in your bag. You must bring your bag to participate.

Full Moon Days: January 6; February 4 (observed); March 7; April 6; May 5

Discount Policy

We will honor only one discount -- whichever is largest. You can't combine a 10% with a 25% discount to get a 35% discount. On this we can't be bribed.

Color of the Month

January purple; February red; March green; April yellow; May whites

March 2023

| Sunday | Monday | Tuesday | Wednesday | Thursday | Friday | Saturday |
|------------------------------|--|---------|-----------------------------------|------------------------------------|--------|--|
| | | | 1 Long Arm class 10:30 | 2 Long Arm Rental Day | 3 | 4 BOM 10:30 Pieced Baltimore Beauty quilt 1-4 |
| 5 Beginning Quilt 1-4 | 6 Hand work Club 2-5 Full moon | 7 | 8 Knit Pickers' Club 2-5 | 9 Long Arm Rental Day | 10 | 11 Embroidery Club 10-noon Happy Stripes 1-5 \$35 |
| 12 Beginning Quilt 1-4 | 13 Hand work Club 2-5 | 14 | 15 Long Arm class 10:30 | 16 Long Arm Rental Day | 17 | 18 National Quilt Day Demos TBA |

| | | | | | | |
|--------------------------------|---------------------------------------|-------------------------------|---|--|----|--|
| 19 | 20 | 21 | 22 | 23 | 24 | 25 |
| Beginning Quilt 1-4 | Open Sew 10-4 \$10 | Hand work Club 2-5 | Knit Pickers' Club 2-5 | Long Arm Rental Day | | 6 fat quarter quilts: Quilt #3 10:30-4 \$35 |
| 26 | 27 | 28 | 29 | 30 | 31 | |
| Beginning Quilt 1-4 | | Hand work Club 2-5 | Long Arm class 10:30 | Long Arm Rental Day | | Color of the month: green |

April 2023


| Sunday | Monday | Tuesday | Wednesday | Thursday | Friday | Saturday |
|-------------|-----------------------------|---------|--|--|--------|--|
| | | | | | | 1 BOM 10:30 Domestic Machine Quilting \$40 1-4 |
| 2 CLOSED | 3 Hand work Club 2-5 | 4 | 5 Long Arm class 10:30 | 6 Long Arm Rental Day Full moon | 7 | 8 Embroidery Club 10-noon Prism strip Quilt 1-5 \$35 |
| 9 CLOSED | 10 Hand work Club 2-5 | 11 | 12 Knit Pickers' Club 2- 5 | 13 Long Arm Rental Day | 14 | 15 Storm at Sea 10:30- 4 \$40 |

| | | | | | | |
|--------------|---------------------------------|------------------------------|----------------------------|---------------------------|---|----|
| 16 CLOSED | 17 Open Sew 10-4 \$10 | 18 Hand work Club 2-5 | 19 Long Arm class 10:30 | 20 Long Arm Rental Day | 21 San Marco 10:30-4 \$40 | 22 |
| 23 CLOSED | 24 Hand work Club 2-5 | 25 Knit Pickers' Club 2-5 | 26 Long Arm Rental Day | 27 | 28 6 fat quarter quilts: Quilt #4 10:30-4 \$35 | 29 |
| 30 CLOSED | | | | | Color of the month: yellow | |

May 2023

| Sunday | Monday | Tuesday | Wednesday | Thursday | Friday | Saturday |
|------------------|--------|--------------------|------------------------|---------------------|-----------|---|
| | 1 | 2 | 3 | 4 | 5 | 6 |
| | | Hand work Club 2-5 | Long Arm class 10:30 | Long Arm Rental Day | Full moon | BOM 10:30 One Block Wonder noon-5 \$45 |
| 7 | 8 | 9 | 10 | 11 | 12 | 13 |
| CLOSED | | Hand work Club 2-5 | Knit Pickers' Club 2-5 | Long Arm Rental Day | | Embroidery Club 10-noon Shakespeare in the Park 1-5 \$35 |
| 14 | 15 | 16 | 17 | 18 | 19 | 20 |
| CLOSED Mom's Day | | Hand work Club 2-5 | Long Arm class 10:30 | Long Arm Rental Day | | One Block Wonder 10:30-4 |

| | | | | | | |
|-----------------------|--------------------|--------------------|------------------------|---------------------|---|----|
| 21 | 22 | 23 | 24 | 25 | 26 | 27 |
| Shop Is now open 1-5! | | Hand work Club 2-5 | Knit Pickers' Club 2-5 | Long Arm Rental Day | 6 fat quarter quilts: Quilt #5 10:30-4 \$35 | |
| 28 | 29 | 30 | 31 | | | |
| Shop Is now open 1-5! | Open Sew 10-4 \$10 | Hand work Club 2-5 | Long Arm class 10:30 | | Color of the month: whites | |



Nolting Quilting Machines



Nolting Longarm Machines

Nolting has 5 main machines, each with different reaches: from 17" to 30" depending on the machine. They are sold with or without a frame, but after I saw & helped set up one of the steel frames this week, I recommend buying the frame. All machines, except for the Standard--the most economical machine-- have a stitch regulator. I recommend a stitch regulator. All machines can be equipped with a computer and there are a couple of different ones to choose from. In addition, you can get an extended table base so that you can use rulers, you can get larger bobbins on some of the models and on the frames you can get hydraulic lifts to raise and lower the tables. In the coming weeks, I will print out more information on each model.

The best entry level machine is the Fun Quilter. It comes in 17", 20" & 23" reach. It comes with the Intellistitch Equalizer stitch regulator, standard speed control, needle up/down, and fixed handles in the front & rear. This machine can also be equipped with a computer.

The Pro Machine has the Intellistitch Turbo stitch regulator, single stitch option, standard speed control, needle up/down and customizable handles in the front & rear. The Pro Machine comes in 20", 24" and 30" reach with 10-12" of inside height. There are easy dials on the front to set stitch length and other options. This machine can also be equipped with a computer.

The NV Machine is the newest in the fleet of Nolting machines. This machine has a touch screen with programmable stitch regulation. You can stitch in 4 different stitch modes plus single stitch and needle up/down. It also has an adjustable brightness LED work light. This machine can also be equipped with a computer.

Normal Shop Hours:
Monday-Saturday 10-6
Sunday 1-5

Closed first Sunday of month (and some holidays)

New Hours for Winter Time (starting Nov 7-May 22)

Monday-Saturday 10-5, closed Sundays unless a class is scheduled. Then we're open 1-5.
Check the schedule.

Join the fun and come feel the difference of quality fabrics.

Happy quilting!

Sincerely, Barbara Boyer
Around the Block
307-433-9555

www.aroundtheblockquilts.com

