



March 17, 2023



A heads up for National Quilting Day on March 18. From 10:30-noon we are going to have a Show & Tell of YOUR quilts! Bring any quilt top or finished quilt that you have made from one of the classes you have taken here. Block of the months, classes, beginning quilting, etc. No time limit on how far back in time you want to go. I won't limit how many quilts you want to bring. If we get overwhelmed, then we'll just figure out how to get all the quilts shown.


Then at 1, Jean will give a demo on machine applied binding -- using some of those fancy stitches on your machines.

Then from 2-3 we will be demonstrating how to make your own portable flannel boards. We will provide the boards (**okay, when I said we will provide, there is a \$5 charge for the boards, sorry for any misunderstanding**); you bring the covering: flannel, batting or flannel backed table cloths. The boards will be 24" X 24". We will also show a variety of other ways to make portable flannel boards.

We are also running two specials all day: First, free use of the AccuCutter. We have a variety of dies, including strip cutters (2 1/2" and 2"), squares, flying geese, half square triangles, a die for cutting the Take 5 Quilt, and more. Bring your scraps and cut your quilts. If you buy new fabric from the store on Saturday AND use the AccuCutter that day, we'll give you 20% off the purchase for that quilt.

The other special is 20% off any panel(s). We have lots to choose from and if you're planning on taking the One Block Wonder Panel class coming up in May, it's a good time to get those 7 panels you will need.

Hope to see you on National Quilt Day and celebrate the art that is Quilting!



Hidden Hearts

Almost done! Next installment of the pattern
(includes all prior parts)

[HiddenHearts3](#)

It's St. Patrick's Day. All day, as the sites will remind you. Like it's going to change to a different day mid day.

So why is St. Pat's Day so popular, you may ask.

"I know, I know," gasped Becca. She had just run in from outside. "It's because you get to drink stuff, like green beer. And you can eat corned beef, even if the 17th falls on a Friday during Lent."

"You're right about that, oh my ever so intelligent mini Aussie," I told her. Becca beamed. She just eats up compliments. I won't say she has a narcissistic personality, but she does have a mirror in the doghouse she doesn't use and I've caught her staring at herself in the bedroom mirror.

"St. Patrick's Day is essentially a church holiday or celebration. St. Patrick died on March 17, so the story goes, and he is the man that brought Christianity to Ireland. The day was first celebrated as a feast day back in the 17th century, and it has morphed into a drinking day all over the world. I mean, who doesn't like green beer."

Brecca nodded her head.

"And even though today is Friday," she said, "churches generally agree that it's more important to drink beer and eat meat, than to observe the Lent rituals of abstaining from such stuff. So does the Pope have to give a special dispensation to everyone for violating Lent rules?" she asked.

"Becca, that's not polite. But if he didn't, everyone would still drink beer and eat meat today, so it's probably best to just go with the flow.

"But there are other things going on in the world that we need to talk about," I said.

“Like the new Subaru commercial with the teenage dog parking the car in the garage?” Becca said eagerly. She likes those commercials. Who doesn’t? “When he gets to the tennis ball hanging from the ceiling, which tells him to stop, he goes bananas barking at the ball as it bounces and bounces against the windshield.”

“Yeah, I like that one, too. Daddy Golden Retriever just shakes his head and goes into the house. But no, that’s not the story I wanted to discuss.”

“Okay, I know, I know. It’s the headline about how to cook tastier canned beans without spending a dime.”

I looked at her curiously.

“Just add bacon,” she grinned.

“Okay, bacon costs more than a dime,” I told her.

“Well the recipe talked about adding spices and stuff like shallots. You have to buy that stuff, don’t you? And what’s a shallot?”

“A fancy onion. It also costs more. But that’s not what I want to talk about.”

“Okay, okay, I know the answer. Really. It’s about the dead man festival.”

“Bingo. The festival used to be held at this time in Nederland, Colorado. It’s now been bought out and will be staged at the Stanley Hotel in Estes Park. No word on whether the man who started it all, Bredo Morstoel, will be moved.”

Mr. Morstoel was a Norwegian man who died and had his body cryogenically frozen and stored on dry ice in a shed in Nederland. The locals called the guy Grandpa and he was the impetus for the festival. They have death and ice-themed games and contests, a parade, lots of genre music, coffin races and a polar plunge.

“And alcohol, of course,” Becca said. “The festival attracts hippies, miners, drunks, rockers, musicians, artists. Along with an international cast of tourists as well.”

The festival has been going on for 20 years in Nederland. Nederland is a tiny community of about 1500 people, and the festival attracted more than 20,000 variously responsible festival goers. The town administrator Miranda Fisher said that the festival had really outgrown the ability of Nederland to handle. She said, “One of the most concerning moments was, there was an extension cord laying with the connector in a pool of water,” Fisher recalled. “I was like, something bad is going to happen.” In addition to security issues, snowball fights during the polar plunge, accidents during the coffin races and a lack of security, the town, or at least some of them, decided to cancel the festival for 2023.

Plus they got a grant to restore Guercio Field, one of the main staging areas for the festival, into a nature park of some type. They are hoping to attract a different sort

of crowd that will appreciate the abundance of the natural beauty that surrounds the town of Nederland.

“You mean they are passing up coffin races and crazy parades for bird watchers?” Becca said. “Where’s the fun in that. More importantly, where’s the beer in that.”

“I know. They may have a hard time rebuilding their tourist trade. But Jill Dreves, executive director of Nederland’s Wild Bear Nature Center, said she thinks the tremendous mountain landscape that is Nederland can offer clarity. ‘The common thread that we have in Nederland is nature,’ Dreves said. ‘That’s why people live here.’”

“Good luck with that,” Becca said dryly.

“Well the town is also trying out a different kind of tourist campaign, kind of a stop gap measure until the nature thing takes off,” I said. “Or at least some town members are branching out. One woman wants everyone to dress up in cat costumes for a Bizarre Cat Bazaar, to celebrate Fred the Cat, who lived in Nederland in the 70s and 80s. He was even elected mayor one year. He’s buried in the front lawn of the town hall. ”

Deb D’Andrea is spearheading this movement: "Picture flags and streamers and dancers and stilt walkers and hula hoopers and jugglers," she said. "It's going to be something that 'Ned' [nickname of the town] hasn’t experienced before. Ned is filled with the desire to keep it unique while embracing the future," she said.

“Seriously?” Becca said. “Seeing people dressed up as dead cats walking around on stilts is enough to drive someone to drink. Maybe they could juggle dead cat heads,” she said, glancing over at Padfoot [my resident cat].

“Don’t get any ideas,” I told her sternly. “But that is what we’ve been talking about today, isn’t it? Reasons to celebrate with beer?” I said. Becca nodded.

So Happy St. Patty’s Day!

What's New



From Clothworks



Y



Prism: From In the Beginning
We have a couple of extra kits
available. Patterns are subtle in the
fabrics.

"! "







From Michael Miller


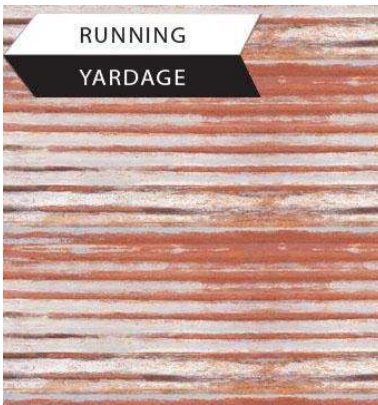


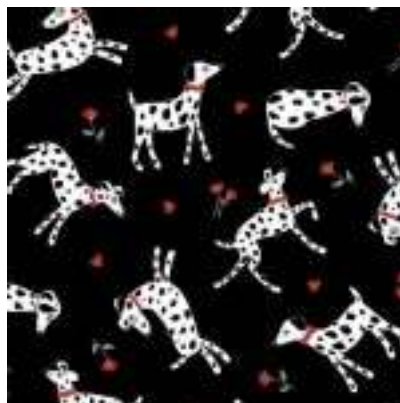

From Windham





From Northcott









From Michael Miller



From Anthology & Windham






From Kennard & Kennard





PANEL SIZE APPROX 24" x 44"



From P & B Textiles (the floral/prints are 108"






Fom Riley Blake: Panels and 10"
square packs




Spring Newsletter



Y



Class Pictures of some of the quilts: Storm at Sea (High Tide); Shakespeare in the park; Two Scoops, Prism; Happy Stripes (Striper); San Marcos, English paper piecing bag (one of several options); Exploding Hearts.



Please look on the calendars above for times and dates.

Ongoing Classes & Clubs

Block of the Month First Sat of month 10:30-11:15 FREE Barb Boyer

Join at any time. You get a free fat quarter if you come to class with the previous month's completed block. This year the challenge will be Starry Skies. Challenge #1 is to use at least 25 different fabrics in the quilt – should be easy. Challenge #2 is to choose backgrounds for the blocks that aren't the typical cream/white neutrals that we generally use. Instead, we will mix it up a bit, using both traditional backgrounds for some blocks, and then choosing "colors" in both light and dark fabrics for other blocks.

Hand Embroidery Club 2nd Sat. of the month, 10-noon FREE Kathy Sconce

If you want to learn to hand embroider or just brush up your technique, join us on the second Saturday of the month from 10 to noon. You can work on your own projects or you can join the project we are doing, which is Garden Belles. Each block features a lady in vintage costume, in the garden, or similar outdoor setting. These are old fashioned ladies in dresses, which offer all sorts of stitchery creativity.

Knit Pickers' Club 2nd and 4th Wed of each month, 2-5 Carol Moler

Come join our Knit Pickers' Club. We knit 2 days a month every second and fourth Wednesday, from 2-5. The Club is open to all skill levels and, despite the name, includes crocheters as well. We want to share what we've learned, find new patterns, and simply just sit and knit. We may work on some felting projects, fingerless mittens, mittens, and socks. We can even help you get started—teach you the basics.

Hand Sewing Club every Tuesday afternoon 2-5

This club is open to everyone. Bring your hand sewing (embroidery, binding, knitting, crochet, etc) and sit & stitch.

Third Monday (usually) Open Sews 10-4 \$10

The classroom is now open on the third (usually, check calendar) each month for open sewing. There is a charge for the use of the space, but you will have access to the flannel boards, all the cutting tables, AccuCutter, fabric (of course) and help, if you need it. I chose the 3rd Monday because in January & February, that day is a holiday. If I get enough interest, we can look at having other open sew days.

March Classes

Happy Stripes Quilt at March 11 1-4 \$30 Barb Boyer

Talk about easy; your hardest part might be choosing your fabrics. This quilt uses fat quarters, but because it calls for 2 ½" strips, pkgs of precut strips can be the way to go. For everyone who took the Waterfall Quilt (or any other strip quilt), if you have left over strips, this is the perfect quilt to make. You can make it very scrappy, or choose a more color controlled palette. This is the perfect quilt, and perfect timing, to get that graduation gift made.

National Quilt Day Demos Saturday March 18 TBA

Quilt #3, CHANGE: STEP IN TIME: Fat Quarter Favorite Quilts Sat Mar 25 10:30-4 & Barb Boyer \$35 (or \$120 for all 6 quilts)

The **THIRD quilt is called Step in Time** and it's a version of Jacob's Ladder set in a criss crossing pattern. This is a half square triangle intensive quilt. It calls for 39 fat quarters, no additional background. There is a color "map" for what goes where, but you can make it more scrappy by simply choosing light, medium and dark fabrics, regardless of color to make your version of this quilt. The half square triangles are made 2 at a time, but we do have the die cutter in the correct size, if you want to cut your fabric on the Accucutter. The technique learned for this quilt? Patience – lots of sewing to do.

April Classes

Domestic Machine Quilting Sat April 1 1-4 \$40 Barb Boyer

This is a hands on class. I will provide the practice materials, you will bring your machine. You will need a hopping/darning foot for class. You will also need to be able to drop or cover your feed dogs. If you have a walking foot, you can bring it as well, but it is not necessary for class. In class you will practice various patterns and techniques for machine quilting.

Prism Strip Quilt Sat April 8 1-5 \$35 Jean Korber or Barb Boyer

This is the first of the In the Beginning Prism quilts. The class is intended for those who purchased the strip kits from the Prism collection. If you do not have these precut strips, you are still welcome in class, you will just have to choose fabrics for your strips and have them cut prior to class.

Storm at Sea Sat April 15 10:30-4 \$40 Jean Korber

This quilt used to be intimidating—then a ruler was developed and now it's a breeze! We will work with Deb Tucker's ruler for the construction of the block. We will also talk about various color schemes, one of which includes coloring the blocks to make a heart appear within the design.

San Marco 10:30-4 \$40

This quilt is made from Northcott's collection called Surfaces. While we have a sample quilted for display, we did not piece it – it's a digitally reproduced image of the quilt. We haven't looked at the pattern yet, but we know that it is paper pieced and it is not constructed in the round, although it looks like it. That means ... it isn't as hard as it looks and it is well suited for beginning paper piecers.

Quilt #4, CHANGE: TIC-TAC-TOE: Fat Quarter Favorite Quilts Sat April 29 10:30-4 Jean Korber & Barb Boyer \$35 (or \$120 for all 6 quilts)

The **FOURTH** quilt is called **Tic-Tac-Toe**. We're making our sample from kitty paw fabrics for the background, and then 16 theme related fat quarters in brights. This quilt uses two-at-a-time half square triangles, and modified flying geese constructions for the blocks. Borders are pieced, so the lesson to be learned is how to keep an accurate quarter inch seam allowance in order to get the borders to fit. Don't worry, we'll show you how to "fudge" if something goes wrong.

May Classes

One Block Wonder Saturdays May 6 noon-5 & 20 10:30-4 \$45 Jean Korber

If you haven't tried making a one block wonder quilt from panels, you are missing out on a spectacular quilt. This quilt uses 7 panels; 6 are cut into triangles and the remaining panel is incorporated intact into the quilt. You will learn how to accurately stack your 6 panels, cut them apart into strips, which are then cut into 6 identical triangles. After piecing your half hexagon units, you will design your own quilt. Jean has great tips and suggestions on how to make this quilt, how to incorporate additional fabrics into your quilt, and how to evaluate what panels make the best One Block Wonder quilts.

Shakespeare in the Park Sat May 13 1-5 \$35 Barb Boyer

This quilt is made up of stars and Snail's Trail blocks. The pattern is an old time favorite from the legendary Judy Martin. It is a classic quilt, one of those on the bucket list of "to do" quilts.

Quilt #5, CHANGE: SSEARCHLIGHT: Fat Quarter Favorite Quilts Sat May 27 10:30-4 Jean Korber & Barb Boyer \$35 (or \$120 for all 6 quilts)

The **fifth** quilt is called **Searchlight**. This quilt takes 15 fat quarters plus background. You'll learn the "square in a square" technique plus a unique way to make pieced corner triangles. It's a speedy version that doesn't involve cutting triangles!

CLUBS

HAND EMBROIDERY CLUB FREE!

If you want to learn to hand embroider or just brush up your technique, join us on the second Saturday of the month from 10 to noon. You can work on your own projects or you can join the project we are doing.

Hand Work Club FREE!

Every Tuesday afternoon from 2-5, join us to just sit & hand stitch, crochet, bind, or knit group. Bring what you're working on, sit up at the table in front by the window and work on your projects for a while. You can get advice & suggestions from your fellow quilters and share your experiences about your projects.

Knit Pickers' Club FREE!

This is another get-together class to sit & knit, work on our projects, share information and get some help. We will share techniques, suggest patterns, but mainly we'll sit & knit (or pick).

Block of the Month Club FREE!

First Saturday of the Month, 10:30-11:15. Join at any time. You get a free fat quarter if you come to class with the previous month's completed block.

Toad Toters Club

On full moon days (as noted in the calendar) you will get 20% off all purchases (not otherwise discounted) that you can fit in your bag. You must bring your bag to participate.

Full Moon Days: January 6; February 4 (observed); March 7; April 6; May 5

Discount Policy

We will honor only one discount -- whichever is largest. You can't combine a 10% with a 25% discount to get a 35% discount. On this we can't be bribed.

Color of the Month

January purple; February red; March green; April yellow; May whites

March 2023

Sunday	Monday	Tuesday	Wednesday	Thursday	Friday	Saturday
			1 Long Arm class 10:30	2 Long Arm Rental Day	3	4 BOM 10:30 Pieced Baltimore Beauty quilt 1-4
5 Beginning Quilt 1-4	6 Hand work Club 2-5 Full moon	7	8 Knit Pickers' Club 2-5	9 Long Arm Rental Day	10	11 Embroidery Club 10-noon Happy Stripes 1-5 \$35
12 Beginning Quilt 1-4	13 Hand work Club 2-5	14	15 Long Arm class 10:30	16 Long Arm Rental Day	17	18 National Quilt Day Demos TBA

19	20	21	22	23	24	25
Beginning Quilt 1-4	Open Sew 10-4 \$10	Hand work Club 2-5	Knit Pickers' Club 2-5	Long Arm Rental Day		6 fat quarter quilts: Quilt #3 10:30-4 \$35
26	27	28	29	30	31	
Beginning Quilt 1-4		Hand work Club 2-5	Long Arm class 10:30	Long Arm Rental Day		Color of the month: green

April 2023

Sunday	Monday	Tuesday	Wednesday	Thursday	Friday	Saturday
						1 BOM 10:30 Domestic Machine Quilting \$40 1-4
2 CLOSED	3 Hand work Club 2-5	4	5 Long Arm class 10:30	6 Long Arm Rental Day Full moon	7	8 Embroidery Club 10-noon Prism strip Quilt 1-5 \$35
9 CLOSED	10 Hand work Club 2-5	11	12 Knit Pickers' Club 2- 5	13 Long Arm Rental Day	14	15 Storm at Sea 10:30- 4 \$40

16 CLOSED	17 Open Sew 10-4 \$10	18 Hand work Club 2-5	19 Long Arm class 10:30	20 Long Arm Rental Day	21 San Marco 10:30-4 \$40	22
23 CLOSED	24 Hand work Club 2-5	25 Knit Pickers' Club 2-5	26 Long Arm Rental Day	27	28 6 fat quarter quilts: Quilt #4 10:30-4 \$35	29
30 CLOSED					Color of the month: yellow	

May 2023

Sunday	Monday	Tuesday	Wednesday	Thursday	Friday	Saturday
	1	2	3	4	5	6
		Hand work Club 2-5	Long Arm class 10:30	Long Arm Rental Day	Full moon	BOM 10:30 One Block Wonder noon-5 \$45
7	8	9	10	11	12	13
CLOSED		Hand work Club 2-5	Knit Pickers' Club 2-5	Long Arm Rental Day		Embroidery Club 10-noon Shakespeare in the Park 1-5 \$35
14	15	16	17	18	19	20
CLOSED Mom's Day		Hand work Club 2-5	Long Arm class 10:30	Long Arm Rental Day		One Block Wonder 10:30-4

21	22	23	24	25	26	27
Shop Is now open 1-5!		Hand work Club 2-5	Knit Pickers' Club 2-5	Long Arm Rental Day	6 fat quarter quilts: Quilt #5 10:30-4 \$35	
28	29	30	31			
Shop Is now open 1-5!	Open Sew 10-4 \$10	Hand work Club 2-5	Long Arm class 10:30		Color of the month: whites	



Nolting Quilting Machines



Nolting Longarm Machines

Nolting has 5 main machines, each with different reaches: from 17" to 30" depending on the machine. They are sold with or without a frame, but after I saw & helped set up one of the steel frames this week, I recommend buying the frame. All machines, except for the Standard--the most economical machine-- have a stitch regulator. I recommend a stitch regulator. All machines can be equipped with a computer and there are a couple of different ones to choose from. In addition, you can get an extended table base so that you can use rulers, you can get larger bobbins on some of the models and on the frames you can get hydraulic lifts to raise and lower the tables. In the coming weeks, I will print out more information on each model.

The best entry level machine is the Fun Quilter. It comes in 17", 20" & 23" reach. It comes with the Intellistitch Equalizer stitch regulator, standard speed control, needle up/down, and fixed handles in the front & rear. This machine can also be equipped with a computer.

The Pro Machine has the Intellistitch Turbo stitch regulator, single stitch option, standard speed control, needle up/down and customizable handles in the front & rear. The Pro Machine comes in 20", 24" and 30" reach with 10-12" of inside height. There are easy dials on the front to set stitch length and other options. This machine can also be equipped with a computer.

The NV Machine is the newest in the fleet of Nolting machines. This machine has a touch screen with programmable stitch regulation. You can stitch in 4 different stitch modes plus single stitch and needle up/down. It also has an adjustable brightness LED work light. This machine can also be equipped with a computer.

Normal Shop Hours:
Monday-Saturday 10-6
Sunday 1-5

Closed first Sunday of month (and some holidays)

New Hours for Winter Time (starting Nov 7-May 22)

Monday-Saturday 10-5, closed Sundays unless a class is scheduled. Then we're open 1-5.
Check the schedule.

Join the fun and come feel the difference of quality fabrics.

Happy quilting!

Sincerely, Barbara Boyer
Around the Block
307-433-9555

www.aroundtheblockquilts.com

