



March 10, 2023




A heads up for National Quilting Day on March 18. From 10:30-noon we are going to have a Show & Tell of YOUR quilts! Bring any quilt top or finished quilt that you have made from one of the classes you have taken here. Block of the month, classes, beginning quilting, etc. No time limit on how far back in time you want to go. I won't limit how many quilts you want to bring. If we get overwhelmed, then we'll just figure out how to get all the quilts shown.

Then from 2-3 we will be demonstrating how to make your own portable flannel boards. We will provide the boards; you bring the covering: flannel, batting or flannel backed table cloths. The boards will be 24" X 24". We will also show a variety of other ways to make portable flannel boards.

We are also running two specials all day: First, free use of the AccuCutter. We have a variety of dies, including strip cutters (2 1/2" and 2"), squares, flying geese, half square triangles, a die for cutting the Take 5 Quilt, and more. Bring your scraps and cut your quilts. If you buy new fabric from the store on Saturday AND use the AccuCutter that day, we'll give you 20% off the purchase for that quilt.

The other special is 20% off any panel(s). We have lots to choose from and if you're planning on taking the One Block Wonder Panel class coming up in May, it's a good time to get those 7 panels you will need.

Hope to see you on National Quilt Day and celebrate the art that is Quilting!



## Hidden Hearts

Almost done! Next installment of the pattern  
(includes all prior parts)

[HiddenHearts3](#)

---

Never own a car bigger than you can drive. You know the kind. The ones that can fit a soccer team.

So I'm going through the drive through, and there's a woman in a big black, very wide, very tall suburban of some type trying to fit into one of the parking slots. She's bigger than the slot. Now if she had one of those park it yourself cars, it could have fit into the slot. But then nobody could get out of the car and then nobody could get into the neighboring cars. I've watched those ads on tv for the self parking cars, and seen the self satisfying delighted smirks/smiles on the drivers as they stand outside the car and watch as the car pulls into a skinny space all by itself. What they don't show are the faces of the irritated owners of the cars on either side, when they come out of the restaurant and can't get into their cars because some dumb a.. has parked one inch away from them.

That's when you want to use the line from Fried Green Tomatoes: "Face it ladies. I'm older and have more insurance." So you bang up your car doors while smashing into the brand new auto drive/auto park car as you try to get into your car, because your knees no longer bend at the angles needed to squeeze into your car. Or instead you just call a tow truck and have the offending vehicle towed away. Of course you could always go into the restaurant and ask politely around, who is the idiot who parked next to me out front.

Am I over reacting here? I think not. Maybe. It's gets hard to tell these days what is legitimate anger and what is merely being peeved.

Anyway, where was I....

So she spies a guy pulling out of the slot on the end. Meanwhile, she does see me behind her, so she pulls in as far as she dares to let me go by. I go through the drive through and on the way back around, because you have to circle around to get out, she still hasn't parked yet. By now she's given up on the last slot as well and she's

pulling around...I guess to see if anyone else has pulled out? There are only so many slots.

And ... she drives rights past a bunch of empty slots around the corner. Nobody is in them. She could take up two stalls if she wanted. She could parallel park, but I'm guessing that is not in her skill set. But no, she ignores those spaces and decides to go around again, circling the fast food place, hunting for.... I don't know, a place to park? Like I said, there are plenty of places to park, just not one two feet from the door. More like 6 feet.

Meanwhile, I drive away. I was tempted to go back to watch. I know she didn't give up because otherwise she would have left on the same path I was traveling. That was the most fun I've had in a fast food drive through in a long time.

And while we're on drive throughs, don't you just love the people who are minding their phones. You know the ones: They may not text while they drive, but driving through the drive through doesn't count as driving. So their heads are bent over their phones, oblivious to the line ahead. You just want to honk at them so they'll lift their head and pay attention. It's called fast food, after all. But you're polite and instead you just roll down your window and scream at them, because you know they won't hear you because it's cold and their window is closed. And they're absorbed with their phone.

But all of that isn't what I really wanted to talk about. I was going to go over all the films that are up for the Oscars this year. I've actually seen several of them and liked most of them, although you need some serious anti depressant medication to get you through the Banshees of Inisherin. More than you need for The Whale. And you only need Kleenex for A Man Called Otto and Black Panther: Wakanda Forever. I've seen a couple of the others and the rest I'm waiting for them to pop up for free on my streaming services.

I'll probably watch. I can tape it and fast forward through the parts that aren't interesting. It's kinda like waiting for the printed list to come out, just with more animation.

---

## What's New

---

**Prism kits are here! I have called those on the list for whom I have telephone numbers. I'll email notices to everyone else.**




Prism: From In the Beginning  
We have a couple of extra kits  
available. Patterns are subtle in the  
fabrics.

"!







From Michael Miller



From Windham







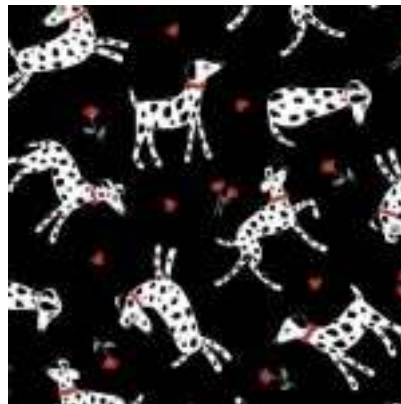







From Northcott








From Michael Miller

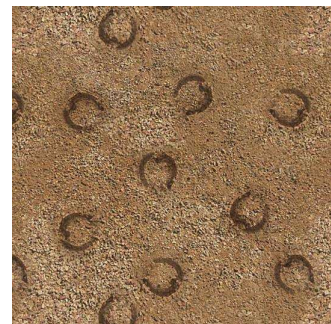





From Anthology & Windham







From Kennard & Kennard






PANEL SIZE APROX 24" x 44"








From P & B Textiles (the floral/prints are 108"






From Riley Blake: Panels and 10" square packs







# Spring Newsletter



Y



Class Pictures of some of the quilts: Storm at Sea (High Tide); Shakespeare in the park; Two Scoops, Prism; Happy Stripes (Striper); San Marcos, English paper piecing bag (one of several options); Exploding Hearts.



Please look on the calendars above for times and dates.



## Ongoing Classes & Clubs

**Block of the Month** First Sat of month 10:30-11:15 FREE Barb Boyer

Join at any time. You get a free fat quarter if you come to class with the previous month's completed block. This year the challenge will be Starry Skies. Challenge #1 is to use at least 25 different fabrics in the quilt – should be easy. Challenge #2 is to choose backgrounds for the blocks that aren't the typical cream/white neutrals that we generally use. Instead, we will mix it up a bit, using both traditional backgrounds for some blocks, and then choosing "colors" in both light and dark fabrics for other blocks.

**Hand Embroidery Club** 2<sup>nd</sup> Sat. of the month, 10-noon FREE Kathy Sconce

If you want to learn to hand embroider or just brush up your technique, join us on the second Saturday of the month from 10 to noon. You can work on your own projects or you can join the project we are doing, which is Garden Belles. Each block features a lady in vintage costume, in the garden, or similar outdoor setting. These are old fashioned ladies in dresses, which offer all sorts of stitchery creativity.

**Knit Pickers' Club** 2<sup>nd</sup> and 4<sup>th</sup> Wed of each month, 2-5 Carol Moler

Come join our Knit Pickers' Club. We knit 2 days a month every second and fourth Wednesday, from 2-5. The Club is open to all skill levels and, despite the name, includes crocheters as well. We want to share what we've learned, find new patterns, and simply just sit and knit. We may work on some felting projects, fingerless mittens, mittens, and socks. We can even help you get started—teach you the basics.

**Hand Sewing Club** every Tuesday afternoon 2-5

This club is open to everyone. Bring your hand sewing (embroidery, binding, knitting, crochet, etc) and sit & stitch.

**Third Monday (usually) Open Sews 10-4 \$10**

The classroom is now open on the third (usually, check calendar) each month for open sewing. There is a charge for the use of the space, but you will have access to the flannel boards, all the cutting tables, AccuCutter, fabric (of course) and help, if you need it. I chose the 3<sup>rd</sup> Monday because in January & February, that day is a holiday. If I get enough interest, we can look at having other open sew days.

## March Classes

**Happy Stripes Quilt at March 11 1-4 \$30 Barb Boyer**

Talk about easy; your hardest part might be choosing your fabrics. This quilt uses fat quarters, but because it calls for 2 ½" strips, pkgs of precut strips can be the way to go. For everyone who took the Waterfall Quilt (or any other strip quilt), if you have left over strips, this is the perfect quilt to make. You can make it very scrappy, or choose a more color controlled palette. This is the perfect quilt, and perfect timing, to get that graduation gift made.

**National Quilt Day Demos Saturday March 18 TBA**

**Quilt #3, CHANGE: STEP IN TIME: Fat Quarter Favorite Quilts Sat Mar 25 10:30-4 & Barb Boyer \$35 (or \$120 for all 6 quilts)**

The **THIRD** quilt is called **Step in Time** and it's a version of Jacob's Ladder set in a criss crossing pattern. This is a half square triangle intensive quilt. It calls for 39 fat quarters, no additional background. There is a color "map" for what goes where, but you can make it more scrappy by simply choosing light, medium and dark fabrics, regardless of color to make your version of this quilt. The half square triangles are made 2 at a time, but we do have the die cutter in the correct size, if you want to cut your fabric on the Accucutter. The technique learned for this quilt? Patience – lots of sewing to do.

## April Classes

**Domestic Machine Quilting Sat April 1 1-4 \$40 Barb Boyer**

This is a hands on class. I will provide the practice materials, you will bring your machine. You will need a hopping/darning foot for class. You will also need to be able to drop or cover your feed dogs. If you have a walking foot, you can bring it as well, but it is not necessary for class. In class you will practice various patterns and techniques for machine quilting.

**Prism Strip Quilt Sat April 8 1-5 \$35 Jean Korber or Barb Boyer**

This is the first of the In the Beginning Prism quilts. The class is intended for those who purchased the strip kits from the Prism collection. If you do not have these precut strips, you are still welcome in class, you will just have to choose fabrics for your strips and have them cut prior to class.

**Storm at Sea Sat April 15 10:30-4 \$40 Jean Korber**

This quilt used to be intimidating—then a ruler was developed and now it's a breeze! We will work with Deb Tucker's ruler for the construction of the block. We will also talk about various color schemes, one of which includes coloring the blocks to make a heart appear within the design.

**San Marco 10:30-4 \$40**

This quilt is made from Northcott's collection called Surfaces. While we have a sample quilted for display, we did not piece it – it's a digitally reproduced image of the quilt. We haven't looked at the pattern yet, but we know that it is paper pieced and it is not constructed in the round, although it looks like it. That means ... it isn't as hard as it looks and it is well suited for beginning paper piecers.

**Quilt #4, CHANGE: TIC-TAC-TOE: Fat Quarter Favorite Quilts Sat April 29 10:30-4 Jean Korber & Barb Boyer \$35 (or \$120 for all 6 quilts)**

The **FOURTH** quilt is called **Tic-Tac-Toe**. We're making our sample from kitty paw fabrics for the background, and then 16 theme related fat quarters in brights. This quilt uses two-at-a-time half square triangles, and modified flying geese constructions for the blocks. Borders are pieced, so the lesson to be learned is how to keep an accurate quarter inch seam allowance in order to get the borders to fit. Don't worry, we'll show you how to "fudge" if something goes wrong.

## May Classes

**One Block Wonder Saturdays May 6 noon-5 & 20 10:30-4 \$45 Jean Korber**

If you haven't tried making a one block wonder quilt from panels, you are missing out on a spectacular quilt. This quilt uses 7 panels; 6 are cut into triangles and the remaining panel is incorporated intact into the quilt. You will learn how to accurately stack your 6 panels, cut them apart into strips, which are then cut into 6 identical triangles. After piecing your half hexagon units, you will design your own quilt. Jean has

great tips and suggestions on how to make this quilt, how to incorporate additional fabrics into your quilt, and how to evaluate what panels make the best One Block Wonder quilts.

**Shakespeare in the Park Sat May 13 1-5 \$35 Barb Boyer**

This quilt is made up of stars and Snail's Trail blocks. The pattern is an old time favorite from the legendary Judy Martin. It is a classic quilt, one of those on the bucket list of "to do" quilts.

**Quilt #5, CHANGE: SSEARCHLIGHT: Fat Quarter Favorite Quilts Sat May27 10:30-4 Jean Korber & Barb Boyer \$35 (or \$120 for all 6 quilts)**

**The fifth quilt is called Searchlight.** This quilt takes 15 fat quarters plus background. You'll learn the "square in a square" technique plus a unique way to make pieced corner triangles. It's a speedy version that doesn't involve cutting triangles!

\*\*\*\*\*

**CLUBS**

**HAND EMBROIDERY CLUBBFREE!**

If you want to learn to hand embroider or just brush up your technique, join us on the second Saturday of the month from 10 to noon. You can work on your own projects or you can join the project we are doing.

\*\*\*\*\*

**Hand Work ClubBFREE!**

Every Tuesday afternoon from 2-5, join us to just sit & hand stitch, crochet, bind, or knit group. Bring what you're working on, sit up at the table in front by the window and work on your projects for a while. You can get advice & suggestions from your fellow quilters and share your experiences about your projects.

\*\*\*\*\*

**Knit Pickers' Club FREE!**

This is another get-together class to sit & knit, work on our projects, share information and get some help. We will share techniques, suggest patterns, but mainly we'll sit & knit (or pick).

\*\*\*\*\*

**Block of the Month Club FREE!**

First Saturday of the Month, 10:30-11:15. Join at any time. You get a free fat quarter if you come to class with the previous month's completed block.

\*\*\*\*\*

**Toad Toters Club**

On full moon days (as noted in the calendar) you will get 20% off all purchases (not otherwise discounted) that you can fit in your bag. You must bring your bag to participate.

Full Moon Days: January 6; February 4 (observed); March 7; April 6; May 5



### Discount Policy

We will honor only one discount -- whichever is largest. You can't combine a 10% with a 25% discount to get a 35% discount. On this we can't be bribed.

### Color of the Month

January purple; February red; March green; April yellow; May whites

## March 2023

Sunday	Monday	Tuesday	Wednesday	Thursday	Friday	Saturday
			1 Long Arm class 10:30	2 Long Arm Rental Day	3	4 BOM 10:30 Pieced Baltimore Beauty quilt 1-4
5 Beginning Quilt 1-4	6 Hand work Club 2-5 Full moon	7	8 Knit Pickers' Club 2-5	9 Long Arm Rental Day	10	11 Embroidery Club 10-noon Happy Stripes 1-5 \$35
12 Beginning Quilt 1-4	13 Hand work Club 2-5	14	15 Long Arm class 10:30	16 Long Arm Rental Day	17	18 National Quilt Day Demos TBA

19	20	21	22	23	24	25
<b>Beginning Quilt 1-4</b>	<b>Open Sew 10-4 \$10</b>	<b>Hand work Club 2-5</b>	<b>Knit Pickers' Club 2-5</b>	<b>Long Arm Rental Day</b>		<b>6 fat quarter quilts: Quilt #3 10:30-4 \$35</b>
26	27	28	29	30	31	
<b>Beginning Quilt 1-4</b>		<b>Hand work Club 2-5</b>	<b>Long Arm class 10:30</b>	<b>Long Arm Rental Day</b>		<b>Color of the month: green</b>

# April 2023

Sunday	Monday	Tuesday	Wednesday	Thursday	Friday	Saturday
						1 BOM 10:30 Domestic Machine Quilting \$40 1-4
2 CLOSED	3 Hand work Club 2-5	4	5 Long Arm class 10:30	6 Long Arm Rental Day Full moon	7	8 Embroidery Club 10-noon Prism strip Quilt 1-5 \$35
9 CLOSED	10 Hand work Club 2-5	11	12 Knit Pickers' Club 2- 5	13 Long Arm Rental Day	14	15 Storm at Sea 10:30- 4 \$40





16 CLOSED	17 <b>Open Sew</b> 10-4 \$10	18 Hand work Club 2-5	19 Long Arm class 10:30	20 Long Arm Rental Day	21 San Marco 10:30-4 \$40	22
23 CLOSED	24 Hand work Club 2-5	25 Knit Pickers' Club 2-5	26 Long Arm Rental Day	27	28 6 fat quarter quilts: Quilt #4 10:30-4 \$35	29
30 CLOSED					Color of the month: yellow	

# May 2023

Sunday	Monday	Tuesday	Wednesday	Thursday	Friday	Saturday
	1	2	3	4	5	6
		Hand work Club 2-5	Long Arm class 10:30	Long Arm Rental Day	Full moon	BOM 10:30 One Block Wonder noon-5 \$45
7	8	9	10	11	12	13
CLOSED		Hand work Club 2-5	Knit Pickers' Club 2-5	Long Arm Rental Day		Embroidery Club 10-noon Shakespeare in the Park 1-5 \$35
14	15	16	17	18	19	20
CLOSED Mom's Day		Hand work Club 2-5	Long Arm class 10:30	Long Arm Rental Day		One Block Wonder 10:30-4

21	22	23	24	25	26	27
Shop Is now open 1-5!		Hand work Club 2-5	Knit Pickers' Club 2-5	Long Arm Rental Day	6 fat quarter quilts: Quilt #5 10:30-4 \$35	
28	29	30	31			
Shop Is now open 1-5!	Open Sew 10-4 \$10	Hand work Club 2-5	Long Arm class 10:30		Color of the month: whites	



## Nolting Quilting Machines





## Nolting Longarm Machines

Nolting has 5 main machines, each with different reaches: from 17" to 30" depending on the machine. They are sold with or without a frame, but after I saw & helped set up one of the steel frames this week, I recommend buying the frame. All machines, except for the Standard--the most economical machine-- have a stitch regulator. I recommend a stitch regulator. All machines can be equipped with a computer and there are a couple of different ones to choose from. In addition, you can get an extended table base so that you can use rulers, you can get larger bobbins on some of the models and on the frames you can get hydraulic lifts to raise and lower the tables. In the coming weeks, I will print out more information on each model.

The best entry level machine is the Fun Quilter. It comes in 17", 20" & 23" reach. It comes with the Intellistitch Equalizer stitch regulator, standard speed control, needle up/down, and fixed handles in the front & rear. This machine can also be equipped with a computer.

The Pro Machine has the Intellistitch Turbo stitch regulator, single stitch option, standard speed control, needle up/down and customizable handles in the front & rear. The Pro Machine comes in 20", 24" and 30" reach with 10-12" of inside height. There are easy dials on the front to set stitch length and other options. This machine can also be equipped with a computer.

The NV Machine is the newest in the fleet of Nolting machines. This machine has a touch screen with programmable stitch regulation. You can stitch in 4 different stitch modes plus single stitch and needle up/down. It also has an adjustable brightness LED work light. This machine can also be equipped with a computer.

---

Normal Shop Hours:  
**Monday-Saturday 10-6**  
**Sunday 1-5**

**Closed first Sunday of month (and some holidays)**

**New Hours for Winter Time (starting Nov 7-May 22)**

**Monday-Saturday 10-5, closed Sundays unless a class is scheduled. Then we're open 1-5.**  
**Check the schedule.**

Join the fun and come feel the difference of quality fabrics.

Happy quilting!

Sincerely, Barbara Boyer  
Around the Block  
307-433-9555

[www.aroundtheblockquilts.com](http://www.aroundtheblockquilts.com)

