



June 16, 2023

And then the volcano erupted.

Do you remember that line? Of course you don't. I remember it because I wrote it and thought it was hilarious. I'm easily amused by my own writing. I'll remind you. I was talking about the stellar mistake of a movie called How it Ends:

"At the cabin Will finds Sam(antha) plus a neighbor, Jeremiah, from Sam's apartment building. Late character development now happening and the plot thickens. Jeremiah is a paranoid conspiracist and tries to kill Will because he's fallen in love with Sam.

"Of course.

"And then the volcano erupts."

Like I said, hilarious. If ever in doubt about what should happen in an epic disaster movie, just blow up a volcano.

I bring this up because, you guessed it, volcanos are blowing up all over the world.

In the Philippines, a Mayan volcano is erupting. I honestly don't know what the Mayans have to do with the volcano in the Philippines, but nevertheless, it's erupting. Oh, my mistake. It's the Mayon volcano. It helps if I put on my reading glasses.

Anyway, on June 13 people starting fleeing the area near the "gently erupting Mayon volcano." That's a quote from the AP story. I'm not sure you should use the words gently and erupting in the same sentence. Especially when you're talking about fleeing people. But I didn't write that.

They've got boulders cracking along the rim of the crater, falling both in and rolling down the sides of the cone. Ash is spewing out. Lava flowing in red rivulets down the gullies on the side of the volcano.

The Mayon volcano is a tourist draw in the Philippines. It is the most active of 24 known volcanoes in the archipelago – translation: Scientists don't know how many volcanoes are in the area. That's comforting. It last erupted in 2018, this time violently rather than gently (I'm getting these words from the AP story) and in 1814 an eruption buried an entire village. I'll assume that one was a violent eruption. In the next few weeks, experts think there may be a hazardous explosion, which on the scale of explosions is a 3 on a 1-5 scale. In case you're wondering, when Yellowstone blows that would be a 8. It's on an entirely different kind of scale.

So while we're on the topic of super volcanoes (Yellowstone), a big one called Campi Flegrei near Naples, Italy, is likely to explode soon. Well, they've been predicting it for the last 7 years, but experts say the volcano has become "more dangerous." Campi Flegrei is the largest super volcano in Europe. Which begs the question: How many super volcanoes are in Europe. Frankly, don't know & don't care. One is enough.

This volcano has a Volcanic Explosivity Index (VEI), yeah that's a thing, of 8, on a scale of 1 to 8, with each succeeding VEI being 10 times greater than the last. We haven't seen a VEI 8 in at least 10,000 years, but we are sitting, basically, right on top of one that happened about 650,000 years ago. Being about 500 miles away is not nearly far enough.

But a VEI 8 means Campi Flegrei has a huge volume of magma deposits waiting to erupt. It's also a super volcano because if the magma can't break through the crust, it tends to build up underneath until the pressure becomes so great that it explodes. If it goes up the ash could cover an area of 3.7 million square kilometers, or insanely bigger than Italy, which is only 294,140 square kilometers. All of Europe is about 4.1 million, so figure Europe will be doused with lots of ash. They are predicting that the volcano is ripe for explosion because it has been rising steadily since 1950 and it appears as though the breakthrough point is eminent. But then again, this volcano has not erupted for 3,000 years.

But Kilauea in Hawaii is at it again. It started spewing lava last week. Kilauea is one of the most active volcanoes on the planet. Temperatures during the eruption were approximately 2,100 degrees. Wind vortexes around the caldera created wind tunnels strong enough to lift some of the lava right up into the air. Scientists videoed this from, what they claimed, a safe spot. You just have to trust they know what they're doing. Like I said early, being 500 miles away from Yellowstone isn't far enough.

Mount Etna in Sicily spewed enough ash to close down the airport for a while a couple of weeks ago. And then we have an underground volcano that hasn't broken through the top of the water yet. Ah, Seamount is in the Wake Islands and it is about to start creating a new island.

Popocatepetl in Mexico has become active again. Nyamulagira in DR Congo is having low level eruptions. Ecuador, Japan, Russia, and Java (among others) all have active volcanoes spewing smoke and ash, mostly at low levels. All in all there are 48 active volcanoes around the world rumbling around. So...

And then the volcano erupted. It was funny in the movie. Let's hope Campi Flegrei doesn't turn into a VEI 8 super volcano. I haven't been to Italy yet.


What's New




From Riley Blake. BIG FOOT is here!




From In the Beginning





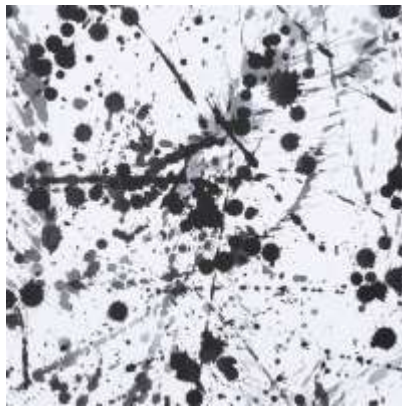
11



From Dear Stella (NOTE The Hedgehogs) & Oasis (the horses)

Plus we got whites in from P & B. I won't put thumbnails in, because they will just look white.





Alexander Henry



From Riley Blake





From Michael Miller
The two florals are overwide, and
the bundle is actually 2 1/2" wide
strips in Fairy Frost--the bundle
just shows the colors better



From Riley Blake



A...And leave in the sun,
But avoid in Rapsodia.
B...Beware words for Buffalo,
What words are? Rapsodia.
C...In for Canada, Canada, Canada,
Rapsodia don't look away from
Wool.
D...For Diet, no side now,
Since Rapsodia made the bow.
E...For Easy—work is as
If you see Rapsodia.
F...For Fun, which they enjoy
Who Rapsodia's all day.
G...For Girls—good ones think
Rapsodia perfect for show-
ing the skin.
H...For Home, where all is bright
If Rapsodia's need bright.
I...For Men—play as—
Never used Rapsodia!
J...For July—your best as
If you see Rapsodia.
K...For Knees; all women know
What Rapsodia from Rapsodia.
L...For Lilies, bright as new,
Made as by Rapsodia, too.
M...For the best of the best,
Rapsodia don't look away from
Wool.
N...For the best of the best,
Rapsodia don't look away from
Wool.
O...For the best of the best,
Rapsodia don't look away from
Wool.
P...For the best of the best,
Rapsodia don't look away from
Wool.
Q...For the best of the best,
Rapsodia don't look away from
Wool.
R...For the best of the best,
Rapsodia don't look away from
Wool.
S...For the best of the best,
Rapsodia don't look away from
Wool.
T...For the best of the best,
Rapsodia don't look away from
Wool.
U...For the best of the best,
Rapsodia don't look away from
Wool.
V...For the best of the best,
Rapsodia don't look away from
Wool.
W...For the best of the best,
Rapsodia don't look away from
Wool.



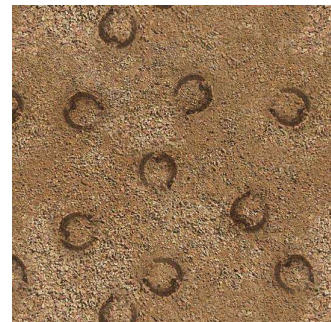


From Windham





From Michael Miller





From Kennard & Kennard



PANEL SIZE APPROX 24" x 44"



Spring Newsletter

Class Pictures of some of the quilts: Storm at Sea (High Tide); Shakespeare in the park; Two Scoops, Prism; Happy Stripes (Striper); San Marcos, English paper piecing bag (one of several options); Exploding Hearts.



Y

Please look on the calendars above for times and dates.

Ongoing Classes & Clubs

Block of the Month First Sat of month 10:30-11:15 FREE Barb Boyer

Join at any time. You get a free fat quarter if you come to class with the previous month's completed block. This year the challenge will be Starry Skies. Challenge #1 is to use at least 25 different fabrics in the quilt – should be easy. Challenge #2 is to choose backgrounds for the blocks that aren't the typical cream/white neutrals that we generally use. Instead, we will mix it up a bit, using both traditional backgrounds for some blocks, and then choosing "colors" in both light and dark fabrics for other blocks.

Hand Embroidery Club 2nd Sat. of the month, 10-noon FREE Kathy Sconce

If you want to learn to hand embroider or just brush up your technique, join us on the second Saturday of the month from 10 to noon. You can work on your own projects or you can join the project we are doing, which is Garden Belles. Each block features a lady in vintage costume, in the garden, or similar outdoor setting. These are old fashioned ladies in dresses, which offer all sorts of stitchery creativity.

Knit Pickers' Club 2nd and 4th Wed of each month, 2-5 Carol Moler

Come join our Knit Pickers= Club. We knit 2 days a month every second and fourth Wednesday, from 2-5. The Club is open to all skill levels and, despite the name, includes crocheters as well. We want to share what we've learned, find new patterns, and simply just sit and knit. We may work on some felting projects, fingerless mittens, mittens, and socks. We can even help you get started—teach you the basics.

Hand Sewing Club every Tuesday afternoon 2-5

This club is open to everyone. Bring your hand sewing (embroidery, binding, knitting, crochet, etc) and sit & stitch.

June Classes

Beginning Quilting 8 weeks \$65 Barb Boyer Starting Sun June 4

This comprehensive 8-week course will introduce to you almost everything you need to know about piecing a quilt top. Along the way you will learn about color, batting, thread, machines and various techniques to give you the skills to make almost any quilt.

Laura Heine collage quilts Sat June 17 10:30-4 Jean Korber \$40

Create your own.....cat? scarecrow, owl, elephant, sloth. Choose any one of Heine's patterns, bring a pile of fun fabrics (flowers, feathers, various designs) and learn how to create your own collage quilt, using fusible fabric pieces. If you can operate a pair of scissors and an iron, you can do this quilt!

Quilt #6, Organized Chaos: Fat Quarter Favorite Quilts Sat June 24 10:30-4 Jean Korber \$35 (or \$120 for all 6 quilts)

The last quilt is called Organized Chaos. You can work with 22 fat quarters or 11 half yard cuts for a little less chaos. Jean has a great way to keep the chaos organized as you put the interlocking looking blocks together.

July Classes

Fun Ways to Use Your Panels: A strategy and Design Class Sat July 1, 1-5 \$35 Barb Boyer

Bring your panel(s) and some graph paper and we will strategize how to design a quilt around your panel. We will work with my EQilt program for help designing extra blocks, choosing settings, and getting the math right.

Machine Binding Sat July 8 1-5 \$40 Jean Korber

This is hands on class. You will need a small project (10" to 40", table runner, small wall nagging, place mat, etc) that is quilted and ready for binding. In class Jean will show you how to cut your binding, press it, and

stitch it down (DO NOT CUT YOUR BINDING IN ADVANCE), how to stitch it down & miter the corners and then how to apply decorative stitches to the edge. In class you will cut your binding, stitch it to your project, miter your corners and then stitch it down by machine on the other side, using decorative stitches.

Elizabeth Hartman Quilts, your choice Sat July 29 10:30-5 Barb Boyer 10:30-4

E.H. Quilts are made using a 45 degree flip & sew method. The trick is in the organization & keeping track where you are in the piecing. These make great kid quilts, wall hangings, ones with all the animals—bed quilts. You can start by making one animal from the quilt, and build out from [there](#).

CLUBS

HAND EMBROIDERY CLUB FREE!

If you want to learn to hand embroider or just brush up your technique, join us on the second Saturday of the month from 10 to noon. You can work on your own projects or you can join the project we are doing.

Hand Work Club FREE!

Every Tuesday afternoon from 2-5, join us to just sit & hand stitch, crochet, bind, or knit group. Bring what you're working on, sit up at the table in front by the window and work on your projects for a while. You can get advice & suggestions from your fellow quilters and share your experiences about your projects.

Knit Pickers' Club FREE!

This is another get-together class to sit & knit, work on our projects, share information and get some help. We will share techniques, suggest patterns, but mainly we'll sit & knit (or pick).

Block of the Month Club FREE!

First Saturday of the Month, 10:30-11:15. Join at any time. You get a free fat quarter if you come to class with the previous month's completed block.

Toad Toters Club

On full moon days (as noted in the calendar) you will get 20% off all purchases (not otherwise discounted) that you can fit in your bag. You must bring your bag to participate.

Full Moon Days: January 6; February 4 (observed); March 7; April 6; May 5; June 4

Discount Policy

We will honor only one discount -- whichever is largest. You can't combine a 10% with a 25% discount to get a 35% discount. On this we can't be bribed.

Color of the Month

January purple; February red; March green; April yellow; May whites, June blue

June 2023						
Sunday	Monday	Tuesday	Wednesday	Thursday	Friday	Saturday
				1	2	3
				Long Arm Rental Day		BOM 10:30 Full moon Make Your Own Grocery Bag 1-4 <u>Free</u> , with fabric purchase
4	5	6	7	8	9	10
Beginning Quilting 1-4 Shop Is now open 1-5!		Hand work Club 2-5	Long Arm class 10:30	Long Arm Rental Day		Embroidery Club 10-noon Shakespeare in the Park 1-5 \$35
11	12	13	14	15	16	17
Beginning Quilting 1-4 Shop Is now open 1-5!		Hand work Club 2-5	Knit Pickers' Club 2-5	Long Arm Rental Day		Laura Heine <u>\$40 10:30-4</u>

18	19	20	21	22	23	24
Beginning Quilting 1-4 Dads' Day Shop Is now open 1-		Hand work Club 2-5	Long Arm class 10:30	Long Arm Rental Day		6 fat quarter quilts: Quilt #6 10:30-4 \$35
25	26	27	28	29	30	
Beginning Quilting 1-4 Shop Is now open 1- 5!		Hand work Club 2-5	Knit Pickers' Club 2-5	Long Arm Rental Day		Color of the month: blue

July 2023

Sunday	Monday	Tuesday	Wednesday	Thursday	Friday	Saturday
						1 BOM 10:30 Fun Ways to use your panels: A strategy & design class 1-5 <u>\$35</u>
2 Beginning Quilting 1-4 Shop Is now open 1- 5!	3 Full moon	4 CLOSED	5 Long Arm class 10:30	6 Long Arm Rental Day	7	8 Embroidery Club 10- noon Machine Binding 1-5 \$40
9 Shop Is now open 1- 5!	10	11 Hand work Club 2-5	12 Knit Pickers' Club 2-5	13 Long Arm Rental Day	14	15
16 Shop Is now open 1- 5!	17	18 Hand work Club 2-5	19	20 Long Arm Rental Day	21	22

23	24	25	26	27	28	29
Shop Is now open 1- 5!		Hand work Club 2-5	Knit Pickers' Club 2-5	Long Arm Rental Day		Elizabeth Hartman Quilts: Your choice 10:30-4
30	31					Color of the month: Christmas
Shop Is now open 1- 5!						



Nolting Quilting Machines



Nolting Longarm Machines

Nolting has 5 main machines, each with different reaches: from 17" to 30" depending on the machine. They are sold with or without a frame, but after I saw & helped set up one of the steel frames this week, I recommend buying the frame. All machines, except for the Standard--the most economical machine-- have a stitch regulator. I recommend a stitch regulator. All machines can be equipped with a computer and there are a couple of different ones to choose from. In addition, you can get an extended table base so that you can use rulers, you can get larger bobbins on some of the models and on the frames you can get hydraulic lifts to raise and lower the tables. In the coming weeks, I will print out more information on each model.

The best entry level machine is the Fun Quilter. It comes in 17", 20" & 23" reach. It comes with the Intellistitch Equalizer stitch regulator, standard speed control, needle up/down, and fixed handles in the front & rear. This machine can also be equipped with a computer.

The Pro Machine has the Intellistitch Turbo stitch regulator, single stitch option, standard speed control, needle up/down and customizable handles in the front & rear. The Pro Machine comes in 20", 24" and 30" reach with 10-12" of inside height. There are easy dials on the front to set stitch length and other options. This machine can also be equipped with a computer.

The NV Machine is the newest in the fleet of Nolting machines. This machine has a touch screen with programmable stitch regulation. You can stitch in 4 different stitch modes plus single stitch and needle up/down. It also has an adjustable brightness LED work light. This machine can also be equipped with a computer.

Normal Shop Hours:
Monday-Saturday 10-6
Sunday 1-5

Closed first Sunday of month (and some holidays)

New Hours for Winter Time (starting Nov 7-May 22)

Monday-Saturday 10-5, closed Sundays unless a class is scheduled. Then we're open 1-5.
Check the schedule.

Join the fun and come feel the difference of quality fabrics.

Happy quilting!

Sincerely, Barbara Boyer
Around the Block
307-433-9555

www.aroundtheblockquilts.com

