



January 20, 2023

“Rebecca Ann Bryan Boone,” I hollered. “Stop that barking and get into the house right now!”

Becca trotted up to the back door and stared at me. “Who are you calling Rebecca Ann Bryan Boone?” she said.

“That’s your name. I name all my dogs after historical western, or close to western, people,” I told her. Becca, for those of you who don’t know, is my very obstinate mini Australian Shepherd. I use that word to describe her because I don’t think she knows what it means. I could be wrong.

“My name is Becca,” she said. “I don’t have aliases.”

“You’re named after Daniel Boone’s wife, and her full name was Rebecca Ann Bryan Boone, although if she had a nickname it might have been Becky and not Becca.”

“And yet another name,” Becca complained. “I’m more like a Madonna or a Cher or an Adele. One name serves me quite well.”

“Agreed,” I said, “but you don’t always listen to it.”

“Oh I hear you,” she smirked, “I just don’t choose to respond. I like being obstinant.”

“Obstinate,” I corrected. “You might know the word, but clearly you can’t spell it.”

Becca chose to ignore that, displaying her obstinacy. “Well, you called, what do you want.”

“I want you to stop barking. What are you barking at anyway? It’s too snowy for joggers on the road, the birds aren’t really back and we don’t have squirrels,” I said.

“I’m barking at the python in the yard,” she said calmly.

“A what....? You can’t be serious. It’s too cold right now for pythons up here. Or any snake for that matter.”

“Well, if I catch one, then I can make the news as a great python wrangler,” she said. “Just like that guy in Florida. Maybe I can just say that I went python hunting with him and filmed the encounter.”

“Seriously? You haven’t been anywhere since getting back from Hawaii, I think, and besides the guy’s wife shot that video.”

Becca’s talking about the 16-foot Burmese python that snake catcher Josh Turner caught in the Everglades (Big Cypress National Reserve) recently. As he put it, “[it]doesn't get much more fun than [that]. It's always an adrenaline rush when you come across a python, especially a very large one like this one,” Turner told *Newsweek*. “They are very powerful and all have their own personality and this particular one was a fighter.”

Turner catches pythons for the South Florida Water Management District. Imagine being the director of the South Florida Water Management District and having to put a snake catcher on the payroll. Who'd of thought that such a person would be necessary personnel. And he's been on the payroll for 4 years.

Turner has been snake hunting since he was a kid. He'd go out with a flashlight and pillow case at night to collect them. He kept them as pets in the garage, as many as 30 at one time. There's a garage joke here, but I won't make it.

So last Thursday he and his wife found a Burmese python slithering around in the bushes at the Reserve. So he caught it With his bare hands. Of course. Why not? It's too big for a pillow case. Even a king sized pillow case.

Pythons are an invasive species in Florida and have become a danger to other indigenous wildlife. So while they are "vulnerable to extinction" in their native lands in Southeast Asia, they are hunted here in Florida and when captured, usually euthanized.

Florida even has a Python Patrol program, where people can be trained to identify pythons, find and sometimes capture them. There is even a 10-day Florida Python Challenge, where people can take the online training and register to compete to win thousands of dollars in prizes in the efforts to capture and remove the pythons from Florida. The contest is open to professionals and novice participants.

"I can be a novice participant," Becca said eagerly. "I've got experience helping Josh out."

"You'd be eaten," I told her. "You're about one mouthful for one of these behemoths. And you were not in Florida helping Mr. Turner."

"Was so." "Was not." "Was so." "Was not."

"You mean, were not."

"Exactly." I got the last word in. That's a first.



Prism Collection from In the Beginning Fabrics

Coming in late February!

Our shop kits (for us to make the quilts, not for sale) should arrive by the end of the month. What this means is you can drop by to see what the fabrics will look like in person!




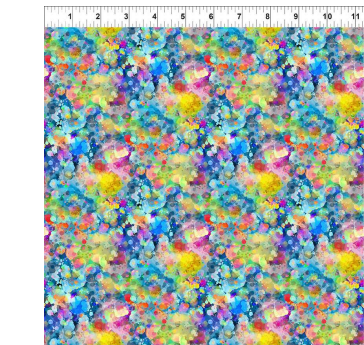


These are the two quilts.




What's New



*A Year of Art
- Spring -*




From In the Beginning

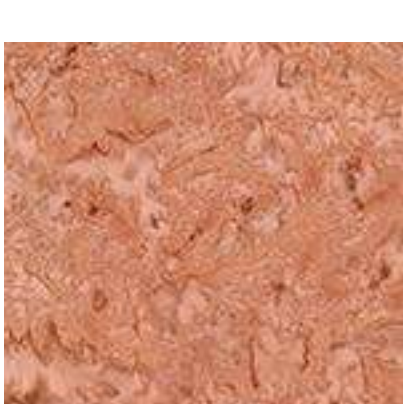






From Windham







Also from Windham/Anthology







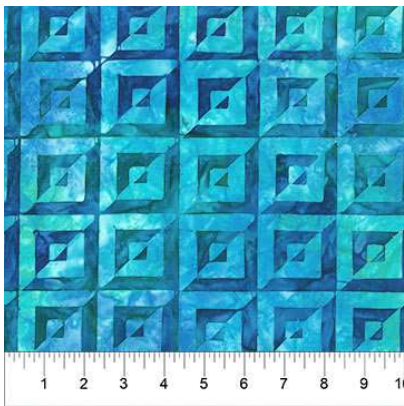



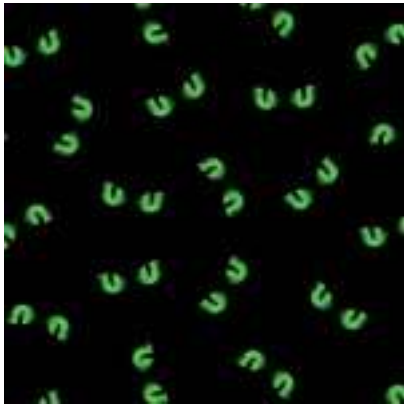
From Cotton + Steel










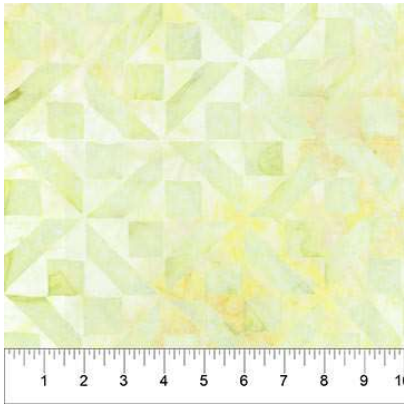
From Michael Miller




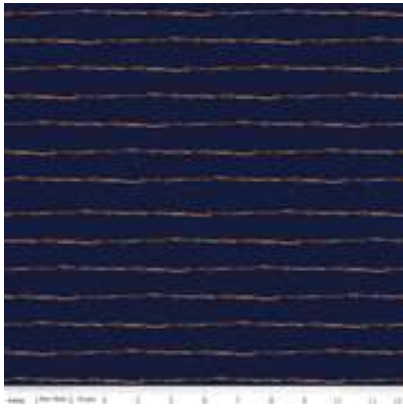


Northcott and Banyon Batiks









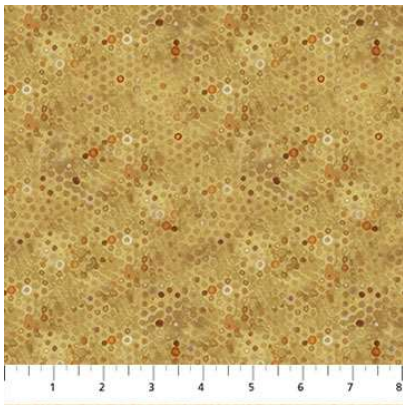

Riley Blake




In the Beginning



Northcott






Art Gallery



Spring Newsletter



Y



Class Pictures of some of the quilts:
Storm at Sea (High Tide); Shakespeare
in the park; Two Scoops, Prism; Happy
Stripes (Striper); San Marcos, English
paper piecing bag (one of several
options); Exploding Hearts.



Please look on the calendars above for times and dates.

Ongoing Classes & Clubs

Block of the Month First Sat of month 10:30-11:15 FREE Barb Boyer
Join at any time. You get a free fat quarter if you come to class with the previous month's completed block. This year the challenge will be Starry Skies. Challenge #1 is to use at least 25 different fabrics in the quilt – should be easy. Challenge #2 is to choose backgrounds for the blocks that aren't the typical cream/white neutrals that we generally use. Instead, we will mix it up a bit, using both traditional backgrounds for some blocks, and then choosing "colors" in both light and dark fabrics for other blocks.

Hand Embroidery Club 2nd Sat. of the month, 10-noon FREE Kathy Sconce
If you want to learn to hand embroider or just brush up your technique, join us on the second Saturday of the month from 10 to noon. You can work on your own projects or you can join the project we are doing, which is Garden Belles. Each block features a lady in vintage costume, in the garden, or similar outdoor setting. These are old fashioned ladies in dresses, which offer all sorts of stitchery creativity.

Knit Pickers' Club 2nd and 4th Wed of each month, 2-5 Carol Moler
Come join our Knit Pickers' Club. We knit 2 days a month every second and fourth Wednesday, from 2-5. The Club is open to all skill levels and, despite the name, includes crocheters as well. We want to share

what we've learned, find new patterns, and simply just sit and knit. We may work on some felting projects, fingerless mittens, mittens, and socks. We can even help you get started—teach you the basics.

Hand Sewing Club every Tuesday afternoon 2-5

This club is open to everyone. Bring your hand sewing (embroidery, binding, knitting, crochet, etc) and sit & stitch.

Third Monday (usually) Open Sews 10-4 \$10

The classroom is now open on the third (usually, check calendar) each month for open sewing. There is a charge for the use of the space, but you will have access to the flannel boards, all the cutting tables, AccuCutter, fabric (of course) and help, if you need it. I chose the 3rd Monday because in January & February, that day is a holiday. If I get enough interest, we can look at having other open sew days.

January classes

Exploding Hearts Saturday January 21, 10:30-4 \$35 Jean Korber

Ready for Valentines and Spring? This advanced beginner quilt will show you a different way to handle half square triangles that's fast and requires little to no squaring up! The quilt is fat quarter friendly and is a large throw size, 72" X 72" – but you can make it larger by adding borders. Check out images on the internet for all sorts of color options.

Quilt #1, How They Shine: Fat Quarter Favorite Quilts Sat Jan. 28 10:30-4 Jean Korber & Barb Boyer \$35 (or \$120 for all 6 quilts)

We are doing 6 quilts from the same book, called Fat Quarter Favorites. This is a book you can only get on line from shopmartingale.com (very last page of the ebooks section) or by buying used from various used sellers. We are offering 6 different quilts, one a month, on the fourth Saturday of each month. You can pick and choose which quilts you want to do at \$35/class or choose to do all 6 for \$120, a bargain. Each class will offer a special skill, ruler or technique. The first quilt, How They Shine, is a deceptively easy block to make, but a tricky block to get lined up properly. We'll show you how. It uses 20 fat quarters plus a background.

February Classes

Beginning Quilting 8 weeks \$65 Barb Boyer Starting Sun February 5

This comprehensive 8-week course will introduce to you almost everything you need to know about piecing a quilt top. Along the way you will learn about color, batting, thread, machines and various techniques to give you the skills to make almost any quilt.

English Paper Piecing Sat February 11, 1-4 \$35 Barb Boyer

We will start with a small project to get you started on the technique. English paper-piecing is a method of piecing by hand. Essentially, you work with paper templates, baste the fabric edges over the template, and then sew the prepared pieces together using a tight whipstitch on the edges. Yes, this is a slow quilting kind of project, but it is perfect for keeping hands busy in the car, in meetings, in doc offices, on planes and all the places you can't haul a sewing machine. And the technique is simple to learn and master.

Two Scoops Sat Feb 18, 10:30-4 \$35 Jean Korber

We love Krista Mosher quilts! This quilt is perfect for summertime, which will be coming soon. It is a perfect baby quilt or it can be made larger into a lap size (or larger, of course). The pattern gives a complicated look without tedious piecing. Two Scoops is constructed of two main blocks, the candy blocks, and the ice cream cone blocks, with side setting units that make construction a breeze with no Y seams. Each block illustrates a different technique using the Creative Grids 60-Degree Diamond Mini Ruler.

Quilt #2, Double Dutch: Fat Quarter Favorite Quilts Sat Feb 25 10:30-4 Jean Korber & Barb Boyer \$35 (or \$120 for all 6 quilts)

The second quilt is called Double Dutch, taught by Jean. For this quilt, you will need the Creative Grid Flying Geese ruler to help you with the flying geese constructions. This quilt uses 16 fat quarters plus a background.

March Classes

Happy Stripes Quilt at March 11 1-4 \$30 Barb Boyer

Talk about easy; your hardest part might be choosing your fabrics. This quilt uses fat quarters, but because it calls for 2 ½" strips, pkgs of precut strips can be the way to go. For everyone who took the Waterfall Quilt (or any other strip quilt), if you have left over strips, this is the perfect quilt to make. You can make it very scrappy, or choose a more color controlled palette. This is the perfect quilt, and perfect timing, to get that graduation gift made.

National Quilt Day Demos Saturday March 18 TBA

Quilt #3, CHANGE: STEP IN TIME: Fat Quarter Favorite Quilts Sat Mar 25 10:30-4 & Barb Boyer \$35 (or \$120 for all 6 quilts)

The **THIRD** quilt is called **Step in Time** and it's a version of Jacob's Ladder set in a criss crossing pattern. This is a half square triangle intensive quilt. It calls for 39 fat quarters, no additional background. There is a color "map" for what goes where, but you can make it more scrappy by simply choosing light, medium and dark fabrics, regardless of color to make your version of this quilt. The half square triangles are made 2 at a time, but we do have the die cutter in the correct size, if you want to cut your fabric on the Accucutter. The technique learned for this quilt? Patience – lots of sewing to do.

April Classes

Domestic Machine Quilting Sat April 1 1-4 \$40 Barb Boyer

This is a hands on class. I will provide the practice materials, you will bring your machine. You will need a hopping/darning foot for class. You will also need to be able to drop or cover your feed dogs. If you have a walking foot, you can bring it as well, but it is not necessary for class. In class you will practice various patterns and techniques for machine quilting.

Prism Strip Quilt Sat April 8 1-5 \$35 Jean Korber or Barb Boyer

This is the first of the In the Beginning Prism quilts. The class is intended for those who purchased the strip kits from the Prism collection. If you do not have these precut strips, you are still welcome in class, you will just have to choose fabrics for your strips and have them cut prior to class.

Storm at Sea Sat April 15 10:30-4 \$40 Jean Korber

This quilt used to be intimidating—then a ruler was developed and now it's a breeze! We will work with Deb Tucker's ruler for the construction of the block. We will also talk about various color schemes, one of which includes coloring the blocks to make a heart appear within the design.

San Marco 10:30-4 \$40

This quilt is made from Northcott's collection called Surfaces. While we have a sample quilted for display, we did not piece it – it's a digitally reproduced image of the quilt. We haven't looked at the pattern yet, but we know that it is paper pieced and it is not constructed in the round, although it looks like it. That means ... it isn't as hard as it looks and it is well suited for beginning paper piecers.

Quilt #4, CHANGE: TIC-TAC-TOE: Fat Quarter Favorite Quilts Sat April 29 10:30-4 Jean Korber & Barb Boyer \$35 (or \$120 for all 6 quilts)

The **FOURTH** quilt is called **Tic-Tac-Toe**. We're making our sample from kitty paw fabrics for the background, and then 16 theme related fat quarters in brights. This quilt uses two-at-a-time half square triangles, and modified flying geese constructions for the blocks. Borders are pieced, so the lesson to be learned is how to keep an accurate quarter inch seam allowance in order to get the borders to fit. Don't worry, we'll show you how to "fudge" if something goes wrong.

May Classes

One Block Wonder Saturdays May 6 noon-5 & 20 10:30-4 \$45 Jean Korber

If you haven't tried making a one block wonder quilt from panels, you are missing out on a spectacular quilt. This quilt uses 7 panels; 6 are cut into triangles and the remaining panel is incorporated intact into the quilt. You will learn how to accurately

stack your 6 panels, cut them apart into strips, which are then cut into 6 identical triangles. After piecing your half hexagon units, you will design your own quilt. Jean has great tips and suggestions on how to make this quilt, how to incorporate additional fabrics into your quilt, and how to evaluate what panels make the best One Block Wonder quilts.

Shakespeare in the Park Sat May 13 1-5 \$35 Barb Boyer

This quilt is made up of stars and Snail's Trail blocks. The pattern is an old time favorite from the legendary Judy Martin. It is a classic quilt, one of those on the bucket list of "to do" quilts.

Quilt #5, CHANGE: SSEARCHLIGHT: Fat Quarter Favorite Quilts Sat May27 10:30-4 Jean Korber & Barb Boyer \$35 (or \$120 for all 6 quilts)

The fifth quilt is called Searchlight. This quilt takes 15 fat quarters plus background. You'll learn the "square in a square" technique plus a unique way to make pieced corner triangles. It's a speedy version that doesn't involve cutting triangles!

CLUBS

HAND EMBROIDERY CLUB FREE!

If you want to learn to hand embroider or just brush up your technique, join us on the second Saturday of the month from 10 to noon. You can work on your own projects or you can join the project we are doing.

Hand Work Club FREE!

Every Tuesday afternoon from 2-5, join us to just sit & hand stitch, crochet, bind, or knit group. Bring what you're working on, sit up at the table in front by the window and work on your projects for a while. You can get advice & suggestions from your fellow quilters and share your experiences about your projects.

Knit Pickers' Club FREE!

This is another get-together class to sit & knit, work on our projects, share information and get some help. We will share techniques, suggest patterns, but mainly we'll sit & knit (or pick).

Block of the Month Club FREE!

First Saturday of the Month, 10:30-11:15. Join at any time. You get a free fat quarter if you come to class with the previous month's completed block.

Toad Toters Club

On full moon days (as noted in the calendar) you will get 20% off all purchases (not otherwise discounted) that you can fit in your bag. You must bring your bag to participate.

Full Moon Days: January 6; February 4 (observed); March 7; April 6; May 5

Discount Policy

We will honor only one discount -- whichever is largest. You can't combine a 10% with a 25% discount to get a 35% discount. On this we can't be bribed.

Color of the Month

January purple; February red; March green; April yellow; May whites

Sunday	Monday	Tuesday	Wednesday	Thursday	Friday	Saturday
Color of the month: red				1 Long Arm Rental Day	2	3 BOM 10:30 Pieced Baltimore Beauty quilt 1-5 Finish your quilt sale: 20% off backings, <u>bindings and battings</u>
4 CLOSED	5	6 Hand work Club 2-4	7 Long Arm class 10:30 Full moon	8 Long Arm Rental Day Hand Applique: Welcome to the North Pole 1-4 Class 3	9	10 Embroidery Club 10-noon Letters to Santa 1-5 <u>\$30</u>

11 CLOSED	12	13 Hand work Club 2-4	14 Knit Pickers' Club 2-4	15 Long Arm Rental Day	16	17 Waterfall 10:30-4 <u>\$35</u>
18 CLOSED	19	20 Hand work Club 2-4	21	22	23	24 Close at 2
25 CLOSED	26 CLOSED	27 Hand work Club 2-4	28 Knit Pickers' Club 2-4	29	30 Year End <u>Toter</u> Sale 40% off	31 Year End Sale 40% Off

January 2023

Sunday	Monday	Tuesday	Wednesday	Thursday	Friday	Saturday
1 CLOSED New Year's Day	2 CLOSED	3 Hand work Club 2-5	4 Long Arm class 10:30	5 Long Arm Rental Day	6 Full moon	7 BOM 10:30 Pieced Baltimore Beauty quilt 1-4
8 CLOSED	9	10 Hand work Club 2-5	11 Knit Pickers' Club 2-5	12 Long Arm Rental Day Hand Applique 1-4	13	14 Embroidery Club 10-noon Machine applied binding 1-4 <u>\$40</u>
15 CLOSED	16 Open Sew 10-4 \$10	17 Hand work Club 2-5	18 Long Arm class 10:30	19 Long Arm Rental Day	20	21 Exploding Hearts 10:30-4 <u>\$35</u>

22	23	24	25	26	27
CLOSED	Hand work Club 2-5	Knit Pickers' Club 2-5	Long Arm Rental Day	6 fat quarter quilts: Quilt #1 10:30-4 \$35	

29	30	31	
CLOSED	Hand work Club 2-5		Color of the month: Purple

February 2023

Sunday	Monday	Tuesday	Wednesday	Thursday	Friday	Saturday
			1	2	3	4
			Long Arm class 10:30	Long Arm Rental Day		BOM 10:30 Full moon ^(observed) Pieced Baltimore Beauty quilt 1-4
5	6	7	8	9	10	11
Beginning Quilt 1-4	Hand work Club 2-5	Knit Pickers' Club 2-5	Long Arm Rental Day			Embroidery Club 10-noon English Paper Piecing 1-4 \$35
12	13	14	15	16	17	18
Beginning Quilt 1-4	Hand work Club 2-5	Long Arm class 10:30	Long Arm Rental Day			Two Scoops 10:30-4 \$35

19	20	21	22	23	24	25
Beginning Quilt 1-4	Open Sew 10-4 \$10	Hand work Club 2-5	Knit Pickers/ Club 2- 5	Long Arm Rental Day	6 fat quarter quilts: Quilt #2 10:30-4 \$35	
26	27	28				Color of the month: red

March 2023

Sunday	Monday	Tuesday	Wednesday	Thursday	Friday	Saturday
			1 Long Arm class 10:30	2 Long Arm Rental Day	3	4 BOM 10:30 Pieced Baltimore Beauty quilt 1-4
5 Beginning Quilt 1-4	6 Hand work Club 2-5 Full moon	7	8 Knit Pickers' Club 2-5	9 Long Arm Rental Day	10	11 Embroidery Club 10-noon Happy Stripes 1-5 \$35
12 Beginning Quilt 1-4	13 Hand work Club 2-5	14	15 Long Arm class 10:30	16 Long Arm Rental Day	17	18 National Quilt Day Demos TBA

19	20	21	22	23	24	25
Beginning Quilt 1-4	Open Sew 10-4 \$10	Hand work Club 2-5	Knit Pickers' Club 2-5	Long Arm Rental Day		6 fat quarter quilts: Quilt #3 10:30-4 \$35
26	27	28	29	30	31	
Beginning Quilt 1-4		Hand work Club 2-5	Long Arm class 10:30	Long Arm Rental Day		Color of the month: green

April 2023

Sunday	Monday	Tuesday	Wednesday	Thursday	Friday	Saturday
						1 BOM 10:30 Domestic Machine Quilting \$40 1-4
2 CLOSED	3 Hand work Club 2-5	4	5 Long Arm class 10:30	6 Long Arm Rental Day Full moon	7	8 Embroidery Club 10-noon Prism strip Quilt 1-5 \$35
9 CLOSED	10 Hand work Club 2-5	11	12 Knit Pickers' Club 2- 5	13 Long Arm Rental Day	14	15 Storm at Sea 10:30- 4 \$40

16 CLOSED	17 Open Sew 10-4 \$10	18 Hand work Club 2-5	19 Long Arm class 10:30	20 Long Arm Rental Day	21 San Marco 10:30-4 \$40	22
23 CLOSED	24 Hand work Club 2-5	25 Knit Pickers' Club 2-5	26 Long Arm Rental Day	27	28 6 fat quarter quilts: Quilt #4 10:30-4 \$35	29
30 CLOSED					Color of the month: yellow	

May 2023

Sunday	Monday	Tuesday	Wednesday	Thursday	Friday	Saturday
	1	2	3	4	5	6
		Hand work Club 2-5	Long Arm class 10:30	Long Arm Rental Day	Full moon	BOM 10:30 One Block Wonder noon-5 \$45
7 CLOSED	8	9 Hand work Club 2-5	10 Knit Pickers' Club 2-5	11 Long Arm Rental Day	12	13 Embroidery Club 10-noon Shakespeare in the Park 1-5 \$35
14 CLOSED Mom's Day	15	16 Hand work Club 2-5	17 Long Arm class 10:30	18 Long Arm Rental Day	19	20 One Block Wonder 10:30-4

21	22	23	24	25	26	27
Shop Is now open 1-5!		Hand work Club 2-5	Knit Pickers' Club 2-5	Long Arm Rental Day	6 fat quarter quilts: Quilt #5 10:30-4 \$35	
28	29	30	31			
Shop Is now open 1-5!	Open Sew 10-4 \$10	Hand work Club 2-5	Long Arm class 10:30		Color of the month: whites	

Please look on the calendars above for times and dates.

Ongoing Classes & Clubs

Block of the Month First Sat of month 10:30-11:15 FREE Barb Boyer

Join at any time. You get a free fat quarter if you come to class with the previous month's completed block. This year the challenge will be Where Are You Going and Where Have You Been? Or This is Your Life. The challenge is to find fabrics that represent your life and your interests: travel, gardening, reading, quilting, where you've lived, family, etc. The some of the blocks will also represent your life: Wyoming and Cheyenne blocks, flowers or baskets – I'll do my best to find blocks that represent some of our mutual interest. The other challenge is to make some of the blocks in both 12" and 6" sizes (don't worry, I'll supply the cutting directions).

Hand Embroidery Club 2nd Sat. of the month, 10-noon FREE Kathy Sconce

If you want to learn to hand embroider or just brush up your technique, join us on the second Saturday of the month from 10 to noon. You can work on your own projects or you can join the project we are doing, which is Snow Women. Each block features a snow woman doing every day chores – or deciding to go sledding instead. Each has a funny saying and all blocks have quilt patterns to embroider within.

Knit Pickers' Club 2nd and 4th Wed of each month, 2-5 Carol Moler

We are changing up the Knit Pickers Club. We're going to knit 2 days a month every second and fourth Wednesday, and we'll start earlier in the day at 2 and go to 5. The Club is open to all skill levels. We want to share what we've learned, find new patterns, and simply just sit and knit. We may work on some felting projects, fingerless mittens, mittens, and socks. By summer, we may extend the knitting time into the evening.

Hand Sewing Club every Tuesday afternoon 2-5

This club is open to everyone. Bring your hand sewing (embroidery, binding, knitting, crochet, etc) and sit & stitch.

December Classes

Letters to Santa Sat Dec 10 1-5 \$30 Barb Boyer

Kids put out cookies and carrots for Santa and his reindeer on Christmas Eve. This little pieced “mug rug” has a pocket for Sant’s letter and a space on the side for the cookies, milk and carrots. It’s quick to piece and is a perfect gift for the child in your family. The pattern calls for embroidery as well, but a flair tipped pen works just as well.

Waterfall Sat Dec 17 10:30-4 \$35 Jean Korber

The Waterfall pattern is a cascading colored quilt block, using 7 different fabrics from light to dark made in a half log cabin styled block. You can make the quilt using one color family (pattern is shown in blue) or you can make it in various colors, cascading from light to dark in each color family. I hope to be able to bring in at least one fabric group that uses 7 different colors in one color family. Stay tuned.

CLUBS

HAND EMBROIDERY CLUB FREE!

If you want to learn to hand embroider or just brush up your technique, join us on the second Saturday of the month from 10 to noon. You can work on your own projects or you can join the project we are doing.

Hand Work Club FREE!

Every Tuesday afternoon from 2-5, join us to just sit & hand stitch, crochet, bind, or knit group. Bring what you're working on, sit up at the table in front by the window and work on your projects for a while. You can get advice & suggestions from your fellow quilters and share your experiences about your projects.

Knit Pickers' Club FREE!

This is another get-together class to sit & knit, work on our projects, share information and get some help. We will share techniques, suggest patterns, but mainly we'll sit & knit (or pick). Every 2nd & 4th Wednesdays 2-5.

Block of the Month Club FREE!

First Saturday of the Month, 10:30-11:15. Join at any time. You get a free fat quarter if you come to class with the previous month's completed block.

Toad Toters Club

On full moon days (as noted in the calendar) you will get 20% off all purchases (not otherwise discounted) that you can fit in your bag. You must bring your bag to participate.


Full Moon Days: September 10; October 8; November 8; December 7

Discount Policy

We will honor only one discount -- whichever is largest. You can't combine a 10% with a 25% discount to get a 35% discount. On this we can't be bribed.

Color of the Month

September orange; October green; November flannels; December red



Nolting Quilting Machines



Nolting Longarm Machines

Nolting has 5 main machines, each with different reaches: from 17" to 30" depending on the machine. They are sold with or without a frame, but after I saw & helped set up one of the steel frames this week, I recommend buying the frame. All machines, except for the Standard--the most economical machine-- have a stitch regulator. I recommend a stitch regulator. All machines can be equipped with a computer and there are a couple of different ones to choose from. In addition, you can get an extended table base so that you can use rulers, you can get larger bobbins on some of the models and on the frames you can get hydraulic lifts to raise and lower the tables. In the coming weeks, I will print out more information on each model.

The best entry level machine is the Fun Quilter. It comes in 17", 20" & 23" reach. It comes with the Intellistitch Equalizer stitch regulator, standard speed control, needle up/down, and fixed handles in the front & rear. This machine can also be equipped with a computer.

The Pro Machine has the Intellistitch Turbo stitch regulator, single stitch option, standard speed control, needle up/down and customizable handles in the front & rear. The Pro Machine comes in 20", 24" and 30" reach with 10-12" of inside height. There are easy dials on the front to set stitch length and other options. This machine can also be equipped with a computer.

The NV Machine is the newest in the fleet of Nolting machines. This machine has a touch screen with programmable stitch regulation. You can stitch in 4 different stitch modes plus single stitch and needleup/down. It also has an adjustable brightness LED work light. This machine can also be equipped with a computer.

Normal Shop Hours:
Monday-Saturday 10-6
Sunday 1-5

Closed first Sunday of month (and some holidays)

New Hours for Winter Time (starting Nov 7-May 22)

Monday-Saturday 10-5, closed Sundays unless a class is scheduled. Then we're open 1-5. Check the schedule.

Join the fun and come feel the difference of quality fabrics.

Happy quilting!

Sincerely, Barbara Boyer

Around the Block

307-433-9555

www.aroundtheblockquilts.com

