


February 17, 2023



### Hidden Hearts

The "spring" quilt along project kicks off today with the theme hidden hearts. This will not be a mystery -- you can see the finished quilt ahead of time. But I will break down the sections individually and give you the patterns over the course of the next few weeks. We start off with the heart block. I'll have the next pattern next week. I promise.

[Hidden Hearts Part 2](#)

---

“You’re not serious!” Becca was beside herself, rolling on the floor, tongue hanging out, laughing as only a dog can laugh. Becca, for those of you who don’t know, is my generally well informed mini Australian Shepherd. She keeps up on the news. Usually.

“Yup. Some people believe that those balloon type objects that have been seen and shot down are aliens. Reporters have seriously questioned both the White House press secretary, other officials and congress people about the balloons being extraterrestrial. And the answers typically are, we're not ruling anything out.”

“Amazing. Haven’t they learned anything from Star Trek, Star Wars and Independence Day,” Becca said. “How could an alien travel to Earth in a balloon and then be dumb enough to decide that the wisest course of action is to float over the U.S. for a while.”

“I know. It defies all logic but you can’t cure stupid.”

“I mean everyone knows aliens are already here,” she went on. “For example, John Tesh is an alien. And if you listen to his music, you’ll be an alien, too. In order to de-alien yourself, you have to listen to his music backward.”

“Becca, that is not true. The listening backward to music is a thing that got popular during the time of the Beatles.”

And actually, even Thomas Edison in 1878 figured out that you could listen to recorded stuff both forward and backward. He said at the time, “The song is still melodious in many cases, and some of the strains are sweet and novel, but altogether different from the song reproduced in the right way.”

The effect is called backmasking and John Lennon stumbled onto it when he listened to Rain (from Rubber Soul) one night when he was stoned. His story, not mine. So they put a backmastered line in Rain on a single released in 1966.

Then during 1969 when rumors began to fly that Paul was dead, the Beatles embraced the rumor and put out a story that Paul had been replaced by a look a like and that clues to his death could be found in the lyrics and album art on the Yellow Submarine album. And then later in 1969, a caller to a Detroit radio station claimed that you could hear the phrase “turn me on dead man,” and other phrases, when you played the White Album backwards.

“So what you’re saying,” Becca said, “is that you can undue the alien effect when you listen to John Tesh backwards.”

Sigh. “Yup, that’s what I’m saying. And regarding those balloon objects, did you know that a German balloon floated over Omaha during WWII and dropped a bomb that landed on a church in the Dundee area, about 5-10 blocks west of my family’s house?” I asked Becca.

“Where is Omaha?” she asked. Becca’s a little challenged when it comes to geography, although that doesn’t explain her recent trips to New York and Hawaii. Or maybe it does. It’s kinda like the guy who flew to Sidney, Montana, from New York, thinking he was taking his dream trip to Sydney, Australia. There are so many clues that he missed, the least of which is the spelling issue, the cost issue, the flight time issue. Anyway.....

“You’ve been to Omaha,” I told Becca. “It’s where my brother lives and where I grew up. Don’t you remember the long drive?”

“So what does that have to do with Chinese spy balloons?”

Sigh. “I was just pointing out that sometimes strange things fly..... Never mind. You’re right, Becca. Aliens are amongst us.”

“But they’re not flying around in balloons,” she said. “They’ve got better things to do and own more technologically advanced aircraft.”

And she’s right about that. For sure.

---


# What's New





---

Batting is here! We have 100% bamboo, 80/20, wool, and 100% cotton.



From Anthology & Windham





From Michael Miller--these are  
all polka dots





From Kennard & Kennard








PANEL SIZE APPROX 24" x 44"



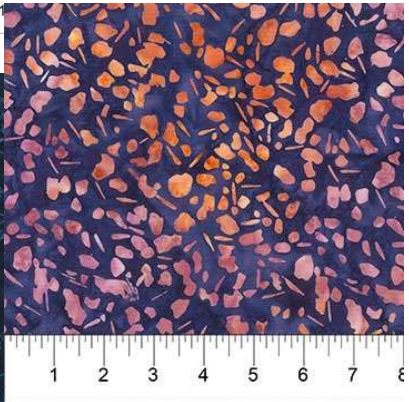


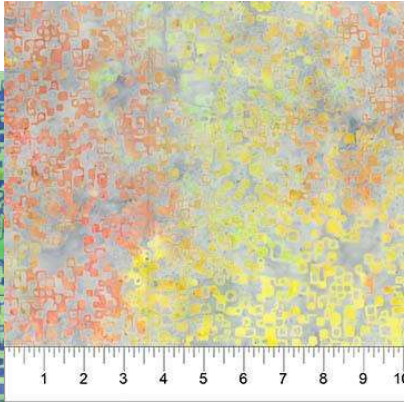
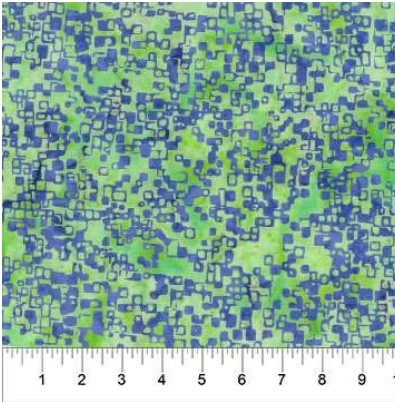

From P & B Textiles (the floral/prints are 108"



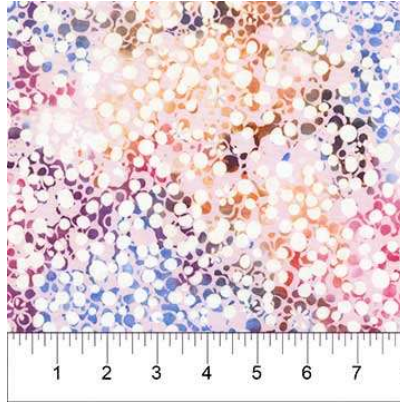






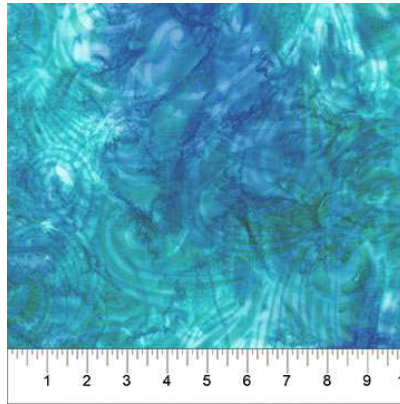

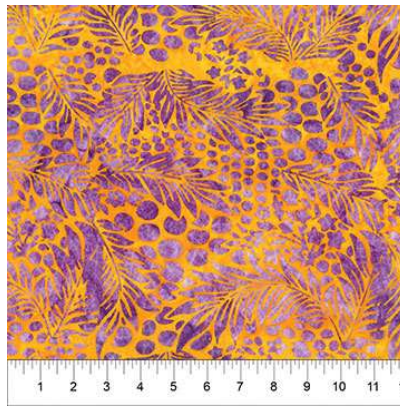
Batiks from Northcott/Banyon








From Northcott











Fom Riley Blake: Panels and 10" square packs





From P & B







---

---






From AGF





# Spring Newsletter



Y

Class Pictures of some of the quilts: Storm at Sea (High Tide); Shakespeare in the park; Two Scoops, Prism; Happy Stripes (Striper); San Marcos, English paper piecing bag (one of several options); Exploding Hearts.



Please look on the calendars above for times and dates.

Ongoing Classes & Clubs



**Block of the Month** First Sat of month 10:30-11:15 FREE Barb Boyer

Join at any time. You get a free fat quarter if you come to class with the previous month's completed block. This year the challenge will be Starry Skies. Challenge #1 is to use at least 25 different fabrics in the quilt – should be easy. Challenge #2 is to choose backgrounds for the blocks that aren't the typical cream/white neutrals that we generally use. Instead, we will mix it up a bit, using both traditional backgrounds for some blocks, and then choosing "colors" in both light and dark fabrics for other blocks.

**Hand Embroidery Club** 2<sup>nd</sup> Sat. of the month, 10-noon FREE Kathy Sconce

If you want to learn to hand embroider or just brush up your technique, join us on the second Saturday of the month from 10 to noon. You can work on your own projects or you can join the project we are doing, which is Garden Belles. Each block features a lady in vintage costume, in the garden, or similar outdoor setting. These are old fashioned ladies in dresses, which offer all sorts of stitchery creativity.

**Knit Pickers' Club** 2<sup>nd</sup> and 4<sup>th</sup> Wed of each month, 2-5 Carol Moler

Come join our Knit Pickers' Club. We knit 2 days a month every second and fourth Wednesday, from 2-5. The Club is open to all skill levels and, despite the name, includes crocheters as well. We want to share what we've learned, find new patterns, and simply just sit and knit. We may work on some felting projects, fingerless mittens, mittens, and socks. We can even help you get started—teach you the basics.

**Hand Sewing Club** every Tuesday afternoon 2-5

This club is open to everyone. Bring your hand sewing (embroidery, binding, knitting, crochet, etc) and sit & stitch.

**Third Monday (usually) Open Sews 10-4 \$10**

The classroom is now open on the third (usually, check calendar) each month for open sewing. There is a charge for the use of the space, but you will have access to the flannel boards, all the cutting tables, AccuCutter, fabric (of course) and help, if you need it. I chose the 3<sup>rd</sup> Monday because in January & February, that day is a holiday. If I get enough interest, we can look at having other open sew days.

## February Classes

**Beginning Quilting** 8 weeks \$65 Barb Boyer Starting Sun February 5

This comprehensive 8-week course will introduce to you almost everything you need to know about piecing a quilt top. Along the way you will learn about color, batting, thread, machines and various techniques to give you the skills to make almost any quilt.

**Two Scoops Sat Feb 18, 10:30-4 \$35 Jean Korber**

We love Krista Mosher quilts! This quilt is perfect for summertime, which will be coming soon. It is a perfect baby quilt or it can be made larger into a lap size (or larger, of course). The pattern gives a complicated look

without tedious piecing. Two Scoops is constructed of two main blocks, the candy blocks, and the ice cream cone blocks, with side setting units that make construction a breeze with no Y seams. Each block illustrates a different technique using the Creative Grids 60-Degree Diamond Mini Ruler.

**Quilt #2, Double Dutch: Fat Quarter Favorite Quilts Sat Feb 25 10:30-4 Jean Korber & Barb Boyer \$35 (or \$120 for all 6 quilts)**

The second quilt is called Double Dutch, taught by Jean. For this quilt, you will need the Creative Grid Flying Geese ruler to help you with the flying geese constructions. This quilt uses 16 fat quarters plus a background.

## March Classes

**Happy Stripes Quilt at March 11 1-4 \$30 Barb Boyer**

Talk about easy; your hardest part might be choosing your fabrics. This quilt uses fat quarters, but because it calls for 2 ½" strips, pkgs of precut strips can be the way to go. For everyone who took the Waterfall Quilt (or any other strip quilt), if you have left over strips, this is the perfect quilt to make. You can make it very scrappy, or choose a more color controlled palette. This is the perfect quilt, and perfect timing, to get that graduation gift made.

**National Quilt Day Demos Saturday March 18 TBA**

**Quilt #3, CHANGE: STEP IN TIME: Fat Quarter Favorite Quilts Sat Mar 25 10:30-4 & Barb Boyer \$35 (or \$120 for all 6 quilts)**

The **THIRD quilt is called Step in Time** and it's a version of Jacob's Ladder set in a criss crossing pattern. This is a half square triangle intensive quilt. It calls for 39 fat quarters, no additional background. There is a color "map" for what goes where, but you can make it more scrappy by simply choosing light, medium and dark fabrics, regardless of color to make your version of this quilt. The half square triangles are made 2 at a time, but we do have the die cutter in the correct size, if you want to cut your fabric on the Accucutter. The technique learned for this quilt? Patience – lots of sewing to do.

## April Classes

**Domestic Machine Quilting Sat April 1 1-4 \$40 Barb Boyer**

This is a hands on class. I will provide the practice materials, you will bring your machine. You will need a hopping/darning foot for class. You will also need to be able to drop or cover your feed dogs. If you have a walking foot, you can bring it as well, but it is not necessary for class. In class you will practice various patterns and techniques for machine quilting.

**Prism Strip Quilt Sat April 8 1-5 \$35 Jean Korber or Barb Boyer**

This is the first of the In the Beginning Prism quilts. The class is intended for those who purchased the strip kits from the Prism collection. If you do not have these precut strips, you are still welcome in class, you will just have to choose fabrics for your strips and have them cut prior to class.

**Storm at Sea Sat April 15 10:30-4 \$40 Jean Korber**

This quilt used to be intimidating—then a ruler was developed and now it's a breeze! We will work with Deb Tucker's ruler for the construction of the block. We will also talk about various color schemes, one of which includes coloring the blocks to make a heart appear within the design.

**San Marco 10:30-4 \$40**



This quilt is made from Northcott's collection called Surfaces. While we have a sample quilted for display, we did not piece it – it's a digitally reproduced image of the quilt. We haven't looked at the pattern yet, but we know that it is paper pieced and it is not constructed in the round, although it looks like it. That means ... it isn't as hard as it looks and it is well suited for beginning paper piecers.

**Quilt #4, CHANGE: TIC-TAC-TOE: Fat Quarter Favorite Quilts Sat April 29 10:30-4 Jean Korber & Barb Boyer \$35 (or \$120 for all 6 quilts)**

The **FOURTH** quilt is called **Tic-Tac-Toe**. We're making our sample from kitty paw fabrics for the background, and then 16 theme related fat quarters in brights. This quilt uses two-at-a-time half square triangles, and modified flying geese constructions for the blocks. Borders are pieced, so the lesson to be learned is how to keep an accurate quarter inch seam allowance in order to get the borders to fit. Don't worry, we'll show you how to "fudge" if something goes wrong.

## May Classes

**One Block Wonder Saturdays May 6 noon-5 & 20 10:30-4 \$45 Jean Korber**

If you haven't tried making a one block wonder quilt from panels, you are missing out on a spectacular quilt. This quilt uses 7 panels; 6 are cut into triangles and the remaining panel is incorporated intact into the quilt. You will learn how to accurately stack your 6 panels, cut them apart into strips, which are then cut into 6 identical triangles. After piecing your half hexagon units, you will design your own quilt. Jean has great tips and suggestions on how to make this quilt, how to incorporate additional fabrics into your quilt, and how to evaluate what panels make the best One Block Wonder quilts.

**Shakespeare in the Park Sat May 13 1-5 \$35 Barb Boyer**

This quilt is made up of stars and Snail's Trail blocks. The pattern is an old time favorite from the legendary Judy Martin. It is a classic quilt, one of those on the bucket list of "to do" quilts.

**Quilt #5, CHANGE: SSEARCHLIGHT: Fat Quarter Favorite Quilts Sat May 27 10:30-4 Jean Korber & Barb Boyer \$35 (or \$120 for all 6 quilts)**

The **fifth** quilt is called **Searchlight**. This quilt takes 15 fat quarters plus background. You'll learn the "square in a square" technique plus a unique way to make pieced corner triangles. It's a speedy version that doesn't involve cutting triangles!

\*\*\*\*\*

### CLUBS

#### HAND EMBROIDERY CLUBBFREE!

If you want to learn to hand embroider or just brush up your technique, join us on the second Saturday of the month from 10 to noon. You can work on your own projects or you can join the project we are doing.

\*\*\*\*\*

#### Hand Work ClubBFREE!

Every Tuesday afternoon from 2-5, join us to just sit & hand stitch, crochet, bind, or knit group. Bring what you're working on, sit up at the table in front by the window and work on your projects for a while. You can get advice & suggestions from your fellow quilters and share your experiences about your projects.

\*\*\*\*\*

### **Knit Pickers' Club FREE!**

This is another get-together class to sit & knit, work on our projects, share information and get some help. We will share techniques, suggest patterns, but mainly we'll sit & knit (or pick).

\*\*\*\*\*

### **Block of the Month Club FREE!**

First Saturday of the Month, 10:30-11:15. Join at any time. You get a free fat quarter if you come to class with the previous month's completed block.

\*\*\*\*\*

### **Toad Toters Club**

On full moon days (as noted in the calendar) you will get 20% off all purchases (not otherwise discounted) that you can fit in your bag. You must bring your bag to participate.

Full Moon Days: January 6; February 4 (observed); March 7; April 6; May 5

### **Discount Policy**

We will honor only one discount -- whichever is largest. You can't combine a 10% with a 25% discount to get a 35% discount. On this we can't be bribed.

### **Color of the Month**

**January purple; February red; March green; April yellow; May whites**

# February 2023

Sunday	Monday	Tuesday	Wednesday	Thursday	Friday	Saturday
			1	2	3	4
			Long Arm class 10:30	Long Arm Rental Day		BOM 10:30 Full moon <sup>(observed)</sup> Pieced Baltimore Beauty quilt 1-4
5	6	7	8	9	10	11
Beginning Quilt 1-4	Hand work Club 2-5	Knit Pickers' Club 2- 5	Long Arm Rental Day			Embroidery Club 10-noon English Paper Piecing 1-4 \$35
12	13	14	15	16	17	18
Beginning Quilt 1-4	Hand work Club 2-5	Long Arm class 10:30	Long Arm Rental Day			Two Scoops 10:30-4 \$35



19	20	21	22	23	24	25
Beginning Quilt 1-4	Open Sew 10-4 \$10	Hand work Club 2-5	Knit Pickers/ Club 2- 5	Long Arm Rental Day	6 fat quarter quilts: Quilt #2 10:30-4 \$35	
26	27	28				Color of the month: red

# March 2023

Sunday	Monday	Tuesday	Wednesday	Thursday	Friday	Saturday
			1 Long Arm class 10:30	2 Long Arm Rental Day	3	4 BOM 10:30 Pieced Baltimore Beauty quilt 1-4
5 Beginning Quilt 1-4	6 Hand work Club 2-5 Full moon	7	8 Knit Pickers' Club 2-5	9 Long Arm Rental Day	10	11 Embroidery Club 10-noon Happy Stripes 1-5 \$35
12 Beginning Quilt 1-4	13 Hand work Club 2-5	14	15 Long Arm class 10:30	16 Long Arm Rental Day	17	18 National Quilt Day Demos TBA

19	20	21	22	23	24	25
<b>Beginning Quilt 1-4</b>	<b>Open Sew 10-4 \$10</b>	<b>Hand work Club 2-5</b>	<b>Knit Pickers' Club 2-5</b>	<b>Long Arm Rental Day</b>		<b>6 fat quarter quilts: Quilt #3 10:30-4 \$35</b>
26	27	28	29	30	31	
<b>Beginning Quilt 1-4</b>		<b>Hand work Club 2-5</b>	<b>Long Arm class 10:30</b>	<b>Long Arm Rental Day</b>		<b>Color of the month: green</b>



# April 2023

Sunday	Monday	Tuesday	Wednesday	Thursday	Friday	Saturday
						1 BOM 10:30 Domestic Machine Quilting \$40 1-4
2 CLOSED	3 Hand work Club 2-5	4	5 Long Arm class 10:30	6 Long Arm Rental Day Full moon	7	8 Embroidery Club 10-noon Prism strip Quilt 1-5 \$35
9 CLOSED	10 Hand work Club 2-5	11	12 Knit Pickers' Club 2- 5	13 Long Arm Rental Day	14	15 Storm at Sea 10:30- 4 \$40

16 CLOSED	17 <b>Open Sew 10-4 \$10</b>	18 Hand work Club 2-5	19 Long Arm class 10:30	20 Long Arm Rental Day	21 San Marco 10:30-4 \$40	22
23 CLOSED	24 Hand work Club 2-5	25 Knit Pickers' Club 2-5	26 Long Arm Rental Day	27	28 6 fat quarter quilts: Quilt #4 10:30-4 \$35	29
30 CLOSED					Color of the month: yellow	

# May 2023

Sunday	Monday	Tuesday	Wednesday	Thursday	Friday	Saturday
	1	2	3	4	5	6
		Hand work Club 2-5	Long Arm class 10:30	Long Arm Rental Day	Full moon	BOM 10:30 One Block Wonder noon-5 \$45
7	8	9	10	11	12	13
CLOSED		Hand work Club 2-5	Knit Pickers' Club 2-5	Long Arm Rental Day		Embroidery Club 10-noon Shakespeare in the Park 1-5 \$35
14	15	16	17	18	19	20
CLOSED Mom's Day		Hand work Club 2-5	Long Arm class 10:30	Long Arm Rental Day		One Block Wonder 10:30-4



21	22	23	24	25	26	27
Shop Is now open 1-5!		Hand work Club 2-5	Knit Pickers' Club 2-5	Long Arm Rental Day	6 fat quarter quilts: Quilt #5 10:30-4 \$35	
28	29	30	31			
Shop Is now open 1-5!	Open Sew 10-4 \$10	Hand work Club 2-5	Long Arm class 10:30		Color of the month: whites	

Please look on the calendars above for times and dates.

#### Ongoing Classes & Clubs

**Block of the Month** First Sat of month 10:30-11:15 FREE Barb Boyer

Join at any time. You get a free fat quarter if you come to class with the previous month's completed block. This year the challenge will be Where Are You Going and Where Have You Been? Or This is Your Life. The challenge is to find fabrics that represent your life and your interests: travel, gardening, reading, quilting, where you've lived, family, etc. The some of the blocks will also represent your life: Wyoming and Cheyenne blocks, flowers or baskets – I'll do my best to find blocks that represent some of our mutual interest. The other challenge is to make some of the blocks in both 12" and 6" sizes (don't worry, I'll supply the cutting directions).

**Hand Embroidery Club** 2<sup>nd</sup> Sat. of the month, 10-noon FREE Kathy Sconce

If you want to learn to hand embroider or just brush up your technique, join us on the second Saturday of the month from 10 to noon. You can work on your own projects or you can join the project we are doing, which is Snow Women. Each block features a snow woman doing every day chores – or deciding to go sledding instead. Each has a funny saying and all blocks have quilt patterns to embroider within.

**Knit Pickers' Club** 2<sup>nd</sup> and 4<sup>th</sup> Wed of each month, 2-5 Carol Moler

We are changing up the Knit Pickers Club. We're going to knit 2 days a month every second and fourth Wednesday, and we'll start earlier in the day at 2 and go to 5. The Club is open to all skill levels. We want to share what we've learned, find new patterns, and simply just sit and knit. We may work on some felting projects, fingerless mittens, mittens, and socks. By summer, we may extend the knitting time into the evening.

**Hand Sewing Club** every Tuesday afternoon 2-5

This club is open to everyone. Bring your hand sewing (embroidery, binding, knitting, crochet, etc) and sit & stitch.

## December Classes

**Letters to Santa Sat Dec 10 1-5 \$30 Barb Boyer**

Kids put out cookies and carrots for Santa and his reindeer on Christmas Eve. This little pieced "mug rug" has a pocket for Sant's letter and a space on the side for the cookies, milk and carrots. It's quick to piece and is a perfect gift for the child in your family. The pattern calls for embroidery as well, but a flair tipped pen works just as well.

**Waterfall Sat Dec 17 10:30-4 \$35 Jean Korber**

The Waterfall pattern is a cascading colored quilt block, using 7 different fabrics from light to dark made in a half log cabin styled block. You can make the quilt using one color family (pattern is shown in blue) or you can make it in various colors, cascading from light to dark in each color family. I hope to be able to bring in at least one fabric group that uses 7 different colors in one color family. Stay tuned.

\*\*\*\*\*

### CLUBS

#### HAND EMBROIDERY CLUB FREE!

If you want to learn to hand embroider or just brush up your technique, join us on the second Saturday of the month from 10 to noon. You can work on your own projects or you can join the project we are doing.

\*\*\*\*\*

#### Hand Work Club FREE!

Every Tuesday afternoon from 2-5, join us to just sit & hand stitch, crochet, bind, or knit group. Bring what you're working on, sit up at the table in front by the window and work on your projects for a while. You can get advice & suggestions from your fellow quilters and share your experiences about your projects.

\*\*\*\*\*

#### Knit Pickers' Club FREE!

This is another get-together class to sit & knit, work on our projects, share information and get some help. We will share techniques, suggest patterns, but mainly we'll sit & knit (or pick). Every 2<sup>nd</sup> & 4<sup>th</sup> Wednesdays 2-5.

\*\*\*\*\*

### **Block of the Month Club FREE!**

First Saturday of the Month, 10:30-11:15. Join at any time. You get a free fat quarter if you come to class with the previous month's completed block.

\*\*\*\*\*

### **Toad Toters Club**

On full moon days (as noted in the calendar) you will get 20% off all purchases (not otherwise discounted) that you can fit in your bag. You must bring your bag to participate.

Full Moon Days: September 10; October 8; November 8; December 7

#### **Discount Policy**

We will honor only one discount -- whichever is largest. You can't combine a 10% with a 25% discount to get a 35% discount. On this we can't be bribed.

### **Color of the Month**

September orange; October green; November flannels; December red



## **Nolting Quilting Machines**



## **Nolting Longarm Machines**

Nolting has 5 main machines, each with different reaches: from 17" to 30" depending on the machine. They are sold with or without a frame, but after I saw & helped set up one of the steel frames this week, I recommend buying the frame. All machines, except for the Standard--the most economical machine-- have a stitch regulator. I recommend a stitch regulator. All machines can be equipped with a computer and there are a couple of different ones to choose

from. In addition, you can get an extended table base so that you can use rulers, you can get larger bobbins on some of the models and on the frames you can get hydraulic lifts to raise and lower the tables. In the coming weeks, I will print out more information on each model.

The best entry level machine is the Fun Quilter. It comes in 17", 20" & 23" reach. It comes with the Intellistitch Equalizer stitch regulator, standard speed control, needle up/down, and fixed handles in the front & rear. This machine can also be equipped with a computer.

The Pro Machine has the Intellistitch Turbo stitch regulator, single stitch option, standard speed control, needle up/down and customizable handles in the front & rear. The Pro Machine comes in 20", 24" and 30" reach with 10-12" of inside height. There are easy dials on the front to set stitch length and other options. This machine can also be equipped with a computer.

The NV Machine is the newest in the fleet of Nolting machines. This machine has a touch screen with programmable stitch regulation. You can stitch in 4 different stitch modes plus single stitch and needle up/down. It also has an adjustable brightness LED work light. This machine can also be equipped with a computer.

---

Normal Shop Hours:  
**Monday-Saturday 10-6**  
**Sunday 1-5**

**Closed first Sunday of month (and some holidays)**

**New Hours for Winter Time (starting Nov 7-May 22)**

**Monday-Saturday 10-5, closed Sundays unless a class is scheduled. Then we're open 1-5.**  
**Check the schedule.**

Join the fun and come feel the difference of quality fabrics.

Happy quilting!

Sincerely, Barbara Boyer  
Around the Block  
307-433-9555  
[www.aroundtheblockquilts.com](http://www.aroundtheblockquilts.com)

