



September 2, 2022

As if we don't have enough to worry about these days.

The sun may burp out a giant sunspot. Soon. Or maybe not. You know how scientists are. They are really good at what they do, but they like to hedge their bets, unlike meteorologists, who actually don't predict when meteors land but instead try to predict the weather. And you know how successful that usually is.

Anyway, Sunspot (it even gets a capitalization in the story) AR3089 has developed a delta-class magnetic field and it is pointed at Earth. This means the sunspot is on the side of the sun facing the Earth and it has enough energy built up to release X-class solar flares.

I'm sure you've heard of the X-Men? The sci-fi movies about mutants with supernatural powers? Okay, those guys aren't named after solar flares and instead are probably named after Professor Xavier (watch the movie for more info) and they have an X-factor gene which gives them mutant powers and none of this has anything to do with X-class solar flares.

Anyway, NOAA thinks there is a 5 percent chance that Sunspot AR3089 will release an X-class flare soon. If that happens it may – note the hedge word – trigger a powerful geomagnetic storm in the Earth's atmosphere. They make movies about such stuff. All sorts of bedlam results and either a 21-year-old saves the day or Dwayne Johnson does.

What we're likely to get, though, are disruptions in our communications systems – satellites, phones, streaming, etc. In addition to the damage to satellites, worldwide radio blackouts and global transmission problems, NASA kindly points out that if you are flying near either the North or South Poles you could get small doses of radiation. Nice to know, but if you've already booked your flight...

But what could happen.....we could see the Northern Lights! The largest X-class flare to hit the Earth might have happened in 1859, called the Carrington Event. It resulted in bright aurorae being seen around the world and it even sparked fires in some telegraph stations. This was way before TV. Radio. Cell phones. Satellites. The first transatlantic cable wasn't built until 1858 and it only lasted 3 weeks. Marconi didn't figure out his wireless telegraph machine until after 1895 (read *Thunderstruck* by Erik Larson for more info).

Anyway, the aurora over the Rocky Mountains was bright enough to wake up gold miners who thought it was morning. The light display was seen as far south as the Caribbean. The Baltimore American and Commercial Advertiser reported on Sept 3, 1859:

"Those who happened to be out late on Thursday night had an opportunity of witnessing another magnificent display of the auroral lights. The phenomenon was very similar to the display on Sunday night, though at times the light was, if possible, more brilliant, and the prismatic hues more varied and gorgeous. The light appeared to cover the whole firmament, apparently like a luminous cloud, through which the stars of the larger magnitude indistinctly shone. The light was greater than that of the moon at its full, but had an indescribable softness and delicacy that seemed to envelop everything upon which it rested. Between 12 and 1 o'clock, when the display was at its full brilliancy, the quiet streets of the city resting under this strange light, presented a beautiful as well as singular appearance."

So if the X-class solar flare happens and if it knocks out the tv, we can just go outside and enjoy the show. Set your Aurora Buddy app for notifications.

In other space news, we are headed to the moon on Saturday. Well, kind of.

NASA is launching a huge rocket on Saturday at 12:17 mountain time, beginning the Artemis I mission. Coverage will continue from liftoff through the trans-lunar injection engine firing, which pushes the Orion spacecraft to the moon. We haven't done this since the 1970s. It's not like going to the space station. To get to the moon you need a huge rocket. This one is 322 feet high and weighs 5.5 million pounds and the cargo is the Orion spacecraft, which can house 4 astronauts.

On this mission, no astronauts will be aboard. The Artemis II mission will send astronauts to the moon to orbit, but not land. Landing will be in the next mission, sometime in 2025 or 2026, if everything goes to schedule.

But like all things science....we won't go out on a limb and say any of this is going to happen ... on schedule, at least. But the chances the rocket will blast off on Saturday is at 60%.

That's a better prediction than most rain forecasts by meteorologists.

September Highlights



Tomorrow is dress like a quilter day!

Block of the Month: Reveal time for the setting for the quilt. I still have some secrets that I won't share on Saturday -- but I'll talk about them so you can be prepared. Last blocks will be given out in October and November! Almost done.

First Saturdays of the month is the Finish Your Quilt Sale! Backing, Binding and Batting are 20% off any of the three, BUT you have to bring in your finished quilt top for show & tell to get the sale price. No exceptions. We want to see your quilts!

We have a great Halloween quilt class (it can be done in any fabrics) and we'll have several quilts to get you inspired. And we're putting to use the rulers we demoed this summer: Scrappy Flying Geese and Christmas Curvy Log Cabin wall hanging.







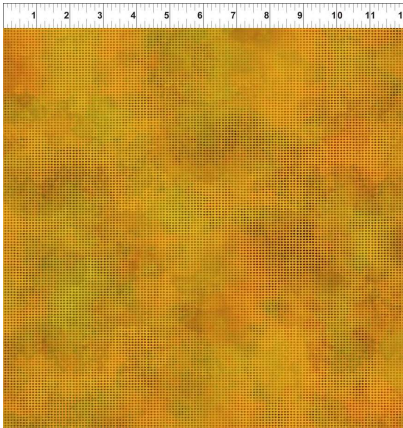

What's New




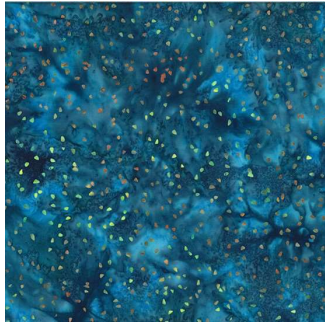
From In the Beginning

NOTE: This collection is called A Year of Autumn, from the Year of Art collection. We have a limited number of kits.




I am not getting the Reflections of Autum collection. I will be getting Halcyon collection soon.





From Northcott




Hoffman





In the Beginning






Henry Glass







Wilmington





Northcott: Soar






From Studio E







Also have the Elk and Deer panel on the bolt.



From Timeless Treasures



Sunday	Monday	Tuesday	Wednesday	Thursday	Friday	Saturday
				1 Long Arm Rental Day	2	3 BOM 10:30 Elk Country 1-5 \$30 Finish your quilt sale: 20% off backings, <u>bindings</u> and battings
4 CLOSED	5 Labor Day	6 Hand work Club 2-4	7 Long Arm class 10:30	8 Long Arm Rental Day	9	10 Embroidery Club 10- noon Full moon Scrappy Flying Geese

11 Beginning Quilting 1-4	12	13 Hand work Club 2-4	14 Knit Pickers' Club 2-4	15 Long Arm Rental Day	16	17 Curvy Log Cabin Christmas Tree 10:30-4 \$35
18 Beginning Quilting 1-4	19	20 Hand work Club 2-4	21 Long Arm class 10:30	22 Long Arm Rental Day	23	24 Time for Halloween quilt 10:30-4 <u>\$30</u>
25 Beginning Quilting 1-4	26	27 Hand work Club 2-4	28 Knit Pickers' Club 2-4	29 Long Arm Rental Day	30	Color of the month: orange

October 2022						
Sunday	Monday	Tuesday	Wednesday	Thursday	Friday	Saturday
						1 BOM 10:30 Pieced Baltimore Beauty quilt 1-5 \$40 Finish your quilt sale: 20% off backings, <u>bindings</u> and <u>battings</u>
2 Beginning Quilting 1-4	3	4 Hand work Club 2-4	5 Long Arm class 10:30	6 Long Arm Rental Day	7	8 Embroidery Club 10-noon Full moon (observed) Drunkard's Path quilt 1-5 \$30

9 Beginning Quilting 1-4	10	11 Hand work Club 2-4	12 Knit Pickers' Club 2-4	13 Long Arm Rental Day Hand Applique: Welcome to the North Pole 1-4	14	15 Curvy Log Cabin 10:30-4 \$35
16 Beginning Quilting 1-4	17	18 Hand work Club 2-4	19 Long Arm class 10:30	20 Long Arm Rental Day Hand Quilting 1-4 Part 1	21	22 Kaleidoscope Quilt 10:30-4 <u>\$35</u>
23 Beginning Quilting 1-4	24	25 Hand work Club 2-4	26 Knit Pickers' Club 2-4	27 Long Arm Rental Day	28	29 Ribbon Candy 10:30-4 \$30
30 Beginning Quilting 1-4	31 Halloween	Color of the month: green				

Sunday	Monday	Tuesday	Wednesday	Thursday	Friday	Saturday
		1 Hand work Club 2-4	2 Long Arm class 10:30	3 Long Arm Rental Day Hand Quilting 1-4 Part 2	4	5 BOM 10:30 Pieced Baltimore Beauty quilt 1-5 Finish your quilt sale: 20% off backings, bindings and battings
6 CLOSED	7	8 Hand work Club 2-4 Full moon Veteran's Day	9 Knit Pickers' Club 2-4	10 Long Arm Rental Day Hand Applique: Welcome to the North Pole 1-4	11	12 Embroidery Club 10-noon Triangle Frenzy 1-5 \$25

13 CLOSED	14	15 Hand work Club 2-4	16 Long Arm class 10:30	17 Long Arm Rental Day	18	19 Krista Moser Tree Skirt 10:30-4 \$35
20 CLOSED	21	22 Hand work Club 2-4	23 Knit Pickers' Club 2-4	24 CLOSED Thanksgiving	25 Black Friday Sale	26 Shop Small Business Sale TBA
27 CLOSED	28	29 Hand work Club 2-4	30	Color of the month: flannels		

Sunday	Monday	Tuesday	Wednesday	Thursday	Friday	Saturday
Color of the month: red				1 Long Arm Rental Day	2	3 BOM 10:30 Pieced Baltimore Beauty quilt 1-5 Finish your quilt sale: 20% off backings, <u>bindings and battings</u>
4 CLOSED	5	6 Hand work Club 2-4	7 Long Arm class 10:30 Full moon	8 Long Arm Rental Day Hand Applique: Welcome to the North Pole 1-4 Class 3	9	10 Embroidery Club 10-noon Letters to Santa 1-5 <u>\$30</u>

11 CLOSED	12	13 Hand work Club 2-4	14 Knit Pickers' Club 2-4	15 Long Arm Rental Day	16	17 <u>Waterfall 10:30-4 \$35</u>
18 CLOSED	19	20 Hand work Club 2-4	21	22	23	24 Close at 2
25 CLOSED	26 CLOSED	27 Hand work Club 2-4	28 Knit Pickers' Club 2-4	29	30 Year End Toter Sale <u>40% off</u>	31 Year End Sale 40% Off

Please look on the calendars above for times and dates.

Ongoing Classes & Clubs

Block of the Month First Sat of month 10:30-11:15 FREE Barb Boyer

Join at any time. You get a free fat quarter if you come to class with the previous month's completed block. This year the challenge will be Where Are You Going and Where Have You Been? Or This is Your Life. The challenge is to find fabrics that represent your life and your interests: travel, gardening, reading, quilting, where you've lived, family, etc. The some of the blocks will also represent your life: Wyoming and Cheyenne blocks, flowers or baskets – I'll do my best to find blocks that represent some of our mutual

interest. The other challenge is to make some of the blocks in both 12" and 6" sizes (don't worry, I'll supply the cutting directions).

Hand Embroidery Club 2nd Sat. of the month, 10-noon FREE Kathy Sconce

If you want to learn to hand embroider or just brush up your technique, join us on the second Saturday of the month from 10 to noon. You can work on your own projects or you can join the project we are doing, which is Snow Women. Each block features a snow woman doing every day chores – or deciding to go sledding instead. Each has a funny saying and all blocks have quilt patterns to embroider within.

Knit Pickers' Club 2nd and 4th Wed of each month, 2-5 Carol Moler

We are changing up the Knit Pickers Club. We're going to knit 2 days a month every second and fourth Wednesday, and we'll start earlier in the day at 2 and go to 5. The Club is open to all skill levels. We want to share what we've learned, find new patterns, and simply just sit and knit. We may work on some felting projects, fingerless mittens, mittens, and socks. By summer, we may extend the knitting time into the evening.

Hand Sewing Club every Tuesday afternoon 2-5

This club is open to everyone. Bring your hand sewing (embroidery, binding, knitting, crochet, etc) and sit & stitch.

September classes

Beginning Quilting 8 weeks \$65 Barb Boyer Starting Sun Sept 11

This comprehensive 8-week course will introduce to you almost everything you need to know about piecing a quilt top. Along the way you will learn about color, batting, thread, machines and various techniques to give you the skills to make almost any quilt.

Curvy Christmas Tree Sat Sept 17, 10:30-4 \$35 Jean Korber

This quilt uses the Creative Grid curvy Log Cabin ruler. The quilt is made with both curved cabins and regular cabins. Once you get the rhythm of the ruler, your blocks will go together quickly. You'll have a Christmas wall hanging in plenty of time for Christmas!

Elk Country Saturday Sept 3 1-5 \$30 Barb Boyer

This quick quilt uses strip piecing for the blocks plus a panel. It's easy to adapt any panel for this quilt. Or you could just make the original quilt, Bear Crossing, by just making blocks. It works up great in batiks, regular cottons and flannel.

Scrappy Flying Geese Sat Sept. 10 1-5 \$30

We will be using the Creative Grid Flying geese ruler to make geese from scraps. The largest "geese" requires squares cut at 5 1/4" for the geese colors, so choose your scraps accordingly. You can make smaller geese and you can make geese of all different sizes – I'll help you design. The ruler let's you make 4 geese at once and you'll be surprised how many geese you can make in just a couple of hours.

Time for Halloween! Sat Sept 24 10:30-4 \$30 Barb Boyer

This Halloween quilt is from the BQ4 pattern. The line of BQ (Big Quilt) patterns from Maple Island Quilts is a great way to showcase fun fabric. The BG4 pattern lends itself to using panels for the larger rectangles. It's handy to have two panels that you can cut up, plus additional fabrics for the squares. Because the sample is done with directional fabrics, I'll show you how to adapt the pattern.

October Classes

Curvy Log Cabin Sat Oct 15 10:30-4 \$35 Jean Korber

We are using the curvy log cabin ruler for a second class (the first was the Christmas tree). This quilt is a more traditional log cabin (meaning it doesn't form a picture, like a tree) but the curves make it unique.

Hand Applique Thurs Oct 13 & Nov. 10 & Dec 8 1-4 \$40 Sandra Freeburg

This class has two parts: First is the introduction to hand applique. Second, you will next use the skills learned to make the wall hanging, Welcome to the North Pole! The quilt pattern is a fun, whimsical quilt, with houses, stars, even Santa Claus and his reindeer. The fun part is choosing all the great fabrics for the whimsical houses.

Drunkard's Path, Rainbow version Sat Oct 8 1-5 \$30 Barb Boyer

We will be using a special template that allows you to cut not only the Drunkard's Path traditional blocks, but also the "rainbow" block that employs an extra curved piece. The sample in the store is done with 3 different blues (light, medium and dark). The quilt is also stunning made with brights, with one side being predominately black + color, and the "rainbow" arc made from scraps. Sewing curves is the skill to be learned here, and it is easier that you think.

Hand Quilting Thurs Oct 20 & Nov. 3 1-4 \$40 Sandra Freeburg

We are doing the hand quilting class in two parts, just like the Hand Applique class. Part one is to teach the hand quilt stitch. The second class will apply what you've learned to an actual project. You can choose a quilt you've already pieced or you can find a fun panel to practice your hand quilting skills.

Kaleidoscope Quilt Sat Oct 22 10:30-4 \$35 Barb Boyer

This quilt is from In the Beginning fabrics, although most any 10" wide border stripe would work. You cut 8 identical pieces (similar to One Block Wonder and Stack & Whack) using the kaleidoscope ruler. Full sized blocks are used in the center and half blocks for the setting triangles. It looks harder than it is. Only two fabrics are used for this quilt. If you want a kit, please sign up early (as soon as the fabric arrives) as we will have limited supplies.

Pieced Baltimore Beauty Sat Oct 1 (and first Sat in Nov and Dec) 1-5 \$40 Barb Boyer

Most Baltimore Beauty quilts are hand appliqued. This quilt is all pieced, using squares, rectangles and 45 flip sewing. Warning: some of these large blocks have many pieces. We will do two blocks a month and continue the class into the spring as needed. Contact me about how to find the book, as it is out of print. I will also provide cutting diagrams for each block. This quilt requires attention to detail, but it is stunning when it is done.

Ribbon Candy Sat Oct 29 10:30-4 \$30 Jean Korber

This Christmas quilt uses 2 1/2" precut strips and is pieced in such a way that it resembles the ever popular ribbon candy. We will be cutting our own strip sets for this quilt, so if you are interested in our selection of fabrics, be sure to grab a set because the "kits" will be limited. You can also make the quilt from any 2 1/2" strip set.

November Classes

Tree Skirt by Krista Moser Nov 19 10:30-4 \$35 Jean Korber

For the Krista Moser fans, and especially if you already have the ruler, why not make this great tree skirt. The tree skirt can double as a table topper, and the pattern also includes placemats and a table runner. The pattern shows using black, white & grays for the main part of the tree skirt (the trees are done in greens), but you could make it in other "buffalo check" colors, from green & black, red & black, or assorted Christmas prints.

Triangle Frenzy Sat Nov 12 1-5 \$30 Barb Boyer

We've been putting the Triangle Frenzy quilt table runner on the schedule for several years now because it is so popular. It is the perfect table runner and it uses the great 10" wide border stipe fabrics. You need a 12" 60 degree triangle ruler and 1-1 1/2 yards of a border stripe. These table runners are quick to make and are great gift for the holidays.

December Classes

Letters to Santa Sat Dec 10 1-5 \$30 Barb Boyer

Kids put out cookies and carrots for Santa and his reindeer on Christmas Eve. This little pieced "mug rug" has a pocket for Sant's letter and a space on the side for the cookies, milk and carrots. It's quick to piece and is a perfect gift for the child in your family. The pattern calls for embroidery as well, but a flair tipped pen works just as well.

Waterfall Sat Dec 17 10:30-4 \$35 Jean Korber

The Waterfall pattern is a cascading colored quilt block, using 7 different fabrics from light to dark made in a half log cabin styled block. You can make the quilt using one color family (pattern is shown in blue) or you can make it in various colors, cascading from light to dark in each color family. I hope to be able to bring in at least one fabric group that uses 7 different colors in one color family. Stay tuned.

CLUBS

HAND EMBROIDERY CLUB FREE!

If you want to learn to hand embroider or just brush up your technique, join us on the second Saturday of the month from 10 to noon. You can work on your own projects or you can join the project we are doing.

Hand Work Club FREE!

Every Tuesday afternoon from 2-5, join us to just sit & hand stitch, crochet, bind, or knit group. Bring what you're working on, sit up at the table in front by the window and work on your projects for a while. You can get advice & suggestions from your fellow quilters and share your experiences about your projects.

Knit Pickers' Club FREE!

This is another get-together class to sit & knit, work on our projects, share information and get some help. We will share techniques, suggest patterns, but mainly we'll sit & knit (or pick). Every 2nd & 4th Wednesdays 2-5.

Block of the Month Club FREE!

First Saturday of the Month, 10:30-11:15. Join at any time. You get a free fat quarter if you come to class with the previous month's completed block.

Toad Toters Club

On full moon days (as noted in the calendar) you will get 20% off all purchases (not otherwise discounted) that you can fit in your bag. You must bring your bag to participate.


Full Moon Days: September 10; October 8; November 8; December 7

Discount Policy

We will honor only one discount -- whichever is largest. You can't combine a 10% with a 25% discount to get a 35% discount. On this we can't be bribed.

Color of the Month

September orange; October green; November flannels; December red



Nolting Quilting Machines



Nolting Longarm Machines

Nolting has 5 main machines, each with different reaches: from 17" to 30" depending on the machine. They are sold with or without a frame, but after I saw & helped set up one of the steel frames this week, I recommend buying the frame. All machines, except for the Standard--the most economical machine-- have a stitch regulator. I recommend a stitch regulator. All machines can be equipped with a computer and there are a couple of different ones to choose from. In addition, you can get an extended table base so that you can use rulers, you can get larger bobbins on some of the models and on the frames you can get hydraulic lifts to raise and lower the tables. In the coming weeks, I will print out more information on each model.

The best entry level machine is the Fun Quilter. It comes in 17", 20" & 23" reach. It comes with the Intellistitch Equalizer stitch regulator, standard speed control, needle up/down, and fixed handles in the front & rear. This machine can also be equipped with a computer.

The Pro Machine has the Intellistitch Turbo stitch regulator, single stitch option, standard speed control, needle up/down and customizable handles in the front & rear. The Pro Machine comes in 20", 24" and 30" reach with 10-12" of inside height. There are easy dials on the front to set stitch length and other options. This machine can also be equipped with a computer.

The NV Machine is the newest in the fleet of Nolting machines. This machine has a touch screen with programmable stitch regulation. You can stitch in 4 different stitch modes plus single stitch and needleup/down. It also has an adjustable brightness LED work light. This machine can also be equipped with a computer.

Normal Shop Hours:
Monday-Saturday 10-6
Sunday 1-5

Closed first Sunday of month (and some holidays)
New Hours for Winter Time (starting Nov 7-May 22)

Monday-Saturday 10-5, closed Sundays unless a class is scheduled. Then we're open 1-5. Check the schedule.

Join the fun and come feel the difference of quality fabrics.

Happy quilting!

Sincerely, Barbara Boyer
Around the Block
307-433-9555

www.aroundtheblockquilts.com

