



October 14, 2022

Texting with my niece last week (enhanced slightly):

B (me): Spectacular moonrise tonight. I figure I have 20 or 30 harvest moons yet to see. I'm also watching Moonfall, which means the moon could explode at any moment. 'Cause I think that's what the movie is all about.

[Moonfall is a really terrible movie about, well, the moon...and ... spoiler alert, alien technology. I didn't know that when I started watching.]

M: So it could be the last one for all of us. I'm not making any bets.

B: Me either, and I don't trust Elon Musk.

M: Or anybody, really.

...

B: Okay, Moonfall just got a lot strange. There's a guy, there's always a guy, who thinks the moon is hollow and motorized. And no one believes him, of course. Not even NASA.

...

B: Oh, oh. The moon's broken orbit and is headed for Earth. Even NASA didn't miss this.

B: And Donald Sutherland just showed up. He's in a wheelchair talking about coverups.

M: That could mean anything. You never know where it's going to go with him.

B: I need more alcohol for this movie.

M: Anything about the moon crashing would require a lot of booze.

B: The moon really isn't a moon. According to "the guy," it's really a white dwarf star with a shell around it and a motor inside. Something like that.

...

B: And now California is under water. So everyone is headed to Colorado.

M: Naturally. I mean, why not?

B: So now the plan is to nuke the moon.

M: It always comes down to nuking something.

...

B: Okay, new plan. Let's send astronauts up to take a look. Like right now, 'cause we always have spare space shuttles available at a moment's notice.

...

B: And the thing inside the moon has just swallowed up the astronauts.

B: Okay, new plan. Send another team up, via a space shuttle that's in a museum, 'cause of course we don't have any more spares sitting around and the one in the museum will definitely work. And we'll send an EMP device to knock out the aliens, because the alien technology won't think to protect itself against that.

M: Because, of course, that plan worked so well for George Clooney in Ocean's 11.

B: I'm sure it was on NASA's must watch list.

B: And there are no more astronauts left except for the woman who is head of NASA and a disgraced astronaut. And the guy who thinks the moon is motorized. Those three will save the world.

...

B: And now the ocean is flooding the launch pad, but, never fail, the shuttle takes off through a massive wall of water. Didn't know they could do that.

...

B: Okay, they made it to the moon and, yup, not only is it motorized, there are two competing aliens fighting each other for control. All AI. Kinda.

B: And there is now breathable air inside the moon, just in time to save the astronauts who have crashed landed inside.

M: Oh my god they really went all out with the weirdness.

B: And it's not even Donald Sutherland's doing. He hasn't shown back up... yet.

B: Bottom line. Aliens, our ancestors from far far away, built the moon, to save their civilization from the AI technology that they developed which turned on them, killing them all. Almost. Maybe all. Hard to say, 'cause they are our ancestors. And now a war is breaking out inside the moon.

B: With guns, ammo, rockets ... Reminds me of Star Wars.

...

B: Back on Earth, the moon is now close enough to rip off tops of mountains and skim skyscrapers and suck the air out of the atmosphere.

M: It seems like they're too late if it's ripping up mountains.

B: And desperate family members are still trying to reach Colorado. By walking across the mountains.

M: That's my favorite way to get to Colorado.

B: And wonder of wonders, cell phones still work.

...

B: And the astronauts in the moon just fell out of the moon and onto the Earth. I think. I looked down at my knitting about that point and when I looked up they were on Earth. I'm not rewinding.

B: Except for the "the guy" who stayed behind to trigger the EMP device. Apparently it worked. And he's now inside the moon. Kinda. Talking to his mother. Who, last I saw, was still on earth and had dementia.

...


B: Donald Sutherland never showed back up.

M: You never know with him.

...

B: I should really pay more attention to ratings before I watch something.

What's New





From Henry Glass &
















From Michael Miller




From In the Beginning
We now have kits for the Kaleidoscope
quilt. Limited. Very limited. If you
wanted one, don't delay in getting it.














From Henry Glass



From Windham




From Timeless





From In the Beginning

NOTE: This collection is called A Year of Autumn, from the Year of Art collection. We have a limited number of kits.


I am not getting the Reflections of Autumn collection. I will be getting Halcyon collection soon.






Henry Glass



Wilmington





From Timeless Treasures

Sunday	Monday	Tuesday	Wednesday	Thursday	Friday	Saturday
						1 BOM 10:30 Pieced Baltimore Beauty quilt 1-5 \$40 Finish your quilt sale: 20% off backings, <u>bindings</u> and <u>battings</u>
2 Beginning Quilting 1-4	3	4 Hand work Club 2-4	5 Long Arm class 10:30	6 Long Arm Rental Day	7	8 Embroidery Club 10-noon Full moon (observed) Drunkard's Path quilt 1-5 \$30

9 Beginning Quilting 1-4	10	11 Hand work Club 2-4	12 Knit Pickers' Club 2-4	13 Long Arm Rental Day Hand Applique: Welcome to the North Pole 1-4	14	15 Curvy Log Cabin 10:30-4 \$35
16 Beginning Quilting 1-4	17	18 Hand work Club 2-4	19 Long Arm class 10:30	20 Long Arm Rental Day Hand Quilting 1-4 Part 1	21	22 Kaleidoscope Quilt 10:30-4 <u>\$35</u>
23 Beginning Quilting 1-4	24	25 Hand work Club 2-4	26 Knit Pickers' Club 2-4	27 Long Arm Rental Day	28	29 Ribbon Candy 10:30-4 \$30
30 Beginning Quilting 1-4	31 Halloween	Color of the month: green				

Please look on the calendars above for times and dates.

Ongoing Classes & Clubs

Block of the Month First Sat of month 10:30-11:15 FREE Barb Boyer

Join at any time. You get a free fat quarter if you come to class with the previous month's completed block. This year the challenge will be Where Are You Going and Where Have You Been? Or This is Your Life. The challenge is to find fabrics that represent your life and your interests: travel, gardening, reading, quilting, where you've lived, family, etc. The some of the blocks will also represent your life: Wyoming and Cheyenne blocks, flowers or baskets – I'll do my best to find blocks that represent some of our mutual interest. The other challenge is to make some of the blocks in both 12" and 6" sizes (don't worry, I'll supply the cutting directions).

Hand Embroidery Club 2nd Sat. of the month, 10-noon FREE Kathy Sconce

If you want to learn to hand embroider or just brush up your technique, join us on the second Saturday of the month from 10 to noon. You can work on your own projects or you can join the project we are doing, which is Snow Women. Each block features a snow woman doing every day chores – or deciding to go sledding instead. Each has a funny saying and all blocks have quilt patterns to embroider within.

Knit Pickers' Club 2nd and 4th Wed of each month, 2-5 Carol Moler

We are changing up the Knit Pickers Club. We're going to knit 2 days a month every second and fourth Wednesday, and we'll start earlier in the day at 2 and go to 5. The Club is open to all skill levels. We want to share what we've learned, find new patterns, and simply just sit and knit. We may work on some felting projects, fingerless mittens, mittens, and socks. By summer, we may extend the knitting time into the evening.

Hand Sewing Club every Tuesday afternoon 2-5

This club is open to everyone. Bring your hand sewing (embroidery, binding, knitting, crochet, etc) and sit & stitch.

October Classes

Curvy Log Cabin Sat Oct 15 10:30-4 \$35 Jean Korber

We are using the curvy log cabin ruler for a second class (the first was the Christmas tree). This quilt is a more traditional log cabin (meaning it doesn't form a picture, like a tree) but the curves make it unique.

Hand Quilting Thurs Oct 20 & Nov. 3 1-4 \$40 Sandra Freeburg

We are doing the hand quilting class in two parts, just like the Hand Applique class. Part one is to teach the hand quilt stitch. The second class will apply what you've learned to an actual project. You can choose a quilt you've already pieced or you can find a fun panel to practice your hand quilting skills.

Kaleidoscope Quilt Sat Oct 22 10:30-4 \$35 Barb Boyer

This quilt is from In the Beginning fabrics, although most any 10" wide border stripe would work. You cut 8 identical pieces (similar to One Block Wonder and Stack & Whack) using the kaleidoscope ruler. Full sized blocks are used in the center and half blocks for the setting triangles. It looks harder than it is. Only two fabrics are used for this quilt. If you want a kit, please sign up early (as soon as the fabric arrives) as we will have limited supplies.

Pieced Baltimore Beauty Sat Oct 1 (and first Sat in Nov and Dec) 1-5 \$40 Barb Boyer

Most Baltimore Beauty quilts are hand appliqued. This quilt is all pieced, using squares, rectangles and 45 flip sewing. Warning: some of these large blocks have many pieces. We will do two blocks a month and continue the class into the spring as needed. Contact me about how to find the book, as it is out of print. I will also provide cutting diagrams for each block. This quilt requires attention to detail, but it is stunning when it is done.

Ribbon Candy Sat Oct 29 10:30-4 \$30 Jean Korber

This Christmas quilt uses 2 ½" precut strips and is pieced in such a way that it resembles the ever popular ribbon candy. We will be cutting our own strip sets for this quilt, so if you are interested in our selection of fabrics, be sure to grab a set because the "kits" will be limited. You can also make the quilt from any 2 ½" strip set.

November Classes

Tree Skirt by Krista Moser Nov 19 10:30-4 \$35 Jean Korber

For the Krista Moser fans, and especially if you already have the ruler, why not make this great tree skirt. The tree skirt can double as a table topper, and the pattern also includes placemats and a table runner. The pattern shows using black, white & grays for the main part of the tree skirt (the trees are done in greens), but you could make it in other "buffalo check" colors, from green & black, red & black, or assorted Christmas prints.

Triangle Frenzy Sat Nov 12 1-5 \$30 Barb Boyer

We've been putting the Triangle Frenzy quilt table runner on the schedule for several years now because it is so popular. It is the perfect table runner and it uses the great 10" wide border stripe fabrics. You need a 12" 60 degree triangle ruler and 1-1 ½ yards of a border stripe. These table runners are quick to make and are great gifts for the holidays.

December Classes

Letters to Santa Sat Dec 10 1-5 \$30 Barb Boyer

Kids put out cookies and carrots for Santa and his reindeer on Christmas Eve. This little pieced "mug rug" has a pocket for Sant's letter and a space on the side for the cookies, milk and carrots. It's quick to piece and is a perfect gift for the child in your family. The pattern calls for embroidery as well, but a flair tipped pen works just as well.

Waterfall Sat Dec 17 10:30-4 \$35 Jean Korber

The Waterfall pattern is a cascading colored quilt block, using 7 different fabrics from light to dark made in a half log cabin styled block. You can make the quilt using one color family (pattern is shown in blue) or you can make it in various colors, cascading from light to dark in each color family. I hope to be able to bring in at least one fabric group that uses 7 different colors in one color family. Stay tuned.

CLUBS

HAND EMBROIDERY CLUB FREE!

If you want to learn to hand embroider or just brush up your technique, join us on the second Saturday of the month from 10 to noon. You can work on your own projects or you can join the project we are doing.

Hand Work Club FREE!

Every Tuesday afternoon from 2-5, join us to just sit & hand stitch, crochet, bind, or knit group. Bring what you're working on, sit up at the table in front by the window and work on your projects for a while. You can get advice & suggestions from your fellow quilters and share your experiences about your projects.

Knit Pickers' Club FREE!

This is another get-together class to sit & knit, work on our projects, share information and get some help. We will share techniques, suggest patterns, but mainly we'll sit & knit (or pick). Every 2nd & 4th Wednesdays 2-5.

Block of the Month Club FREE!

First Saturday of the Month, 10:30-11:15. Join at any time. You get a free fat quarter if you come to class with the previous month's completed block.

Toad Toters Club

On full moon days (as noted in the calendar) you will get 20% off all purchases (not otherwise discounted) that you can fit in your bag. You must bring your bag to participate.


Full Moon Days: September 10; October 8; November 8; December 7

Discount Policy

We will honor only one discount -- whichever is largest. You can't combine a 10% with a 25% discount to get a 35% discount. On this we can't be bribed.

Color of the Month

September orange; October green; November flannels; December red



Nolting Quilting Machines



Nolting Longarm Machines

Nolting has 5 main machines, each with different reaches: from 17" to 30" depending on the machine. They are sold with or without a frame, but after I saw & helped set up one of the steel frames this week, I recommend buying the frame. All machines, except for the Standard--the most economical machine-- have a stitch regulator. I recommend a stitch regulator. All machines can be equipped with a computer and there are a couple of different ones to choose from. In addition, you can get an extended table base so that you can use rulers, you can get larger bobbins on some of the models and on the frames you can get hydraulic lifts to raise and lower the tables. In the coming weeks, I will print out more information on each model.

The best entry level machine is the Fun Quilter. It comes in 17", 20" & 23" reach. It comes with the Intellistitch Equalizer stitch regulator, standard speed control, needle up/down, and fixed handles in the front & rear. This machine can also be equipped with a computer.

The Pro Machine has the Intellistitch Turbo stitch regulator, single stitch option, standard speed control, needle up/down and customizable handles in the front & rear. The Pro Machine comes in 20", 24" and 30" reach with 10-12" of inside height. There are easy dials on the front to set stitch length and other options. This machine can also be equipped with a computer.

The NV Machine is the newest in the fleet of Nolting machines. This machine has a touch screen with programmable stitch regulation. You can stitch in 4 different stitch modes plus single stitch and needle up/down. It also has an adjustable brightness LED work light. This machine can also be equipped with a computer.

Normal Shop Hours:
Monday-Saturday 10-6
Sunday 1-5

Closed first Sunday of month (and some holidays)

New Hours for Winter Time (starting Nov 7-May 22)

Monday-Saturday 10-5, closed Sundays unless a class is scheduled. Then we're open 1-5. Check the schedule.

Join the fun and come feel the difference of quality fabrics.

Happy quilting!

Sincerely, Barbara Boyer

Around the Block

307-433-9555

www.aroundtheblockquilts.com

