



October 7, 2022

“You’re at it again,” Becca observed.

“What?” I was distracted, trying to follow a knitting pattern and Becca was interrupting my counting.

“Watching Halloween movies. Didn’t you watch them all last year? I mean seriously, there can’t be that many,” she said.

“Even if you watched two Halloween movies a night for the entire month of October, you’d never run out of movies. Besides, you have to watch the good ones each year. Or at least every other year,” I told her.

“Well, I think the Broncos need to watch Halloween movies,” Becca said. “They might learn something.”

“What?” This is often a recurring response to Becca’s seemingly random statements. She’s a dog, after all. She doesn’t always think straight. Becca, for those of you who don’t know, is my very opinionated mini Australian Shepherd. She’s getting a little older these days as evidenced by her white whiskers. But with age does not always come wisdom. But don’t tell her that.

“You know,” Becca said a little irritated. “Halloween movies teach us all sorts of invaluable things. Like never open a cellar that’s been boarded up. There’s a reason you’re not supposed to go in the basement.

“Or when you hide in a closet you will be found, but while you’re waiting make sure to fashion a coat hanger into a weapon.

“Or never buy a home that nobody else wants, especially if it’s dirt cheap.

“Or avoid clowns. And red balloons. Or....”

“Wait a minute. Why is avoiding clowns and red balloons something that the Broncos need to think about. Or making weapons out of coat hangers. That’s not going to help them win games.” References: It and Halloween.

“Couldn’t hurt,” she said sarcastically. “What about never running into a shed with knives and saws and other sharp things hanging from the ceiling?”

“You’ve been watching tv ads again. Again, what does that have to do with teaching the Broncos something?”

“It’s the principle of not doing something stupid,” she said, clearly exasperated I wasn’t getting the point. “You don’t hide in a closet or go into a boarded up cellar, or fall asleep for that matter.” She was referring to the Conjuring and Nightmare on Elm Street, in case you were wondering. “You don’t try to throw a touchdown pass when you’re 5 yards from the goal line, when for the last two hours or so that tactic didn’t work. Why would you think it would work now?”

Interpretation: Instead of kicking a field goal to either get “points on the board” (I just love that phrase, it is so fraught with meaning) during the regular game or tie the game in overtime, you try for a pass that had no hope of succeeding because it hadn’t succeeded all night. Whereas field goals did put “points on the board.”

“I’m going to mail them some Halloween DVDs to watch when they’re watching the films of last night’s game. I’ll provide some pointers in case they get lost. Maybe Jamie Lee Curtis’ tactics will inspire them.” She trotted outside, apparently headed for the dog house she doesn’t use unless she’s ordering things off the internet.

Becca’s right. Maybe not about getting the Broncos to watch Halloween films, but that scary movies do teach us stuff. The characters always do things they shouldn’t. Someone hears a noise and she 1) looks under the bed, 2) looks behind the door, 3) goes down the creepy stairs, 4) puts the phone down and goes outside to take a look, 5) stares at a mesmerizing screen till she gets sucked into a vortex, or 6) hides in the most obvious place in the house, a closet.

October should be called the National Awareness Month for Not Doing Foolish Things. Actually, October already has 24 different “things” that it is the national month to be aware of. Do you like that sentence? It was Becca’s idea. Most of the “awareness” is for various diseases or health awareness causes, like lung cancer, spina bifida, sudden cardiac arrest. Important things to be aware of, for sure, but scary Halloween movies have their own message about staying safe and using common sense.

The Broncos probably need a little bit of that right now.


“So I’m sending them the original Halloween,” Becca said, panting from just running back inside. “Jamie Lee Curtis is a sensible, strong minded young woman who protects two kids, escapes from the bad guy and wins the day.”

“What!? Are you suggesting that the Broncos hire a woman in a coaching position for the team?”

“Couldn’t hurt,” she grinned, and trotted back outside. She could be right, but I’ll never tell her that.

P.S. Harvest moon tomorrow. Should be spectacular. Jupiter and Saturn are also in the night sky. And there are meteors to be seen, if the glow of the moon doesn't drown them out.

What's New





From Henry Glass &


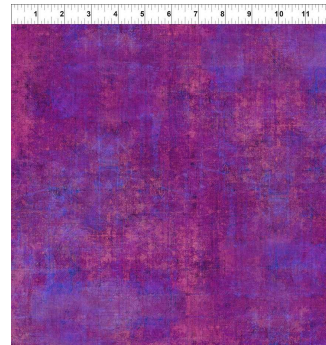











From Michael Miller




From In the Beginning
We now have kits for the
Kaleidoscope quilt. Limited.
Very limited. If you wanted one,
don't delay in getting it.









From Henry Glass



From Windham






From Timeless




From In the Beginning


NOTE: This collection is called A Year of Autumn, from the Year of Art collection. We have a limited number of kits.

I am not getting the Reflections of Autumn collection. I will be getting Halcyon collection soon.







Henry Glass





Wilmington





From Timeless Treasures



October 2022						
Sunday	Monday	Tuesday	Wednesday	Thursday	Friday	Saturday
						1 BOM 10:30 Pieced Baltimore Beauty quilt 1-5 \$40 Finish your quilt sale: 20% off backings, bindings and battings
2 Beginning Quilting 1-4	3	4 Hand work Club 2-4	5 Long Arm class 10:30	6 Long Arm Rental Day	7	8 Embroidery Club 10-noon Full moon (observed) Drunkard's Path quilt 1-5 \$30

9 Beginning Quilting 1-4	10	11 Hand work Club 2-4	12 Knit Pickers' Club 2-4	13 Long Arm Rental Day Hand Applique: Welcome to the North Pole 1-4	14	15 Curvy Log Cabin 10:30-4 \$35
16 Beginning Quilting 1-4	17	18 Hand work Club 2-4	19 Long Arm class 10:30	20 Long Arm Rental Day Hand Quilting 1-4 Part 1	21	22 Kaleidoscope Quilt 10:30-4 \$35
23 Beginning Quilting 1-4	24	25 Hand work Club 2-4	26 Knit Pickers' Club 2-4	27 Long Arm Rental Day	28	29 Ribbon Candy 10:30-4 \$30
30 Beginning Quilting 1-4	31 Halloween	Color of the month: green				

Please look on the calendars above for times and dates.

Ongoing Classes & Clubs

Block of the Month First Sat of month 10:30-11:15 FREE Barb Boyer

Join at any time. You get a free fat quarter if you come to class with the previous month's completed block. This year the challenge will be Where Are You Going and Where Have You Been? Or This is Your Life. The challenge is to find fabrics that represent your life and your interests: travel, gardening, reading, quilting, where you've lived, family, etc. The some of the blocks will also represent your life: Wyoming and Cheyenne blocks, flowers or baskets – I'll do my best to find blocks that represent some of our mutual interest. The other challenge is to make some of the blocks in both 12" and 6" sizes (don't worry, I'll supply the cutting directions).

Hand Embroidery Club 2nd Sat. of the month, 10-noon FREE Kathy Sconce

If you want to learn to hand embroider or just brush up your technique, join us on the second Saturday of the month from 10 to noon. You can work on your own projects or you can join the project we are doing, which is Snow Women. Each block features a snow woman doing every day chores – or deciding to go sledding instead. Each has a funny saying and all blocks have quilt patterns to embroider within.

Knit Pickers' Club 2nd and 4th Wed of each month, 2-5 Carol Moler

We are changing up the Knit Pickers Club. We're going to knit 2 days a month every second and fourth Wednesday, and we'll start earlier in the day at 2 and go to 5. The Club is open to all skill levels. We want to share what we've learned, find new patterns, and simply just sit and knit. We may work on some felting projects, fingerless mittens, mittens, and socks. By summer, we may extend the knitting time into the evening.

Hand Sewing Club every Tuesday afternoon 2-5

This club is open to everyone. Bring your hand sewing (embroidery, binding, knitting, crochet, etc) and sit & stitch.

October Classes

Curvy Log Cabin Sat Oct 15 10:30-4 \$35 Jean Korber

We are using the curvy log cabin ruler for a second class (the first was the Christmas tree). This quilt is a more traditional log cabin (meaning it doesn't form a picture, like a tree) but the curves make it unique.

Hand Applique Thurs Oct 13 & Nov. 10 & Dec 8 1-4 \$40 Sandra Freeburg

This class has two parts: First is the introduction to hand applique. Second, you will next use the skills learned to make the wall hanging, Welcome to the North Pole! The quilt pattern is a fun, whimsical quilt, with houses, stars, even Santa Claus and his reindeer. The fun part is choosing all the great fabrics for the whimsical houses.

Drunkard's Path, Rainbow version Sat Oct 8 1-5 \$30 Barb Boyer

We will be using a special template that allows you to cut not only the Drunkard's Path traditional blocks,

but also the “rainbow” block that employs an extra curved piece. The sample in the store is done with 3 different blues (light, medium and dark). The quilt is also stunning made with brights, with one side being predominately black + color, and the “rainbow” arc made from scraps. Sewing curves is the skill to be learned here, and it is easier that you think.

Hand Quilting Thurs Oct 20 & Nov. 3 1-4 \$40 Sandra Freeburg

We are doing the hand quilting class in two parts, just like the Hand Applique class. Part one is to teach the hand quilt stitch. The second class will apply what you’ve learned to an actual project. You can choose a quilt you’ve already pieced or you can find a fun panel to practice your hand quilting skills.

Kaleidoscope Quilt Sat Oct 22 10:30-4 \$35 Barb Boyer

This quilt is from In the Beginning fabrics, although most any 10” wide border stripe would work. You cut 8 identical pieces (similar to One Block Wonder and Stack & Whack) using the kaleidoscope ruler. Full sized blocks are used in the center and half blocks for the setting triangles. It looks harder than it is. Only two fabrics are used for this quilt. If you want a kit, please sign up early (as soon as the fabric arrives) as we will have limited supplies.

Pieced Baltimore Beauty Sat Oct 1 (and first Sat in Nov and Dec) 1-5 \$40 Barb Boyer

Most Baltimore Beauty quilts are hand appliqued. This quilt is all pieced, using squares, rectangles and 45 flip sewing. Warning: some of these large blocks have many pieces. We will do two blocks a month and continue the class into the spring as needed. Contact me about how to find the book, as it is out of print. I will also provide cutting diagrams for each block. This quilt requires attention to detail, but it is stunning when it is done.

Ribbon Candy Sat Oct 29 10:30-4 \$30 Jean Korber

This Christmas quilt uses 2 ½” precut strips and is pieced in such a way that it resembles the ever popular ribbon candy. We will be cutting our own strip sets for this quilt, so if you are interested in our selection of fabrics, be sure to grab a set because the “kits” will be limited. You can also make the quilt from any 2 ½” strip set.

November Classes

Tree Skirt by Krista Moser Nov 19 10:30-4 \$35 Jean Korber

For the Krista Moser fans, and especially if you already have the ruler, why not make this great tree skirt. The tree skirt can double as a table topper, and the pattern also includes placemats and a table runner. The pattern shows using black, white & grays for the main part of the tree skirt (the trees are done in greens), but you could make it in other “buffalo check” colors, from green & black, red & black, or assorted Christmas prints.

Triangle Frenzy Sat Nov 12 1-5 \$30 Barb Boyer

We’ve been putting the Triangle Frenzy quilt table runner on the schedule for several years now because it is so popular. It is the perfect table runner and it uses the great 10” wide border stipe fabrics. You need a 12” 60 degree triangle ruler and 1-1 ½ yards of a border stripe. These table runners are quick to make and are great gifst for the holidays.

December Classes

Letters to Santa Sat Dec 10 1-5 \$30 Barb Boyer

Kids put out cookies and carrots for Santa and his reindeer on Christmas Eve. This little pieced “mug rug” has a pocket for Sant’s letter and a space on the side for the cookies, milk and carrots. It’s quick to piece and is a perfect gift for the child in your family. The pattern calls for embroidery as well, but a flair tipped pen works just as well.

Waterfall Sat Dec 17 10:30-4 \$35 Jean Korber

The Waterfall pattern is a cascading colored quilt block, using 7 different fabrics from light to dark made in a

half log cabin styled block. You can make the quilt using one color family (pattern is shown in blue) or you can make it in various colors, cascading from light to dark in each color family. I hope to be able to bring in at least one fabric group that uses 7 different colors in one color family. Stay tuned.

CLUBS

HAND EMBROIDERY CLUB FREE!

If you want to learn to hand embroider or just brush up your technique, join us on the second Saturday of the month from 10 to noon. You can work on your own projects or you can join the project we are doing.

Hand Work Club FREE!

Every Tuesday afternoon from 2-5, join us to just sit & hand stitch, crochet, bind, or knit group. Bring what you're working on, sit up at the table in front by the window and work on your projects for a while. You can get advice & suggestions from your fellow quilters and share your experiences about your projects.

Knit Pickers' Club FREE!

This is another get-together class to sit & knit, work on our projects, share information and get some help. We will share techniques, suggest patterns, but mainly we'll sit & knit (or pick). Every 2nd & 4th Wednesdays 2-5.

Block of the Month Club FREE!

First Saturday of the Month, 10:30-11:15. Join at any time. You get a free fat quarter if you come to class with the previous month's completed block.

Toad Toters Club

On full moon days (as noted in the calendar) you will get 20% off all purchases (not otherwise discounted) that you can fit in your bag. You must bring your bag to participate.


Full Moon Days: September 10; October 8; November 8; December 7

Discount Policy

We will honor only one discount -- whichever is largest. You can't combine a 10% with a 25% discount to get a 35% discount. On this we can't be bribed.

Color of the Month

September orange; October green; November flannels; December red



Nolting Quilting Machines



Nolting Longarm Machines

Nolting has 5 main machines, each with different reaches: from 17" to 30" depending on the machine. They are sold with or without a frame, but after I saw & helped set up one of the steel frames this week, I recommend buying the frame. All machines, except for the Standard--the most economical machine-- have a stitch regulator. I recommend a stitch regulator. All machines can be equipped with a computer and there are a couple of different ones to choose from. In addition, you can get an extended table base so that you can use rulers, you can get larger bobbins on some of the models and on the frames you can get hydraulic lifts to raise and lower the tables. In the coming weeks, I will print out more information on each model.

The best entry level machine is the Fun Quilter. It comes in 17", 20" & 23" reach. It comes with the Intellistitch Equalizer stitch regulator, standard speed control, needle up/down, and fixed handles in the front & rear. This machine can also be equipped with a computer.

The Pro Machine has the Intellistitch Turbo stitch regulator, single stitch option, standard speed control, needle up/down and customizable handles in the front & rear. The Pro Machine comes in 20", 24" and 30" reach with 10-12" of inside height. There are easy dials on the front to set stitch length and other options. This machine can also be equipped with a computer.

The NV Machine is the newest in the fleet of Nolting machines. This machine has a touch screen with programmable stitch regulation. You can stitch in 4 different stitch modes plus single stitch and needleup/down. It also has an adjustable brightness LED work light. This machine can also be equipped with a computer.

Normal Shop Hours:
Monday-Saturday 10-6
Sunday 1-5

Closed first Sunday of month (and some holidays)
New Hours for Winter Time (starting Nov 7-May 22)

**Monday-Saturday 10-5, closed Sundays unless a class is scheduled. Then we're open 1-5.
Check the schedule.**

Join the fun and come feel the difference of quality fabrics.

Happy quilting!

Sincerely, Barbara Boyer
Around the Block
307-433-9555
www.aroundtheblockquilts.com

