

Winter Store Hours
M-F 10-5
Closed Sundays starting after Nov. 6



November 4, 2022

It's finally snowing. Just in case you haven't noticed. Other than Lucy from the Charlie Brown Christmas cartoon who deigns to catch December snowflakes on her tongue preferring to wait for the January flakes, I'm not sure anyone else gets excited about the first legitimate snow storm, other than folks who live here. We are kind of ready for the eating chili or soup while cozied around a fireplace or pellet stove evening.

But that's not what I want to talk about. We need to talk about fashion trends, because even though we live in Wyoming, we don't always stay here. We travel. And we don't want to look like we just stepped out of a John Wayne movie. Well, generally we don't. I did wear my cowboy hat while visiting Morocco. I needed a hat, it was available and better than a ball cap, and it provided great shade. Now my hat of choice is a big floppy floral sun hat, which gets me as much attention as the cowboy hat did. I think the phrase is, "You just can't take her anywhere."

So to help you avoid being a fashion catastrophe, I need to clue you in on a recent fashion trend that apparently is making the rounds. Again. And again.

It's called baggy jeans. Actually they are called puddle pants. After reading the description, I realized that these pants are really just what we used to call bell bottoms. Tight at the thighs and flared out at the calves.

Vogue Magazine is praising these puddle pants, calling them a descendant of the baggy jeans that took over beachwear in the summer of 2021. More on that thought in a moment. "They are easily pared back with a tank and slide or sneaker for day-to-day, or for a more elevated and refined look, throw on an unbuttoned shirt and pointed toe flat or heel," Jacki Bresic, director of fashion store Fabric.

Now, while I'm hoping that the unbuttoned shirt approach has that tank top underneath, I'm not quite sure how an unbuttoned shirt and flat shoes makes the baggy jeans more elegant. Or refined. And in case you're wondering, a "slide" is like a flip flop – a sandal you just "slide" your foot into. Slang, it will get you every time.

So back to the baggy jeans, or puddle pants. These were supposed to be in fashion back in March of 2021, but because of the pandemic we had better things to worry about than fashion trends. So this style was kind of put on hold for a year or so. Remember, I'm just the messenger here. The style police (Vogue) are the ones explaining all of this.

Puddle pants are supposed to almost drag on the ground, with the idea being they "pool" around ankle hiding the ankle just enough so that it "remain[s] mysterious and unattainable." I'm not making this up. It sounds like something someone would say about Victorian fashions from the 1800s. And remember, that these are descendants of the baggy jeans that hit the beach scene in the summer of 2021. Don't ask why anyone would wear ground dragging pants on the beach. I assume that people who wore them on the beach had staff to do the laundry.




Anyway, the perfect part about puddle pants is that they can go from season to season – meaning they are great to wear in any season. In fact, according to the article, a pair of silk puddle pants are the perfect choice for the long winter months. Clearly, the fashion writer has never lived through long winter months. The last thing I want to wear in the middle of a long winter month is a pair of pants that practically drag on the ground, absorbing all of that winter snow on the ground. I have enough trouble with my jeans dragging the ground because I am too lazy to hem them to a discreet distance off the ground – while still hiding my ankles, of course.

Other trends that you may need to look into include oversized blazers that come down to your fingertips, cat suits (because overalls and jumpsuits are so last year), fringe, berets and bras as a top. Black is stylish, and if you pair it with an unbuttoned shirt over a pair of puddle pants, you'll be ready for the beach. Or next year's Halloween costume, whichever comes first.




And if you're wondering what a pair of puddle pants looks like:










What's New




From Windham: For the Waterfall class in December. We are not kitting these, so you can choose your own colors. Don't wait too long to choose.







RJR



From Henry Glass &



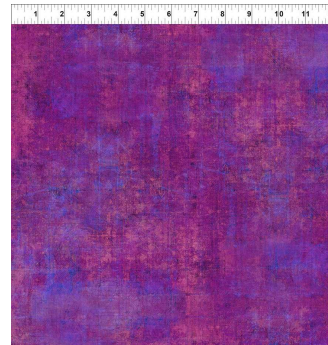






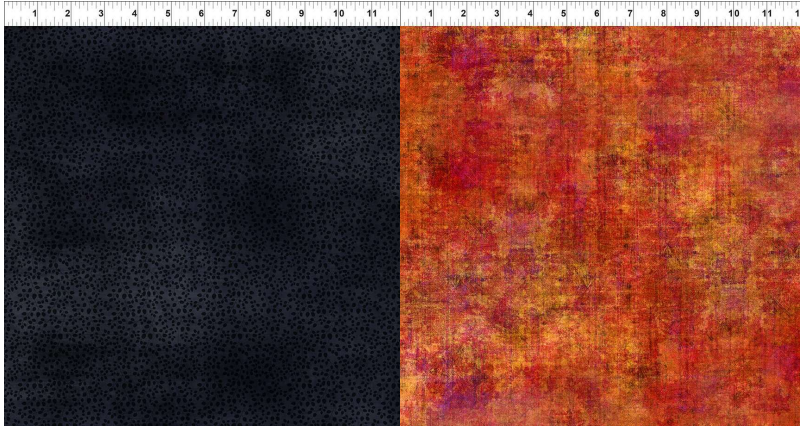



From Michael Miller




We have one kit left. And we're making different kits for a different quilt from remaining fabric. When we're done, supplies will be limited of remaining fabric, just so you know.








From Henry Glass



From Windham


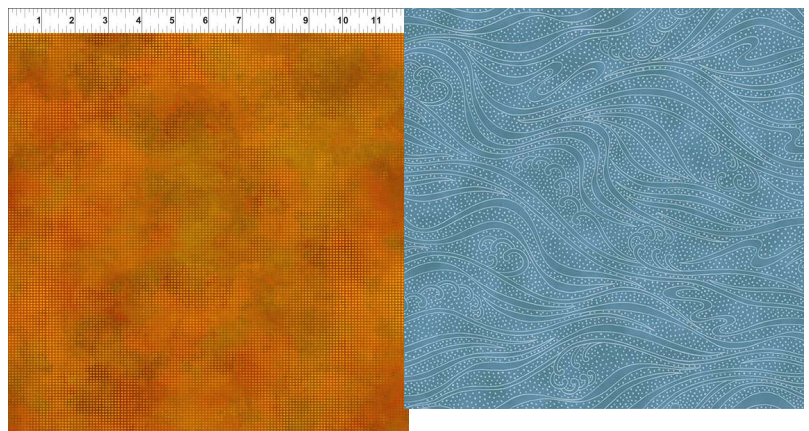


From Timeless




From In the Beginning
 NOTE: This collection is called A
 Year of Autumn, from the Year of

Art collection. We have a limited number of kits.

I am not getting the Reflections of Autumn collection. I will be getting Halcyon collection soon.





Henry Glass

October						
2022						
Sunday	Monday	Tuesday	Wednesday	Thursday	Friday	Saturday
						1 BOM 10:30 Pieced Baltimore Beauty quilt 1-5 \$40 Finish your quilt sale: 20% off backings, bindings and battings
2 Beginning Quilting 1-4	3	4 Hand work Club 2-4	5 Long Arm class 10:30	6 Long Arm Rental Day	7	8 Embroidery Club 10-noon Full moon (observed) Drunkard's Path quilt 1-5 \$30

9 Beginning Quilting 1-4	10	11 Hand work Club 2-4	12 Knit Pickers' Club 2-4	13 Long Arm Rental Day Hand Applique: Welcome to the North Pole 1-4	14	15 Curvy Log Cabin 10:30-4 \$35
16 Beginning Quilting 1-4	17	18 Hand work Club 2-4	19 Long Arm class 10:30	20 Long Arm Rental Day Hand Quilting 1- 4 Part 1	21	22 Kaleidoscope Quilt 10:30-4 <u>\$35</u>
23 Beginning Quilting 1-4	24	25 Hand work Club 2-4	26 Knit Pickers' Club 2-4	27 Long Arm Rental Day	28	29 Ribbon Candy 10:30-4 \$30
30 Beginning Quilting 1-4	31 Halloween	Color of the month: green				

November 2022

Sunday	Monday	Tuesday	Wednesday	Thursday	Friday	Saturday
		1 Hand work Club 2-4	2 Long Arm class 10:30	3 Long Arm Rental Day Hand Quilting 1- 4 Part 2	4	5 BOM 10:30 Pieced Baltimore Beauty quilt 1-5 Finish your quilt sale: 20% off backings, <u>bindings</u> and battings
6 CLOSED	7	8 Hand work Club 2-4 Full moon Veteran's Day	9 Knit Pickers' Club 2-4	10 Long Arm Rental Day Hand Applique: Welcome to the North Pole 1-4	11	12 Embroidery Club 10-noon Triangle Frenzy 1-5 \$25

13 CLOSED	14	15 Hand work Club 2-4	16 Long Arm class 10:30	17 Long Arm Rental Day	18	19 Krista Moser Tree Skirt 10:30-4 \$35
20 CLOSED	21	22 Hand work Club 2-4	23 Knit Pickers' Club 2-4	24 CLOSED Thanksgiving	25 Black Friday Sale	26 Shop Small Business Sale TBA
27 CLOSED	28	29 Hand work Club 2-4	30	Color of the month: flannels		

Please look on the calendars above for times and dates.

Ongoing Classes & Clubs

Block of the Month First Sat of month 10:30-11:15 FREE Barb Boyer

Join at any time. You get a free fat quarter if you come to class with the previous month's completed block. This year the challenge will be Where Are You Going and Where Have You Been? Or This is Your Life. The challenge is to find fabrics that represent your life and your interests: travel, gardening, reading, quilting, where you've lived, family, etc. The some of the blocks will also represent your life: Wyoming and Cheyenne blocks, flowers or baskets – I'll do my best to find blocks that represent some of our mutual interest. The other challenge is to make some of the blocks in both 12" and 6" sizes (don't worry, I'll supply the cutting directions).

Hand Embroidery Club 2nd Sat. of the month, 10-noon FREE Kathy Sconce

If you want to learn to hand embroider or just brush up your technique, join us on the second Saturday of the month from 10 to noon. You can work on your own projects or you can join the project we are doing, which is Snow Women. Each block features a snow woman doing every day chores – or deciding to go sledding instead. Each has a funny saying and all blocks have quilt patterns to embroider within.

Knit Pickers' Club 2nd and 4th Wed of each month, 2-5 Carol Moler

We are changing up the Knit Pickers Club. We're going to knit 2 days a month every second and fourth Wednesday, and we'll start earlier in the day at 2 and go to 5. The Club is open to all skill levels. We want to share what we've learned, find new patterns, and simply just sit and knit. We may work on some felting projects, fingerless mittens, mittens, and socks. By

summer, we may extend the knitting time into the evening.

Hand Sewing Club every Tuesday afternoon 2-5

This club is open to everyone. Bring your hand sewing (embroidery, binding, knitting, crochet, etc) and sit & stitch.

October Classes

Ribbon Candy Sat Oct 29 10:30-4 \$30 Jean Korber

This Christmas quilt uses 2 ½” precut strips and is pieced in such a way that it resembles the ever popular ribbon candy. We will be cutting our own strip sets for this quilt, so if you are interested in our selection of fabrics, be sure to grab a set because the “kits” will be limited. You can also make the quilt from any 2 ½” strip set.

November Classes

Tree Skirt by Krista Moser Nov 19 10:30-4 \$35 Jean Korber

For the Krista Moser fans, and especially if you already have the ruler, why not make this great tree skirt. The tree skirt can double as a table topper, and the pattern also includes placemats and a table runner. The pattern shows using black, white & grays for the main part of the tree skirt (the trees are done in greens), but you could make it in other “buffalo check” colors, from green & black, red & black, or assorted Christmas prints.

Triangle Frenzy Sat Nov 12 1-5 \$30 Barb Boyer

We’ve been putting the Triangle Frenzy quilt table runner on the schedule for several years now because it is so popular. It is the perfect table runner and it uses the great 10” wide border stripe fabrics. You need a 12” 60 degree triangle ruler and 1-1 ½ yards of a border stripe. These table runners are quick to make and are great gifts for the holidays.

December Classes

Letters to Santa Sat Dec 10 1-5 \$30 Barb Boyer

Kids put out cookies and carrots for Santa and his reindeer on Christmas Eve. This little pieced “mug rug” has a pocket for Sant’s letter and a space on the side for the cookies, milk and carrots. It’s quick to piece and is a perfect gift for the child in your family. The pattern calls for embroidery as well, but a flair tipped pen works just as well.

Waterfall Sat Dec 17 10:30-4 \$35 Jean Korber

The Waterfall pattern is a cascading colored quilt block, using 7 different fabrics from light to dark made in a half log cabin styled block. You can make the quilt using one color family (pattern is shown in blue) or you can make it in various colors, cascading from light to dark in each color family. I hope to be able to bring in at least one fabric group that uses 7 different colors in one color family. Stay tuned.

CLUBS

HAND EMBROIDERY CLUB FREE!

If you want to learn to hand embroider or just brush up your technique, join us on the second Saturday of the month from 10 to noon. You can work on your own projects or you can join the project we are doing.

Hand Work Club FREE!

Every Tuesday afternoon from 2-5, join us to just sit & hand stitch, crochet, bind, or knit group. Bring what you're working on, sit up at the table in front by the window and work on your projects for a while. You can get advice & suggestions from your fellow quilters and share your experiences about your projects.

Knit Pickers' Club FREE!

This is another get-together class to sit & knit, work on our projects, share information and get some help. We will share techniques, suggest patterns, but mainly we'll sit & knit (or pick). Every 2nd & 4th Wednesdays 2-5.

Block of the Month Club FREE!

First Saturday of the Month, 10:30-11:15. Join at any time. You get a free fat quarter if you come to class with the previous month's completed block.

Toad Toters Club

On full moon days (as noted in the calendar) you will get 20% off all purchases (not otherwise discounted) that you can fit in your bag. You must bring your bag to participate.


Full Moon Days: September 10; October 8; November 8; December 7

Discount Policy

We will honor only one discount -- whichever is largest. You can't combine a 10% with a 25% discount to get a 35% discount. On this we can't be bribed.

Color of the Month

September orange; October green; November flannels; December red



Nolting Quilting Machines



Nolting Longarm Machines

Nolting has 5 main machines, each with different reaches: from 17" to 30" depending on the machine. They are sold with or without a frame, but after I saw & helped set up one of the steel frames this week, I recommend buying the frame. All machines, except for the Standard--the most economical machine-- have a stitch regulator. I recommend a stitch regulator. All machines can be equipped with a computer and there are a couple of different ones to choose from. In addition, you can get an extended table base so that you can use rulers, you can get larger bobbins on some of the models and on the frames you can get hydraulic lifts to raise and lower the tables. In the coming weeks, I will print out more information on each model.

The best entry level machine is the Fun Quilter. It comes in 17", 20" & 23" reach. It comes with the Intellistitch Equalizer stitch regulator, standard speed control, needle up/down, and fixed handles in the front & rear. This machine can also be equipped with a computer.

The Pro Machine has the Intellistitch Turbo stitch regulator, single stitch option, standard speed control, needle up/down and customizable handles in the front & rear. The Pro Machine comes in 20", 24" and 30" reach with 10-12" of inside height. There are easy dials on the front to set stitch length and other options. This machine can also be equipped with a computer.

The NV Machine is the newest in the fleet of Nolting machines. This machine has a touch screen with programmable stitch regulation. You can stitch in 4 different stitch modes plus single stitch and needle up/down. It also has an adjustable brightness LED work light. This machine can also be equipped with a computer.

Normal Shop Hours:
Monday-Saturday 10-6
Sunday 1-5

Closed first Sunday of month (and some holidays)

New Hours for Winter Time (starting Nov 7-May 22)

Monday-Saturday 10-5, closed Sundays unless a class is scheduled. Then we're open 1-5.
Check the schedule.

Join the fun and come feel the difference of quality fabrics.

Happy quilting!

Sincerely, Barbara Boyer

Around the Block

307-433-9555

www.aroundtheblockquilts.com

