



March 4, 2022

“What?!” Becca yelled.

“Time to come inside!” I repeated.

“Comese? Who’s comese?” Becca yelled. Becca, for the uninitiated, is my snarky mini Australian Shepard. She is always the most important thing around. And she knows it.

“Cassidy—inside,” I tried. Cassidy ignored me.

“She’s deaf,” Becca yelled back.

“So you can hear me!?” I asked her.

“What?” she yelled back.

“Okay, enough. You’ve been watching too much tv. Time to eat.”

That she understood and Cassidy saw her race for the door, so she followed.

“Where are the cats?” I asked Becca as she came inside.

“Did you say atticus? I don’t know any atticus,” Becca smirked.

“Enough. Go eat.” Again, she got that word. Eat.

Becca’s been watching too much tv lately. I think she put a satellite dish on top of the dog house, that she generally doesn’t use, so she can stream cat videos all day. Unfortunately, that means she gets bombarded with too many ads. Like the one for Sirius Radio.

There are several ads, but the most obnoxious one is where a guy (he's probably famous or well known, but I haven't a clue) hollers upstairs (he looks up to the ceiling when he yells), "Kevin, do you want some lasagna?" That prompts a variety of other yelling from other places in the house from people I also didn't recognize, as no one understands anything that anyone is yelling. So the commercial comes down to a string of "what?"s. And I don't quite know how to punctuate that, but the question mark does go with what and the s isn't part of the quote.

Anyway, all the commercial does is scream the word "what" and shows a group of people who can't communicate very well. And somehow this is an ad for Sirius radio. Now, I do understand the concept of this ad, because it is a subsequent ad involving Kevin Hart learning that he doesn't have to listen to his favorite podcasts on Sirius while sitting in the car. Sirius works on a variety of devices. But the screaming "what" ad is just obnoxious, and if you didn't know what the ad was for, you'd probably think it was an ad for a spaghetti sauce or something like that.

Another obnoxious ad (Becca tells me about these, because, of course, I don't sit around watching tv ads....) is one that tells you to get your docs in a row and then the singer sings other mumbled words while dancing a weird little back & forth jig. For a long time, I assumed it was an ad for a word processing program, perhaps one associated with the cloud, where you can store all of your documents safely from prying eyes.

Nope. It has something to do with finding all of the right doctors and somehow getting them all in a row. Because that's what you do with docs; you get them in a row. I guess, maybe, it's important for young people (because that is the target of this ad) to find appropriate doctors, make a list of them and keep that list on the phone in a document? I just don't know. I can't understand the words of the jingle. Maybe it has something to do with young people not being able to remember who their various doctors are, although I thought only old people forgot stuff like that. But at least this ad doesn't yell at you.

I don't really know when yelling became an okay thing to do. You see/hear it all the time from politicians, pocasters, radio talk jocks, tv news hosts, etc. If mom told you to tell your little brother that it was time for dinner, you got in trouble if you yelled from the bottom of the steps, "Time for dinner!" You were supposed to walk upstairs and use your inside voice.

"You yell at us all the time," Becca interjected.

"No, I'm using my outside voice when you are outside. If I don't yell, you'd never hear me. You get too fixated on the joggers, cars, cattle, birds – whatever is outside – that you tune me out. Plus, Cassidy can't hear that well anymore."

"You yell at us in the house, too," she said accusingly.

"Only when you are chasing the cats or pe...."

“Okay, okay. But yelling isn’t what you wanted to talk about today, is it,” she said, cleverly changing the subject. I’m easily distracted, and she knows it.

“Well, that’s right Becca. I wanted to remind everyone about the book sale that starts tomorrow. I have an inside scoop that there will be lots of crafting books – quilt, knit, etc. And because my cataract surgery got pushed back, I can go and not worry about lifting boxes of books, although I am taking a friend with me to help.”

“And you also wanted to remind everyone about...”

“Right again, Becca. Remember, I put out a book reading list for the year – to hunt for books in various ‘genres’ to help you find other interesting things to read outside of what your normal picks would be. I’ve included the list below, with a few suggestions of books that I have either read or am thinking about reading. So tomorrow, and Sunday, brave whatever weather might be coming and head for the book sale!”

“And don’t yell at anyone,” Becca reminded.

1. A book published in 2022
2. Fiction book published before 1990
- 3. A book set on a plane, train or cruise ship The Last Cruise by Kate Christensen**
4. a book about or set in a non patriarchal society Tiger Burning Bright by Marion Zimmer Bradley, books by Andre Norton and Mercedes Lackey
- 5. A book with a blue cover Tuesday Moody Talks to Ghosts by Kate Racculia**
6. A book with numbers in the title The 7 ½ Death of Evelyn Hardcastle by Stuart Turton
7. A mystery book not set in the U.S. Murder in Old Bombay by Nev March; **The Satapur Moonstone by Sujata Massey**
8. A book with a protagonist who uses a mobility aid The Striker books by J.K. Rowling
9. A book by a Pacific Islander author
- 10. A book that features a cat The Cat Who Saved books by Sosuke Natsukawa**
11. Any book about Winston Churchill The Splendid and the Vile by Erik Larson
- 12. A book that uses the word Left in the title The Case of the Left Handed Lady by Nancy Springer**
13. A mystery that doesn’t involve cooking, baking, quilting, knitting or cats
14. A Newberry award winning book
15. A book involving a holiday that is not a mystery
16. A book best read around a campfire
- 17. A book with fall winter spring or summer in the title Summer of ’69 by Elin Hilderbrand**
18. A book more than 1000 pages
19. A book with a tiger on the cover or in the title Blind Tiger by Sandra Brown; The Tiger and the Wolf (Echoes of the Fall #1) by Adrian Tchaikovsky; Da Vinci's Tiger by L.M. Elliott; Tiger Burning Bright by Marion Zimmer Bradley; The Flying Tigers by Sam Kleiner

20. A book with a misleading title

21. A different book by an author you read last year A Lady's Guide to Gossip and Murder

22. A book with the name of a board game in the title The Invisible Life of Addie LaRue by V.E. Schwab The Storied Life of A.J. Fikry by Gabrielle Zevin

23. A social-horror book

24. A book featuring a man made disaster

25. A book set in Victorian times Scandal Above the Stairs Jennifer Ashley

26. A book about someone leading a double life

27. A Hugo Award winner

28. A book about books The Invisible Library by Genevieve Cogman

29. A book with even numbered pages



Delta Kappa Gamma

International Society of Women in Education

Used Book Sale

March 5 & 6

Saturday 8 a.m. to 6 p.m.

Sunday 9 a.m. to 3 p.m.

(MASKS WILL BE REQUIRED)

In the former Big Lots in Cheyenne Plaza

3741 East Lincolnway

(Next to Sportsman's Warehouse)

Please donate used books:

February 1 through 27

Collection locations:

Sale site (preferred option) hours are:

Tuesdays 9am-12pm

Thursdays 1pm to 7pm

Sundays 1pm to 4pm

Or drop books at

***Safeway YMCA Both Albertson's
Natural Grocers Gold's Gym***


If very large donation (within 10-mile radius),
or unable to get to a box or sale location

call **369-2940 or 421-1755** for appointment.

Books must be boxed – on porch or in garage.

(Leave a message)

What's New



From Riley Blake




Houses




From Hoffman







From 3 Wishes







Riley Blake



From Clothworks



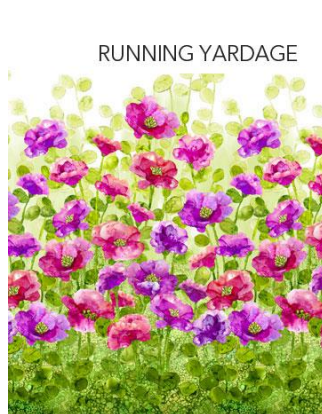


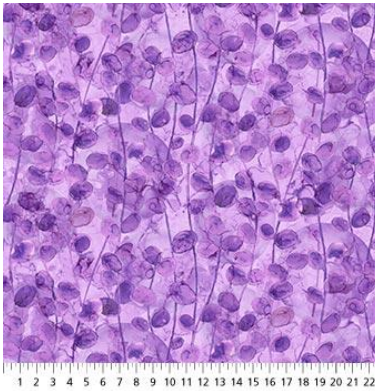
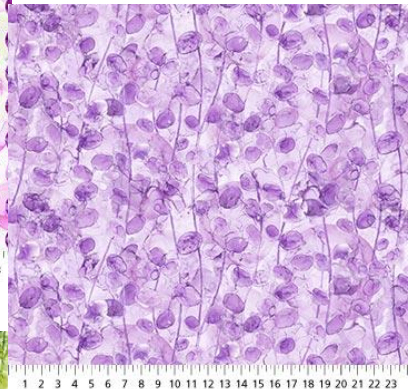






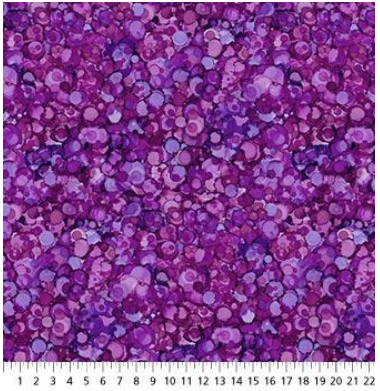
From RJR





Northcott: Above quilt pattern










Northcott: We have one kit left







Riley Blake






From In the Beginning: We made kits





From Clothworks







From Clothworks







Northcott





Riley Blake



| Sunday | Monday | Tuesday | Wednesday | Thursday | Friday | Saturday |
|------------------------------|--------|-----------------------------|---------------------------------|---|------------------------------|---|
| | | 1 | 2 Long Arm class 10:30 | 3 Long Arm Rental Day | 4 | 5 BOM 10:30 Northcott BOM tips and tricks 1-3 |
| 6 Beginning Quilt 1-4 | 7 | 8 Hand work Club 2-4 | 9 Knit Pickers' Club 2-4 | 10 Panel Workshop 1-4 Long Arm Rental Day | 11 | 12 Embroidery Club 10-noon Crazy Quilt Day 1-4 |
| 13 Beginning Quilt 1-4 | 14 | 15 Hand work Club 2-4 | 16 Long Arm class 10:30 | 17 Long Arm Rental Day | 18 Full moon | 19 National Quilt Day Demos TBA Crazy Quilt Day |
| 20 Beginning Quilt 1-4 | 21 | 22 Hand work Club 2-4 | 23 Knit Pickers' Club 2-4 | 24 Long Arm Rental Day | 25 | 26 Laura Heine collages & working with fusibles |
| 27 Beginning Quilt 1-4 | 28 | 29 Hand work Club 2-4 | 30 | 31 Long Arm Rental Day | Color of the month: green | |

| April | | | | | | 2022 |
|-------------------------------|--------|-----------------------------|--|------------------------------|--------|---|
| Sunday | Monday | Tuesday | Wednesday | Thursday | Friday | Saturday |
| Color of the month: yellow | | | | | 1 | 2 BOM 10:30 Nova/Sidekick ruler quilt 1-5 |
| CLOSED 3 | 4 | 5 Hand work Club 2-4 | 6 Beginning Machine Quilting 1-4 | 7 Long Arm Rental Day | 8 | 9 Embroidery Club 10-noon Spider web 1-5 |
| CLOSED 10 | 11 | 12 Hand work Club 2-4 | 13 Knit Pickers' Club 2-4 | 14 Long Arm Rental Day | 15 | 16 Deb Tucker's Tumbling Triangle w/V Block Ruler |
| CLOSED Easter 17 | 18 | 19 Hand work Club 2-4 | 20 Beginning Machine Applique 1-4 | 21 Long Arm Rental Day | 22 | 23 Spider web 10:30-4 |
| CLOSED 24 | 25 | 26 Hand work Club 2-4 | 27 Knit Pickers' Club 2-4 | 28 Long Arm Rental Day | 29 | 30 Sewing Apron with lots of pockets 10:30-4 |

March Classes

Laura Heine Quilts (your choice) Sat March 26 10:30-4 \$35 Jean Korber

LH quilts are collage quilts, built from a foundation by adding colorful prints in various shapes to create the quilt. Jean will walk you through the essentials, help you decide fabrics and placement, teach you about using the fusibles, and show you finishing techniques – from no sew to machine quilting. Then fun part of these quilts is choosing the fabrics to create your design, whether it's a sloth, a cat, an owl, a horse or a day of the dead skeleton. You get to decide, plan, design and build your unique wall hanging.

Northcott BOM Tips & Tricks Mar 5 1-3 Barb Boyer

I will walk you through the last 6? Blocks, offering suggestions on cutting and piecing. I have a couple of different ways to do some of the parts on the blocks and some suggestions on cutting and sewing. If you have bought the kit and want some guidance, please feel free to attend. If you have not bought the kit, but are still interested, you can also come. Class is free.

Panel Workshop Thursday March 10 1-4 (discussion, no sewing) \$30 Barb Boyer

We all have panels, but we don't know what to do with them. I will show you how to turn your panel into a wall hanging or full sized quilt. We will discuss how to add blocks to "border" out the quilt, add lights to a Christmas or Halloween quilt, change patterns to fit your panel, chop up your panel into attic windows or other designs-----so bring some of your panels to class and go home with a plan!

April Classes

Beginning Machine Applique Wed April 20 1-4 \$40 Barb Boyer

Learn the basics of machine applique. I will teach you how to do the satin stitch and button hole (blanket stitch) around the edges of you applique, including doing points or tips (like on Christmas trees and stars), corners and curves. I will provide the samples for your practice. All you need is a foot that will allow wide (zig zag) stitching.

Beginning Machine Quilting Wed April 6 1-4 \$40 Barb Boyer

Learn the basics of machine quilting from start to finish: Getting the top pieced properly, pinning the quilt sandwich, choosing the pattern and thread, and quilting. You will practice on samples provide in class. You will need a hopping/darning foot as most of the class will focus on free motion quilting.

Deb Tucker's Tumbling Blocks Saturday April 16 10:30-4 \$35 Jean Korber

By Combining two contrasting fabrics you will create triangles tumbling down the quilt. Using your V Block tool, this quilt is fun and quick. Just jump right in and give it a whirl! It's fun to work with new rulers to create new and interesting blocks!

Nova/SideKick Ruler Saturday April 2 1-4 \$35 Barb Boyer



The SideKick ruler is another of the Jaybird Quilt rulers (Hex N More). The Nova pattern is for a table topper and you will learn how to cut a piece using the SideKick ruler. And just like the Wonton class it's a perfect class for learning a new skill and a good introduction to the ruler. I know it's really early to start thinking about it: But this table topper would be great in Christmas colors. I'm just saying..... Coming this summer, look for additional quilts using both the SideKick and Hex N More rulers!

Sewing Apron with lots of pockets Sat April 30 10:30-4 \$30 Jean Korber

You've seen Jean and her sewing apron that she wears during classes? One with all sorts of pockets for all the things you need to keep handy when you're sewing? Well, she's not teaching that apron (she'll you how she does it, though, in class). But she is teaching a similar apron pattern, with lots of pockets. You may even get the entire apron made in class! And think what fun gifts aprons would be for Christmas! It's not too early to get started!

Spiderweb Quilt April 9 (1-4) and 23 10:30-4 \$35 Barb Boyer

This quilt incorporates strip piecing/panel sewing and 60 degree triangles. You will need a 60 degree triangle ruler (8 or 10 inch is the most useful size, but if you have the 12" which is used in Triangle Frenzy quilts, it will work just fine). You will also need lots of 2" scraps. I suggest cutting all your strips (or a bunch of them) prior to class. Most useful is 2" X 42", but shorter strips can also be used. Best colors are medium and dark—scrappy is fun! The first class is sewing & cutting the blocks. The second class is sewing the rows together: new skill learned is how to make the seams all meet properly!



Nolting Quilting Machines



Nolting Longarm Machines

Nolting has 5 main machines, each with different reaches: from 17" to 30" depending on the machine. They are sold with or without a frame, but after I saw & helped set up one of the steel frames this week, I recommend buying the frame. All machines, except for the Standard--the most economical machine-- have a stitch regulator. I recommend a stitch regulator. All machines can be equipped with a computer and there are a couple of different ones to choose from. In addition, you can get an extended table base so that you can use rulers, you can get larger bobbins on some of the models and on the frames you can get hydraulic lifts to raise and lower the tables. In the coming weeks, I will print out more information on each model.

The best entry level machine is the Fun Quilter. It comes in 17", 20" & 23" reach. It comes with the Intellistitch Equalizer stitch regulator, standard speed control, needle up/down, and fixed handles in the front & rear. This machine can also be equipped with a computer.

The Pro Machine has the Intellistitch Turbo stitch regulator, single stitch option, standard speed control, needle up/down and customizable handles in the front & rear. The Pro Machine comes in 20", 24" and 30" reach with 10-12" of inside height. There are easy dials on the front to set stitch length and other options. This machine can also be equipped with a computer.

The NV Machine is the newest in the fleet of Nolting machines. This machine has a touch screen with programmable stitch regulation. You can stitch in 4 different stitch modes plus single stitch and needle up/down. It also has an adjustable brightness LED work light. This machine can also be equipped with a computer.

Normal Shop Hours:
Monday-Saturday 10-6
Sunday 1-5
Closed first Sunday of month (and some holidays)
New Hours for Standard Time (starting Nov 7-March 13)
Monday-Saturday 10-5, closed Sundays unless a class is scheduled. Then we're open 1-5.
Check the schedule.

Join the fun and come feel the difference of quality fabrics.

Happy quilting!

Sincerely, Barbara Boyer
Around the Block
307-433-9555
www.aroundtheblockquilts.com

