



March 25, 2022

“You want to talk about what?” Becca asked. She had just trotted in from the front yard, leaving footprints on the floor. Things are melting outside because we are approaching that dreaded season: spring, when we still get major snow storms, while the ground is thawing. So instead of green sprouting grasses and leaves, we get brown mud and pollen and everything else that has been trapped underground from months. It’s called sneezing and thawing season and it just makes a mess.

“I want to talk about submarines,” I told her. Becca is my very shaggy mini Australian Shepherd. She’s also not particularly clean, given the state of thaw in the front yard.

“Living with you guys in an enclosed environment reminds me what it might be like living on a submarine, with limited bathing capacities.”

“I thought you were going to talk about the box of missing heads down in Colorado.”

"Nope."

"Well, you can't be reminded about something you've never been on," Becca pointed out, looking a little disappointed.

“It’s just an expression,” I told her. “A way of getting into my story. Besides, I have toured a submarine in Hawaii. It was as narrow and confining as pictured in movies. I always thought that if I ever served, I’d do it on a submarine.”

“You’re nuts,” Becca said.

“People have said that about me before. You’re not the first. But I would never had had the chance, because women only started serving on subs in 2010.”

“You’d never make it on a submarine,” Becca noted. “You always say you could never live in Seattle or Portland because it rains all the time. You never get to see the blue sky. In a sub, you’d never see the sky ever.”

“True, but there are other things that might be worse,” I told her.

"And that's makes for a great recommendation?" Becca snorted. I ignored her, which is what you have to do when you live with an opinionated Aussie.

“For example, they keep the oxygen levels low for safety reasons, but it makes it harder for sailors to recover from injuries and the crew tends to be grumpier.”

“That’s not a worry. You live in an oxygen deprived environment. And being cooped up makes you grumpy. Kinda like living in Cheyenne during covid.”

“Okay, how about this. Tiny leaks can be dangerous.”

Becca harrumphed, her form of laughing. “Where did you get this info? The same place you got all that stuff about dangerous food in your kitchen, that you really don't have in your kitchen? Of course a leak on a sub is dangerous. Duh.”

“Okay, the article also mentioned that it’s difficult to tell morning from night...”

“I got it now. You found a moron writing about life on a submarine and you read him and are now parroting back the info. Of course, it’s hard to tell morning from night. You got anything better?” she asked.

“Well, they used to run their shifts in 6 hour increments, 6 hours on, 6 hours off and 6 hour to sleep.”

“Wait a minute, what about the other 6 hours? Aren’t there four 6 hour groups in one day?” Becca asked.

“How very perceptive, little one,” I told her. “Submarine shifts were typically run on 6 hour units. But in 2014 they changed that to 8 hour units, 8 on and 16 off, for sleeping, eating, and recreating. The experts said that even without sunlight to guide us, we work better on a 24 hour system and not an 18 hour one.

“And speaking of sleeping, because space on board a submarine is fairly cramped, not everyone can have their own bunk. Crew members share beds.”

“Ugh. You’re not making this sound like go to kind of job.”

“And some of the beds are housed right next to the warheads carried on the boats. Sometimes the cots are referred to as coffin beds,” I said.

“That doesn’t bother me,” she said. “If something blows, you might as well be close to the problem and just get the inevitable over with quickly. Kinda like living on the doorstep of Yellowstone.”

“Okay, well there are also no road maps under water. You rely on machines to get you where you’re going.”

“Well that’s at least familiar,” Becca said. “We navigate about ground with gps and Google maps. I don’t see a difference.”

“And finally ...” “You mean you’re coming to the end of this list?” Becca said. “This has been one of the more boring things you’ve talked about in awhile.”

“And....give me a break. My eyesight is a bit funky from the first cataract surgery. It’s a little hard to focus on the up close work. As I was saying, passageways are very tight in a submarine. Generally two people can’t pass by each other. And the showers are small and cramped. And submarines don’t go up & down like elevators. They tend to descend at angles, so when you are walking around you’re either walking up hill or down hill.”

“Are you finished?” Becca asked.

“Yes.”

“Then get to the list. It’s why you brought up submarines in the first place, isn’t it.”

And, as always, Becca’s right. I watched a submarine movie the other night and thought it would be fun to give a list of interesting submarine movies to watch.

The movie that prompted all of this is Ice Station Zebra. The plot involves a downed satellite in the Artic Circle that both sides (USSR and USA) want to retrieve. Rock Hudson heads up the crew of the sub, with Ernest Borgnine and Patrick McGoohan. The part I liked was how the submarine navigated under the ice, looking for a place to break through.

Probably the top movie thriller to watch is the Hunt for Red October, with Sean Connery, Alex Baldwin, Darth Vader—sorry, James Earl Jones. It’s just kind fun to see the submarine get blown out of the water.

One of my favorite submarine movies is Operation Petticoat with Cary Grant and Tony Curtis. You will see how narrow the passages are when the men have to pass by the women. You can even spot a crewman (actor) ducking under the camera to get out of the hallway. I know, it’s probably not politically correct scenes, but they are funny. As is the pig in the shower.

Another comedy is Down Periscope. There is a movie Up Periscope with James Garner, but that one is serious. Down Periscope is funny, with Kelsey Grammar at the head, and

the seaman singing the Army song as he climbs the mast to hang a lantern to disguise the sub.

Then there are the serious movies, mostly set in WWII: U-571, Torpedo Run, Das Boot, Run Silent Run Deep, The Enemy Below, Crimson Tide.

And the horror or science fiction shows: Fantastic Voyage, where a submarine pilots through a person's arteries in order to reach the brain to cure him; The Abyss, directed by James Cameron, which offers a bit of horror and paranormal stuff; and the Meg, which offers a lot of bad acting and great big sea monsters. Kids love it. I was at a Smithsonian museum in D.C., in the aquatic/sea creature section, and watched a little girl run up to the sign listing all the creatures on display. She read through the list, and then hollered over her shoulder at her mom, "They don't have the Meg," meaning the megalodon from the movie. Priceless.

So instead of attempting to use the good weather to slog through the mud to plant things that are going to die in the next snow storm, stay inside and watch submarine movies. Plant in8 weeks.

"So nothing about the heads," Becca said, obviously disappointed.

"Maybe next week," I promised.

What's New

We got 10 bolts of whites from P & B. They are hard to show, so I'm not putting the pics in.




From RJR Cotton + Steele



Michael Miller





From Riley Blake



Houses




From Hoffman







From 3 Wishes





Riley Blake





We made 2 Easter table runner kits with these, and other, fabrics.




From Clothworks






From RJR


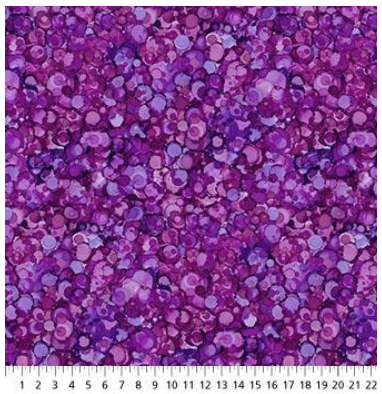
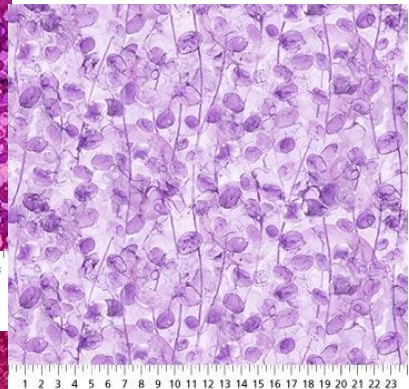

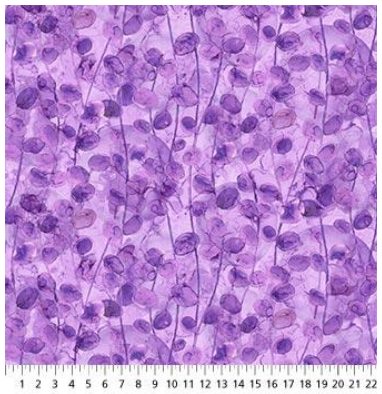





Northcott: Above quilt pattern





Not a lot left in these colors.










Northcott: We have one kit left







From In the Beginning: We made kits








From Clothworks





From Clothworks




Northcott

Not much left of this one.



Riley Blake



March

2022

Sunday	Monday	Tuesday	Wednesday	Thursday	Friday	Saturday
		1	2 Long Arm class 10:30	3 Long Arm Rental Day	4	5 BOM 10:30 Northcott BOM tips and tricks 1-3
6 Beginning Quilt 1-4	7	8 Hand work Club 2-4	9 Knit Pickers' Club 2-4	10 Panel Workshop 1-4 Long Arm Rental Day	11	12 Embroidery Club 10-noon Crazy Quilt Day 1-4
13 Beginning Quilt 1-4	14	15 Hand work Club 2-4	16 Long Arm class 10:30	17 Long Arm Rental Day	18 Full moon	19 National Quilt Day Demos TBA Crazy Quilt Day
20 Beginning Quilt 1-4	21	22 Hand work Club 2-4	23 Knit Pickers' Club 2-4	24 Long Arm Rental Day	25	26 Laura Heine collages & working with <u>fusibles</u>
27 Beginning Quilt 1-4	28	29 Hand work Club 2-4	30	31 Long Arm Rental Day	Color of the month: green	

April 2022						
Sunday	Monday	Tuesday	Wednesday	Thursday	Friday	Saturday
Color of the month: yellow					1	2 BOM 10:30 Nova/Sidekick ruler quilt 1-5
CLOSED 3	4	5 Hand work Club 2-4	6 Beginning Machine Quilting 1-4	7 Long Arm Rental Day	8	9 Embroidery Club 10-noon Spider web 1-5
CLOSED 10	11	12 Hand work Club 2-4	13 Knit Pickers' Club 2-4	14 Long Arm Rental Day	15	16 Deb Tucker's Tumbling Triangle w/V Block Ruler
CLOSED Easter 17	18	19 Hand work Club 2-4	20 Beginning Machine Applique 1-4	21 Long Arm Rental Day	22	23 Spider web 10:30-4
CLOSED 24	25	26 Hand work Club 2-4	27 Knit Pickers' Club 2-4	28 Long Arm Rental Day	29	30 Sewing Apron with lots of pockets 10:30-4

March Classes

Laura Heine Quilts (your choice) Sat March 26 10:30-4 \$35 Jean Korber

LH quilts are collage quilts, built from a foundation by adding colorful prints in various shapes to create the quilt. Jean will walk you through the essentials, help you decide fabrics and placement, teach you about using the fusibles, and show you finishing techniques – from no sew to machine quilting. Then fun part of these quilts is choosing the fabrics to create your design, whether it's a sloth, a cat, an owl, a horse or a day of the dead skeleton. You get to decide, plan, design and build your unique wall hanging.

April Classes

Beginning Machine Applique Wed April 20 1-4 \$40 Barb Boyer

Learn the basics of machine applique. I will teach you how to do the satin stitch and button hole (blanket stitch) around the edges of you applique, including doing points or tips (like on Christmas trees and stars), corners and curves. I will provide the samples for your practice. All you need is a foot that will allow wide (zig zag) stitching.

Beginning Machine Quilting Wed April 6 1-4 \$40 Barb Boyer

Learn the basics of machine quilting from start to finish: Getting the top pieced properly, pinning the quilt sandwich, choosing the pattern and thread, and quilting. You will practice on samples provide in class. You will need a hopping/darning foot as most of the class will focus on free motion quilting.

Deb Tucker's Tumbling Blocks Saturday April 16 10:30-4 \$35 Jean Korber

By Combining two contrasting fabrics you will create triangles tumbling down the quilt. Using your V Block tool, this quilt is fun and quick. Just jump right in and give it a whirl! It's fun to work with new rulers to create new and interesting blocks!

Nova/SideKick Ruler Saturday April 2 1-4 \$35 Barb Boyer


The SideKick ruler is another of the Jaybird Quilt rulers (Hex N More). The Nova pattern is for a table topper and you will learn how to cut a piece using the SideKick ruler. And just like the Wonton class it's a perfect class for learning a new skill and a good introduction to the ruler. I know it's really early to start thinking about it: But this table topper would be great in Christmas colors. I'm just saying..... Coming this summer, look for additional quilts using both the SideKick and Hex N More rulers!

Sewing Apron with lots of pockets Sat April 30 10:30-4 \$30 Jean Korber

You've seen Jean and her sewing apron that she wears during classes? One with all sorts of pockets for all the things you need to keep handy when you're sewing? Well, she's not teaching that apron (she'll you how she does it, though, in class). But she is teaching a similar apron pattern, with lots of pockets. You may even get the entire apron made in class! And think what fun gifts aprons would be for Christmas! It's not too early to get started!

Spiderweb Quilt April 9 (1-4) and 23 10:30-4 \$35 Barb Boyer

This quilt incorporates strip piecing/panel sewing and 60 degree triangles. You will need a 60 degree triangle ruler (8 or 10 inch is the most useful size, but if you have the 12" which is used in Triangle Frenzy quilts, it will work just fine). You will also need lots of 2" scraps. I suggest cutting all your strips (or a bunch of them) prior to class. Most useful is 2" X 42", but shorter strips can also be used. Best colors are medium and dark—scrappy is fun! The first class is sewing & cutting the blocks. The second class is sewing the rows together: new skill learned is how to make the seams all meet properly!



Nolting Quilting Machines



Nolting Longarm Machines

Nolting has 5 main machines, each with different reaches: from 17" to 30" depending on the machine. They are sold with or without a frame, but after I saw & helped set up one of the steel frames this week, I recommend buying the frame. All machines, except for the Standard--the most economical machine-- have a stitch regulator. I recommend a stitch regulator. All machines can be equipped with a computer and there are a couple of different ones to choose from. In addition, you can get an extended table base so that you can use rulers, you can get larger bobbins on some of the models and on the frames you can get hydraulic lifts to raise and lower the tables. In the coming weeks, I will print out more information on each model.

The best entry level machine is the Fun Quilter. It comes in 17", 20" & 23" reach. It comes with the Intellistitch Equalizer stitch regulator, standard speed control, needle up/down, and fixed handles in the front & rear. This machine can also be equipped with a computer.

The Pro Machine has the Intellistitch Turbo stitch regulator, single stitch option, standard speed control, needle up/down and customizable handles in the front & rear. The Pro Machine comes in 20", 24" and 30" reach with 10-12" of inside height. There are easy dials on the front to set stitch length and other options. This machine can also be equipped with a computer.

The NV Machine is the newest in the fleet of Nolting machines. This machine has a touch screen with programmable stitch regulation. You can stitch in 4 different stitch modes plus single stitch and needle up/down. It also has an adjustable brightness LED work light. This machine can also be equipped with a computer.

Normal Shop Hours:
Monday-Saturday 10-6
Sunday 1-5
Closed first Sunday of month (and some holidays)
New Hours for Standard Time (starting Nov 7-March 13)
Monday-Saturday 10-5, closed Sundays unless a class is scheduled. Then we're open 1-5.
Check the schedule.

Join the fun and come feel the difference of quality fabrics.

Happy quilting!

Sincerely, Barbara Boyer
Around the Block
307-433-9555
www.aroundtheblockquilts.com

