



**June 10, 2022**

“So you’re telling me that when you are out alien watching, the aliens you’re looking for might not be friendly?” Becca asked. “Why would anyone go looking for hostiles?”

“I never said the aliens were friendly or hostile,” I told her. “And while I’m sure they exist, I’m not sure I’ll ever see one in my lifetime.”

“Then why look?” Becca queried. That was actually a good question, which is weird because Becca isn’t all that astute. Becca, for those of you new to this post, is my mini Australian Shepherd. Oh...and she is opinionated, has her own credit card (don’t ask, just go with it) and likes to be called Queen. She even has a flag and a flag pole for it.

“Because you never know what you might see,” I said. “And it’s not my opinion that the alien worlds out there would be hostile to us. It’s Alberto Caballero’s opinion. He’s done a mathematical calculation of the probabilities of alien life being hostile vs friendly.”

“And his conclusion?”

“Maybe 4 worlds in millions,” I said.

“So probably no Klingons or Romulans, or evil Sith Lords, or off world Vikings?”

“Probably not. And he thinks we don’t have to worry about any of this for more than 250 years.”

“Then why...” Becca just looked baffled.

And that was my reaction when I saw the article about new research showing that evil alien civilizations probably exist out there. And while that makes a certain amount of sense, I know our world has been pushing info into outer space for decades, searching for first contact and the general tenor of those messages are we’re a peaceful group. Kind of.

So it was interesting to see the story about his study that examined the question: What are the odds that humans could one day contact a hostile alien civilization that's capable of invading our planet? Mr. Caballero decided to look to history, examining how hostile our world has been since man started walking around. Actually he started his look back from 1915. He counted the number of countries that invaded other countries between 1915 and 2022.

Of the world's 195 nations, 51 launched some sort of invasion during that period. The U.S. stands at the top of the pile with 14 invasions. Then he looked at military expenditures and figured the probability of a country invading another based on that country's percentage of the global military spending. U.S. topped the list again, at 38% of the global military spending.

Based on his mathematical calculations he then tried to figure out how probable it was that an alien world would be hostile, based on how likely it was that we would be hostile. Or are hostile. Or have been hostile. His paper attempted to "provide an estimation of the prevalence of hostile extraterrestrial civilizations through an extrapolation of the probability that we, as the human civilization, would attack or invade an inhabited exoplanet," he explained.

More math later, he figured that the odds of us (meaning Earthlings in general) invading another inhabited planet was 0.028%, based on our current state of civilization. And I have no idea what that actually means—maybe we will? But he also said that since we can't do interstellar travel yet, by the time we reach that capability (maybe 260 years in the future), our inclination to invade will go down to a 0.0014% -- meaning we are getting less hostile as we grow up – my words, not his. So maybe we won't?

"Okay, so we probably won't invade another planet any time soon, or if ever," Becca said. "But what if the aliens are ahead of us. How do we know that the aliens will be more like us and less like Klingons?"

I actually was surprised Becca was still around and listening.

"Well, he figures that the closer a civilization gets to stellar travel, the less likely they will be hostile."

"Can he back that up? I mean you're watching animated cartoons from the Star Wars franchise and there is nothing equating advanced technology with kinder gentler aliens," she pointed out.

"Well, he said that the statistics point to less hostility from a civilization that has greater technology, but I think he is just hoping. And he doesn't want to scare people."

"Sci Fi writers do enough of that already," Becca agreed. "So are you still going to watch for aliens at night?"

"Absolutely. You never know. Mr. Caballero thinks there are at least 15,785 alien civilizations out there in the Milky Way. He also said that his model presumes that aliens will have brains like ours and similar values. As he put it, 'I did the paper based only on life as we know it. We don't know the mind of extraterrestrials.'"

"Clearly," Becca said sarcastically.

"He also said that the probability of earth being invaded by a hostile alien civilization is a lot less than the probability of earth being hit by a planet killing asteroid," I said.

"Well that's comforting," Becca said. "But why are we talking about hostile aliens and not about the Queen's birthday?"

"You mean your birthday? I thought you quit counting birthdays when you reached 7? That's what, 49 in dog to human years? And that was a couple of years ago."

"I'm not talking about my birthday, and no I'm still 7. I'm talking about Queen Elizabeth. Did you

know she gets two birthdays? Can I get two birthdays?"

"I thought you didn't even want one birthday," I pointed out. Becca ignored me.

"And did you see that her gold carriage is going to be in the parade and it's going to project a hologram of her from her younger days? Can I get a gold carriage for my birthday? We can project a picture of me without my white muzzle and I can be waving to the joggers passing by."

"How 'bout we just take you in for your annual shots," I told her.


"I gotta go check on the cats," Becca said, and peeled off for the front yard.

Moral of all of this? Don't forget to watch for aliens at night, now that it's warmer at night. And don't forget to check out Queen Elizabeth's 4-day (or more) birthday celebrations. As Becca would say, it's good to be queen. With two birthdays. And a golden carriage.

---

### Mystery finished!

Pattern alert! Did you spot it? Obviously I didn't. The pattern is missing 2 stars in the second row from the bottom. I think my original plan was to not include stars in that row and the second row from the top. But...things happen. So you have a choice: Make 2 more stars, or leave two stars out (the two in the second row from the top. I left out the two stars from the top because I ran out of background fabric. If you leave 2 stars out, you will need to add two 9 1/2" squares.



---

## What's New

From Hoffman. The new shipment of Bucking Horse & Rider fabric is in. It is hard for me to capture the images because these are custom prints. In addition to the BH&R, we've got Big Horn Sheep, Antelope, Barbed Wire, Bull Riders, Grizzly Bears, Wildlife Paws, Buffalo, Cowboy Boots, and Moose -- all in batiks. The three colors below are in the small print. We also have the BH&R in the large print in the cappuccino and dijon colors, plus a bolt in Saddle (dark brown/cream horse and Palomino (brown with goldish horse)



STYLE# P098L-#910 CAPPUCCINO




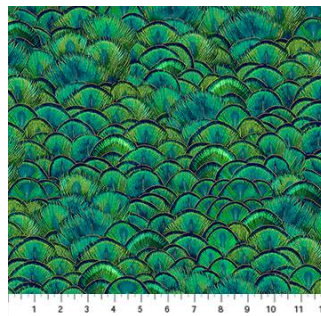
STYLE# P098L-#432 OLIVE








STYLE# P098L-#432 OLIVE

Dijon

Tea Rose



From Northcott



From Northcott








From Riley Blake--Note: These fabrics are bundled in a one yard package. There are 21 pieces, which include 1 each of the six panels. Pictures are representative of what is in the bundle.


**Also have the Elk and Deer panel on the bolt.**





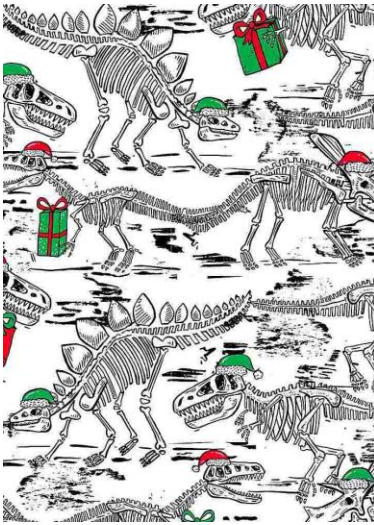


From Northcott











From Timeless Treasures



From Northcott











From Michael Miller





From QT

---

	Monday	Tuesday	Wednesday	Thursday	Friday	Saturday
JUNE			1 Long Arm class 10:30	2 Long Arm Rental Day	3 Retreat with Sue! 10:30-5	4 <b>BOM 10:30</b> Retreat with Sue! 11-5
5 Retreat with Sue! 1-5	6	7 Hand work Club 2-4	8 Knit Pickers' Club 2-4	9 Long Arm Rental Day	10	11 Embroidery Club 10-noon Rulers: Creative Grid flying Geese rulers demo, 1-2 <u>20%</u> of ruler
12 Shop Is now open 1-5! Beginning Quilting 1-4	13	14 Hand work Club 2-4 Full moon	15 Long Arm class 10:30	16 Long Arm Rental Day	17	18 One Block Wonder Panel, sewing & designing 10:30-4

19	20	21	22	23	24	25
Dads' Day Beginning Quilting 1-4 Shop Is now open 1-5!		Hand work Club 2-4	Knit Pickers' Club 2-4	Long Arm Rental Day Make & Take Wool Needle Holder 1-4		Binding by hand and machine 1-4
26	27	28	29	30		
Beginning Quilting 1-4 Shop Is now open 1-5!		Hand work Club 2-4	Long Arm class 10:30	Long Arm Rental Day	Color of the month: blue	

Sunday	Monday	Tuesday	Wednesday	Thursday	Friday	Saturday
	JULY				1	2 BOM 10:30 Take 5 1-5
3 CLOSED	4 CLOSED Independence Day	5 Hand work Club 2-4	6 Long Arm class 10:30	7 Long Arm Rental Day	8	9 Embroidery Club 10-noon Rulers: Creative Grid Flying Geese rulers demo, 1-2 <u>20%</u> of ruler
10 Beginning Quilting 1- 4	11	12 Hand work Club 2-4	13 Knit Pickers' Club 2-4 Full moon	14 Long Arm Rental Day Make & Take: Grocery Tote 1-4	15	16 Patriotic Turning 20 10:30-4

17 Beginning Quilting 1-4	18	19 Hand work Club 2-4	20 Long Arm class 10:30	21 Long Arm Rental Day	22	23 Three Yard Quilts 10:30-4
24 Beginning Quilting 1-4	25	26 Hand work Club 2-4	27 Knit Pickers' Club 2-4	28 Long Arm Rental Day	29	30 Cotton Candy 10:30-4
31 Beginning Quilting 1-4	<b>Color of the month: Christmas</b>					

## June classes

### **Beginning Quilting** 8 weeks \$65 Barb Boyer Starting Sun June 12

This comprehensive 8-week course will introduce to you almost everything you need to know about piecing a quilt top. Along the way you will learn about color, batting, thread, machines and various techniques to give you the skills to make almost any quilt.

#### **Creative Grid Ruler Demo Sat June 11, 1-2 FREE**

**Flying Geese Ruler.** This ruler helps you cut and trim your Geese and gives you 3 different ways to make them! Come to the free demo, learn how to use the ruler, and if you buy the ruler that day, 20% off the cost of the ruler. I will have limited supplies of the rulers in stock, but if I run out, if you pay for the ruler, I will order it in for you.

#### **Machine Applied Binding Sat June 25 1-4 \$35 Barb Boyer**

I will teach you how to cut and sew your binding, and then you will practice on your own project. Homework before class: Make sure you have a small project (40 X 40, but no smaller than 20 X 20) that is quilted and ready for binding. Also bring your chosen binding (you don't have to cut it prior to class). In class you will prepare your binding, then stitch it on. You will learn how to cut & press your binding, how to stitch it on the first side, how to miter the corners, and then how to choose a decorative stitch (or just a straight stitch) to stitch the binding down on the other side. Several different methods of machine applied binding will be discussed and shown.

#### **Make & Take Thurs June 23 1-4 \$40 Barb Boyer Includes kit & pattern**

In June, you will learn to make a **wool holder/notebook for needles, scissors and note pad**. We will provide the kit to make the holder, which will include the wool, trims and matching wool threads for the applique. I will show you easy ways to applique your wool pieces. If you don't want to do it all by hand, bring your machine and put it together either in part or all by machine.

**One Block Wonder Panel 2<sup>st</sup> class Saturday June 18 10:30-4 \$50 Jean Korber**

Back by popular demand! This quilt uses 7 identical panels, 6 of which are cut up into equilateral triangles and pieced around the panel, which is worked into the center, the top, the bottom, the side—you choose! First class is getting your panels cut (class in May). Subsequent class in June for designing and sewing. If you haven't made one of these quilts, now is the time to learn. And an in person class, especially for this quilt, is the way to do it.

## July Classes

**Cotton Candy Sat July 30 10:30-4 \$35 Barb Boyer**

Cotton Candy uses the large SideKick Ruler to cut triangles and diamonds. These are sewn into hexies and then sewn together in rows – no inset seams! Choose a color wheel color scheme or just use scraps. There is a lot of piecing in this quilt, but by chain piecing (and we will show you the easy way to do this) you will get this quilt done in no time. If you want a little bit of a challenge this summer, this is the quilt for you!

**Creative Grid Ruler Demo Sat July 9, 1-2 FREE**

**Stripology Geese Ruler.** With this ruler you get slits at ½ inch intervals, allowing you to cut all sorts of different sized strips. The ruler can also be used to cut squares from your strips. And you can use it to square up blocks, specifically half square and quarter square triangle blocks. Very versatile. Come to the free demo, learn how to use the ruler, and if you buy the ruler that day, 20% off the cost of the ruler. I will have limited supplies of the rulers in stock, but if I run out, if you pay for the ruler, I will order it in for you.

**Make & Take Thurs July 14 1-4 \$30 Barb Boyer Includes kit & pattern**

**Grocery Bag Tote:** We will make an easy and fun grocery tote bag, complete with elastic to roll it up. **SPOILER ALERT: Around the Block will be going bagless this fall.** We are going to move away from offering plastic bags to customers. We will always have some bags, just because and just in case, but we hope you will start bringing in your own reusable bag to this store and others. This grocery tote is approximately the same size and shape as the plastic bags you get at the grocery store. We will provide kits for class; all you need to do is bring your sewing machine.

**Patriotic Turning Twenty July 16, 10:30-4 \$30 Barb Boyer**

We used 20 red, white and blue fabrics for our quilt, but any 20 fabrics will work. Go Western, Wildlife, Sewing, dogs, flowers – they will all work. This Turning 20 has 2 different blocks and uses a partial seam construction, which is easy to do. It's a quick quilt and you will learn a new skill!


**Take Five July 2, 1-5 \$30 Barb Boyer**

It takes 5 minutes to choose 5 fabrics and in 5 hours you have a quilt! Yes, you can do it! It really doesn't take long to find the right fabrics and because the fabrics are stacked on top of each other (only 5 layers) you can cut the pieces you need from each fabric very quickly. I'll show you how to quickly sort your fabrics into the blocks and the a quick & easy chain piecing technique gets your blocks done quickly. It's a fun, easy sew and if you need a quick gift, this is the perfect quilt.

**Three Yard Quilt July 23 \$30 Jean Korber**

The ever popular 3-yard quilt keeps your fabric choices easy and your sewing simple. Choose any quilt from the popular books and we will help you get your cutting and sewing going. You are bound to have most of

this quilt finished by the time you leave! Great for gifts!



## Nolting Quilting Machines

---



## Nolting Longarm Machines

Nolting has 5 main machines, each with different reaches: from 17" to 30" depending on the machine. They are sold with or without a frame, but after I saw & helped set up one of the steel frames this week, I recommend buying the frame. All machines, except for the Standard--the most economical machine-- have a stitch regulator. I recommend a stitch regulator. All machines can be equipped with a computer and there are a couple of different ones to choose from. In addition, you can get an extended table base so that you can use rulers, you can get larger bobbins on some of the models and on the frames you can get hydraulic lifts to raise and lower the tables. In the coming weeks, I will print out more information on each model.

The best entry level machine is the Fun Quilter. It comes in 17", 20" & 23" reach. It comes with the Intellistitch Equalizer stitch regulator, standard speed control, needle up/down, and fixed handles in the front & rear. This machine can also be equipped with a computer.

The Pro Machine has the Intellistitch Turbo stitch regulator, single stitch option, standard speed control, needle up/down and customizable handles in the front & rear. The Pro Machine comes in 20", 24" and 30" reach with 10-12" of inside height. There are easy dials on the front to set stitch length and other options. This machine can also be equipped with a computer.

The NV Machine is the newest in the fleet of Nolting machines. This machine has a touch screen with progra

mmable stitch regulation. You can stitch in 4 different stitch modes plus single stitch and needleup/down. It also has an adjustable brightness LED work light. This machine can also be equipped with a computer.

---

Normal Shop Hours:  
**Monday-Saturday 10-6**  
**Sunday 1-5**

**Closed first Sunday of month (and some holidays)**

**New Hours for Winter Time (starting Nov 7-May 22)**

**Monday-Saturday 10-5, closed Sundays unless a class is scheduled. Then we're open 1-5.**

**Check the schedule.**

Join the fun and come feel the difference of quality fabrics.

Happy quilting!

Sincerely, Barbara Boyer  
Around the Block  
307-433-9555  
[www.aroundtheblockquilts.com](http://www.aroundtheblockquilts.com)

