



July 29, 2022

Well, not to my surprise, I apparently installed a swimming pool for guest dogs. Mine won't touch it. But the guest dogs that stayed the weekend liked it. At least one of them. So now it sits in the yard, a giant birdbath or a huge water bowl. Or as Becca likes to put it, something for the cats....

In other news, you know it's Frontier Days because McDonalds jacks their prices up. The last time it was about a quarter. They must have thought that was successful because now the same meal is about a dollar more. I could be wrong, but I haven't been back to check.

You also know it's Frontier Days because the flies are back and the (welcome) monsoon rains are back. You can always tell who the locals are when heading to night shows. They carry blankets, down coats and are wearing jeans. Tourists are in shorts and short sleeved shirts.

Bad news for Halloween: Candy may be in short supply. Nestles is reporting both ingredient shortages and price hikes. Suggestion: Stock up now.

Good news: You probably won't get hit by a falling Chinese Rocket. Although I think your chances of getting crushed by the rocket are better than winning the Mega Ball Lottery. Both are scheduled to occur this weekend. The rocket weighs 23 tons and because earth has such big oceans, the likelihood of the rocket landing on dirt is slim to none. But....nobody knows. Which is scary given all the scientific brains logged onto this problem.

Bad news: Brad Pitt sporting a brown linen skirt and mauve linen top at a red carpet event. To complete the ensemble, he wore combat boots. The big take away from this outfit is ... it was wrinkled. You just can't look sharp in linen during the summer.

Good news: Former child actor Vanessa Hudgens hit the beach in Italy, showing off her tattoos. Bad news: I have no idea who she is....

Bad news: Pop star Shakira is facing up to 8 years in jail in France for tax fraud. The good news: I have heard of her.

And finally in the good news/bad news department: The Delta Aquariids meteor shower starts tonight. The show isn't as good as the Perseids later in August, but tonight the moon won't be up so the skies will be dark. Bad news is the show is better on the other side of the equator but presumably you will still see some here and all you have to do is look up once it gets dark. Let's hope the skies are clear.

Home for the Holidays Christmas Quilt

84" X 101"

The Holiday Cheer quilt is undergoing a few revisions. Don't worry – fabric requirements are the same for the big quilt, but we have cut two different kits, one with cowboy boots and one with gnomes, that are smaller, so I have different cutting charts for these quilts. Plus I have labeled the pieces a little differently so that you will know how much fabric for each pattern piece, in case you want to change or add colors when you are picking out fabrics. Plus I have changed the pattern to accommodate directional prints, like the gnomes. Plus I have figured out basic fabric requirements for a queen/king sized quilt. Whew!



I have a couple of pattern corrections, one for the size of the setting triangle and a couple others for number of pieces to cut—for the different sizes of quilts. I am working on getting everything labeled. As soon as those additions are in the pattern, I will post it in the newsletter.

AND POSTPONED: The Kaleidoscope quilt in August will be postponed until the fall. The fabric will not be in until late August (hoping).

Since the Kaleidoscope class is postponed, I decided to put the Holiday Cheer quilt on the schedule for August 20, 10:30-4. **CLASS IS FREE IF YOU BUY THE KIT OR CURRENT FABRIC FROM THE STORE FOR THIS QUILT. OTHERWISE CLASS IS \$35.** Because this quilt has both grown and changed over the course of its existence, I decided a class in how to put this one together might be helpful. The directional fabric pattern (gnomes) has a little different construction you don't normally see, and because the setting triangles on both quilts are pieced, I will demonstrate how make these tricky little blocks. Just think—you can get a good jump start on your Christmas quilting.

REMEMBER: Christmas is the color of the month and there are only 3 days left for this sale. Christmas will not go on sale again until the end of the year sale at the end of December.

ALSO REMEMBER: The pattern link below is for the pattern. There will be some minor changes to the pattern that I will get out soon but the fabric requirements for the 84" X 101" quilt are good. I have the fabric requirements for all other sizes at the shop and can help you get the right amounts for your chosen quilt.



[Home for the Holidays Quilt](#)



What's New





Northcott: Soar **WE HAVE
KITS!**

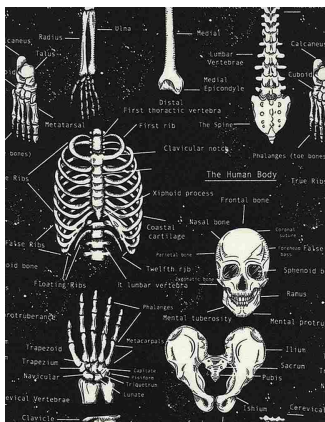






From Studio E




From Clothworks







Timeless: The 2 black/skeleton fabrics glow in the dark





From Dear Stella

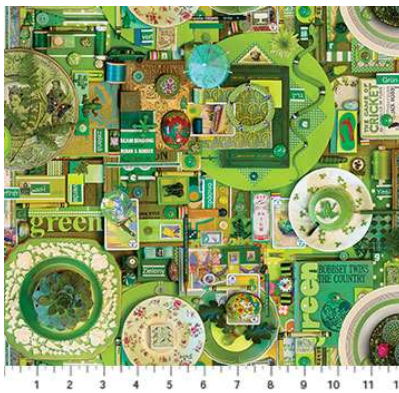


From Northcott







Also have the Elk and Deer panel on the bolt.




From Northcott







SELVAGE



From Timeless Treasures



July Classes (sorry about the small July calendar--it's a chore to get it in correctly & I accidentally deleted it last week)

Cotton Candy Sat July 30 10:30-4 \$35 Barb Boyer

Cotton Candy uses the large SideKick Ruler to cut triangles and diamonds. These are sewn into hexies and then sewn together in rows – no inset seams! Choose a color wheel color scheme or just use scraps. There is a lot of piecing in this quilt, but by chain piecing (and we will show you the easy way to do this) you will get this quilt done in no time. If you want a little bit of a challenge this summer, this is the quilt for you!

August Classes

Creative Grid Ruler Demo Sat August 13, 1-2 FREE

The third ruler in August is the **Curvy Log Cabin ruler**. By cutting logs at different widths, you can create the illusion of curves and this ruler shows you how. We'll have some cute table runner patterns (mainly holiday) to go with. . Come to the free demo, learn how to use the ruler, and if you buy the ruler that day, 20% off the cost of the ruler. I will have limited supplies of the rulers in stock, but if I run out, if you pay for the ruler, I will order it in for you.

POSTPONED. THE FABRIC WON'T BE IN. CLASS WILL BE RESCHEDULED IN THE FALL. Kaleidoscope Ruler Quilt August 20 10:30-4 \$35 Barb Boyer

This quilt is from In the Beginning fabrics, although most any 10" wide border stripe would work. You cut 8 identical pieces (similar to One Block Wonder and Stack & Whack) using the kaleidoscope ruler. Full sized blocks are used in the center and half blocks for the setting triangles. It looks harder than it is. Only two fabrics are used for this quilt. If you want a kit, please sign up early (as soon as the fabric arrives) as we will have limited supplies.

INSTEAD: HOLIDAY CHEER QUILT AUG 20-10:30-4 CLASS IS FREE IF YOU BUY THE KIT OR CURRENT FABRIC FROM THE STORE FOR THIS QUILT. OTHERWISE CLASS IS \$35

Because this quilt has both grown and changed over the course of its existence, I decided a class in how to put this one together might be helpful. The directional fabric pattern (gnomes) has a little different construction you don't normally see. And because on both quilts the setting triangles are pieced, I will demonstrate how make these tricky little blocks.


Make & Take Sat Aug 27, 10:30-3 \$30 Jean Korber includes pattern NEW INFO

Fabric Bowl: We will make a fabric bowl -- not designed for microwave, although you probably could use it there. It's a bowl for you to put things in, like yarn, apples, mail....you know, all those collectible things on the counter. You will need your sewing machine. You will need 2 1/2" strips, clothesline, wonder clips and some glue. We are NOT kitting this one because most of you have extra 2 1/2" strip sets lying around. We have all of the other parts at the store.

July 2022

Sunday	Monday	Tuesday	Wednesday	Thursday	Friday	Saturday
						1 BOM 10:30 Market Tote Bag 1-5
2 CLOSED	3 CLOSED Independence Day	4 Hand work Club 2-4	5 Long Arm class 10:30	6 Long Arm Rental Day	7	8 Embroidery Club 10-noon Rulers: Creative Grid Strip rulers Demo 1-2 20% off ruler
9 Beginning Quilting 1-4 Shop is now open 1-5!	10	11 Hand work Club 2-4	12 Knit Pickers' Club 2-4 Full moon	13 Long Arm Rental Day	14	15 Patriotic Turning 20 10:30-4
16 Beginning Quilting 1-4 Shop is now open 1-5!	17	18 Hand work Club 2-4	19 Long Arm class 10:30	20 Long Arm Rental Day	21	22 Three Yard Quilts 10:30-4
23 Beginning Quilting 1-4 Shop is now open 1-5!	24	25 Hand work Club 2-4	26 Knit Pickers' Club 2-4	27 Long Arm Rental Day	28	29 Cotton Candy 10:30-4
30 Beginning Quilting 1-4 Shop is now open 1-5!	31 Color of the month: Christmas					

Sunday	Monday	Tuesday	Wednesday	Thursday	Friday	Saturday
August	1	2 Hand work Club 2-4	3 Long Arm class 10:30	4 Long Arm Rental Day	5	6 BOM 10:30
7 CLOSED	8	9 Hand work Club 2-4	10 Knit Pickers' Club 2-4	11 Long Arm Rental Day Full moon	12	13 Embroidery Club 10-noon Rulers: Creative Grid Curvy Ruler demo 1-2 20% of ruler
14 Beginning Quilting 1-4	15	16 Hand work Club 2-4	17 Long Arm class 10:30	18 Long Arm Rental Day	19	20 Kaleidoscope Ruler Quilt 10:30-4
21	22	23 Hand work Club 2-4	24 Knit Pickers' Club 2-4	25 Long Arm Rental Day	26	27
28	29	30 Hand work Club 2-4	31	Color of the month: blacks		



Nolting Quilting Machines



Nolting Longarm Machines

Nolting has 5 main machines, each with different reaches: from 17" to 30" depending on the machine. They are sold with or without a frame, but after I saw & helped set up one of the steel frames this week, I recommend buying the frame. All machines, except for the Standard--the most economical machine-- have a stitch regulator. I recommend a stitch regulator. All machines can be equipped with a computer and there are a couple of different ones to choose from. In addition, you can get an extended table base so that you can use rulers, you can get larger bobbins on some of the models and on the frames you can get hydraulic lifts to raise and lower the tables. In the coming weeks, I will print out more information on each model.

The best entry level machine is the Fun Quilter. It comes in 17", 20" & 23" reach. It comes with the Intellistitch Equalizer stitch regulator, standard speed control, needle up/down, and fixed handles in the front & rear. This machine can also be equipped with a computer.

The Pro Machine has the Intellistitch Turbo stitch regulator, single stitch option, standard speed control, needle up/down and customizable handles in the front & rear. The Pro Machine comes in 20", 24" and 30" reach with 10-12" of inside height. There are easy dials on the front to set stitch length and other options. This machine can also be equipped with a computer.

The NV Machine is the newest in the fleet of Nolting machines. This machine has a touch screen with programmable stitch regulation. You can stitch in 4 different stitch modes plus single stitch and needleup/down. It also has an adjustable brightness LED work light. This machine can also be equipped with a computer.

Normal Shop Hours:
Monday-Saturday 10-6
Sunday 1-5

Closed first Sunday of month (and some holidays)

New Hours for Winter Time (starting Nov 7-May 22)

Monday-Saturday 10-5, closed Sundays unless a class is scheduled. Then we're open 1-5. Check the schedule.

Join the fun and come feel the difference of quality fabrics.

Happy quilting!

Sincerely, Barbara Boyer

Around the Block

307-433-9555

www.aroundtheblockquilts.com