



July 15, 2022

We learn a lot about a lot of things by watching television and movies, going to live theater, reading books and listening to music. Not all of the info is helpful, but sometimes life lessons can be illustrated in such a way that it provides a bit of inspiration.

Sometimes we really don't need the reminders.

For example, in horror movies you always know that you don't go down the creepy basement stairs. Especially when the lights don't work. That's a given, but the characters in the show have never learned that lesson and horror shows are full of these lessons gone unheeded.

My favorite horror movie is *Trilogy of Terror* and one of the segments involved Karen Black coming home from a shopping spree where she bought a wooden fetish aboriginal styled doll with pointy sharp teeth and a spear. Now the first lesson learned is: Never buy a wooden doll with sharp teeth.

Anyway, there's a piece of paper with the doll that claims the doll houses the actual spirit of a Zuni hunter named "He Who Kills." Okay. Second life lesson: Never buy a doll with pointy teeth and a spear that's named "He Who Kills." I'm just saying.

So this doll has a gold chain around its neck that supposedly keeps the mean hunter spirit trapped in the doll. You know where this is going. So when Karen calls her mom to tell her she's home, it becomes clear that mom is kind of overbearing. Mom wants her to come over but Karen lies and says she has a date. Karen hangs up, leaves the room and the camera zooms in on the doll---and the gold chain is gone.

Later, while making dinner Karen discovers the doll is missing. Next life lesson, not learned by Karen: Leave the house. Grab your wallet and go. But no, she starts searching for the doll. She gets back to the kitchen and discovers the knife she was using for chopping isyou got it. Gone. So of course she continues to hunt for the doll. And naturally the doll starts attacking her, slashing up and down with the knife, grinning all the way.

After Karen manages to escape a couple of the attacks, she scoops up the doll and locks it in a suitcase. Remember, the doll carries a spear. And probably the kitchen knife. The doll just begins to saw open a round hole in the leather suitcase, but enterprising Karen stabs at it and forces it back into the suitcase.

So here is where the next life lesson comes into play. Everything goes quiet. Clearly the doll is dead. So the woman opens the suitcase, and you got it. The little doll jumps out and starts stabbing. Lesson not learned: Don't open the suitcase. But eventually Karen throws the doll into the oven, turns it on and watches as the doll, screaming all the way of course, burn up.

And....wait for it....Karen opens the oven door. Never, never do this. You'd think she'd have learned her lesson after opening the suitcase. But nooooo. You never open the oven door after burning up the evil little doll with sharp teeth and a spear. And a kitchen knife. So naturally, the doll leaps out of the oven and onto her face.

Next scene. Karen is calling her mother to tell her that she cancelled her date and that she would love to have mom come for dinner. Then the camera pulls back and you see Karen, squatting on her haunches and bouncing up and down, big knife in her hand making stabbing motions with each bounce. And then Karen smiles. Great big sharp pointed teeth.

Great life lessons in this short movie. And always ones that are never learned by the character. One of things I liked about the movie *Halloween*, is that when Jamie Curtis is hiding in the closet from Michael, she is doing something proactive to save her life. She is bending a clothes hanger into a weapon. She's not just scrunched into the corner cowering, waiting for Michael to find her and kill her. Smart woman. And back then (1978) we didn't have many smart woman characters.

Other lessons: Always be sure to bring your saw when you go Christmas tree cutting. From Christmas Vacation. Also, never put your Christmas tree in a bucket of water and leave it outside when it's 40 below. Otherwise, when you haul it home, you'll be hauling the tree and the 5 gallon bucket on top of your car down the interstate. And no, I didn't get pictures.

When there is a meteor (hurricane, tornado) about to demolish the earth, there is only one scientist sounding the warning, and the one military guy in charge, doesn't believe him. And don't get me started on the Sharknado films, of which I watched about 15 minutes because it was so incredibly dumb. A cyclone picks up sharks and then hurls them at people on land. Or in space. Somehow these sharks don't need water to live.

And finally, these lessons are based on the Jurassic Park collection of movies, from the first to the last:

1. Don't build a dinosaur park.
2. Don't try to build a second dinosaur park.
3. Don't take an aerial tour of an abandoned dinosaur park.
4. Don't engineer bigger dinos, and then create a new park, and invite lots of families to the park.
5. Don't build your dinosaur sanctuary park on top of a volcano. And, if you do, build better cages.
6. Finally, don't hire Elon Musk to head up the dino sanctuary in a remote part of the world.



Be sure to watch for the International Space Station fly by, now that the weather is warm enough to go outside at night. It tends to fly by the big dipper, takes about 3-4 minutes, it's huge, shiny and rectangular, and it moves fast. Use an app, like Star Walk, to help you find out when the next pass is. You can't miss it.



What's New






Northcott: Soar

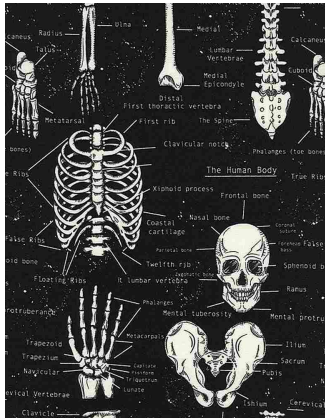





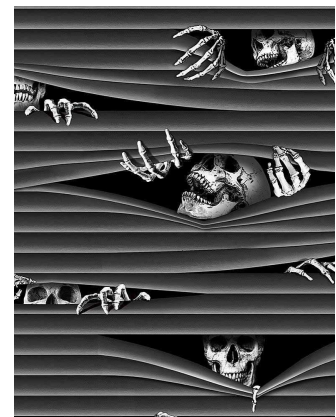
From Studio E




From Clothworks



Timeless: The 2 black/skeleton fabrics glow in the dark





From Dear Stella

From Hoffman. The new shipment of Bucking Horse & Rider fabric is in. It is hard for me to capture the images because these are custom prints. In addition to the BH&R, we've got Big Horn Sheep, Antelope, Barbed Wire, Bull Riders, Grizzly Bears, Wildlife Paws, Buffalo, Cowboy Boots, and Moose -- all in batiks. The three colors below are in the small print. We also have the BH&R in the large print in the cappuccino and dijon colors, plus a bolt in Saddle (dark brown/cream horse and Palomino (brown with goldfish horse)



STYLER PINK WINE CAPPUCINO





STYLER PINK WINE DIJON

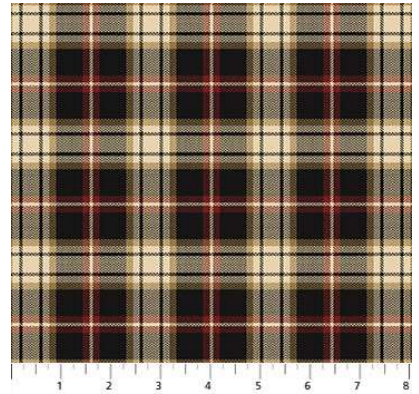



STYLER PINK WINE TEA ROSE

Dijon

Tea Rose





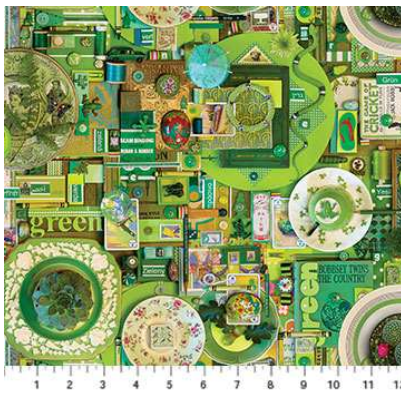
From Northcott







From Riley Blake--Note: These fabrics are bundled in a one yard package. There are 21 pieces, which include 1 each of the six panels. Pictures are representative of what is in the bundle. THERE ARE 15 DIFFERENT FABRICS, PLUS THE 6 PANELS IN THE PACKAGE.

WE HAVE ONLY ONE COLLECTION LEFT AND 2 BUNDLES OF FAT QUARTERS.


Also have the Elk and Deer panel on the bolt.



From Northcott



From Timeless Treasures



July Classes (sorry about the small July calendar--it's a chore to get it in correctly)

Cotton Candy Sat July 30 10:30-4 \$35 Barb Boyer

Cotton Candy uses the large SideKick Ruler to cut triangles and diamonds. These are sewn into hexies and then sewn together in rows – no inset seams! Choose a color wheel color scheme or just use scraps. There is a lot of piecing in this quilt, but by chain piecing (and we will show you the easy way to do this) you will get this quilt done in no time. If you want a little bit of a challenge this summer, this is the quilt for you!

Creative Grid Ruler Demo Sat July 9, 1-2 FREE

Stripology Geese Ruler. With this ruler you get slits at $\frac{1}{2}$ inch intervals, allowing you to cut all sorts of different sized strips. The ruler can also be used to cut squares from your strips. And you can use it to square up blocks, specifically half square and quarter square triangle blocks. Very versatile. Come to the free demo, learn how to use the ruler, and if you buy the ruler that day, 20% off the cost of the ruler. I will have limited supplies of the rulers in stock, but if I run out, if you pay for the ruler, I will order it in for you.

Make & Take Thurs July 14 1-4 \$30 Barb Boyer Includes kit & pattern

Grocery Bag Tote: We will make an easy and fun grocery tote bag, complete with elastic to roll it up. **SPOILER**

ALERT: Around the Block will be going bagless this fall. We are going to move away from offering plastic bags to customers. We will always have some bags, just because and just in case, but we hope you will start bringing in your own reusable bag to this store and others. This grocery tote is approximately the same size and shape as the plastic bags you get at the grocery store. We will provide kits for class; all you need to do is bring your sewing machine.

Patriotic Turning Twenty July 16, 10:30-4 \$30 Barb Boyer

We used 20 red, white and blue fabrics for our quilt, but any 20 fabrics will work. Go Western, Wildlife, Sewing, dogs, flowers – they will all work. This Turning 20 has 2 different blocks and uses a partial seam construction, which is easy to do. It's a quick quilt and you will learn a new skill!

Take Five July 2, 1-5 \$30 Barb Boyer

It takes 5 minutes to choose 5 fabrics and in 5 hours you have a quilt! Yes, you can do it! It really doesn't take long to find the right fabrics and because the fabrics are stacked on top of each other (only 5 layers) you can cut the pieces you need from each fabric very quickly. I'll show you how to quickly sort your fabrics into the blocks and the a quick & easy chain piecing technique gets your blocks done quickly. It's a fun, easy sew and if you need a quick gift, this is the perfect quilt.

Three Yard Quilt July 23 \$30 Jean Korber

The ever popular 3-yard quilt keeps your fabric choices easy and your sewing simple. Choose any quilt from the popular books and we will help you get your cutting and sewing going. You are bound to have most of this quilt finished by the time

you leave! Great for gifts!

August Classes

Creative Grid Ruler Demo Sat August 13, 1-2 FREE

The third ruler in August is the **Curvy Log Cabin ruler**. By cutting logs at different widths, you can create the illusion of curves and this ruler shows you how. We'll have some cute table runner patterns (mainly holiday) to go with. Come to the free demo, learn how to use the ruler, and if you buy the ruler that day, 20% off the cost of the ruler. I will have limited supplies of the rulers in stock, but if I run out, if you pay for the ruler, I will order it in for you.

Kaleidoscope Ruler Quilt August 20 10:30-4 \$35 Barb Boyer


This quilt is from In the Beginning fabrics, although most any 10" wide border stripe would work. You cut 8 identical pieces (similar to One Block Wonder and Stack & Whack) using the kaleidoscope ruler. Full sized blocks are used in the center and half blocks for the setting triangles. It looks harder than it is. Only two fabrics are used for this quilt. If you want a kit, please sign up early (as soon as the fabric arrives) as we will have limited supplies.

Make & Take Sat Aug 27, 10:30-3 \$30 Jean Korber Includes kit & pattern

Fabric Bowl: We will make a fabric bowl, n easy and **fun grocery tote bag**, complete with elastic to roll it up. **SPOILER ALERT: Around the Block will be going bagless this fall.** We are going to move away from offering plastic bags to customers. We will always have some bags, just because and just in case, but we hope you will start bringing in your own reusable bag to this store and others. This grocery tote is approximately the same size and shape as the plastic bags you get at the grocery store. We will provide kits for class; all you need to do is bring your sewing machine.

July 2022						
Sunday	Monday	Tuesday	Wednesday	Thursday	Friday	Saturday
						1 BOM 10:30 Market Tote Bag 1-5
2 CLOSED	3 CLOSED Independence Day	4 Hand work Club 2-4	5 Long Arm class 10:30	6 Long Arm Rental Day	7	8 Embroidery Club 10-noon Rulers: Creative Grid Strip rulers Demo 1-2 20% off ruler
9	10 Beginning Quilting 1-4 Shop Is now open 1-5!	11 Hand work Club 2-4	12 Knit Pickers' Club 2-4 Full moon	13 Long Arm Rental Day	14	15 Patriotic Turning 20 10:30-4
16	17 Beginning Quilting 1-4 Shop Is now open 1-5!	18 Hand work Club 2-4	19 Long Arm class 10:30	20 Long Arm Rental Day	21	22 Three Yard Quilts 10:30-4
23	24 Beginning Quilting 1-4 Shop Is now open 1-5!	25 Hand work Club 2-4	26 Knit Pickers' Club 2-4	27 Long Arm Rental Day	28	29 Cotton Candy 10:30-4
30	31 Beginning Quilting 1-4 Shop Is now open 1-5!	Color of the month: Christmas				

Sunday	Monday	Tuesday	Wednesday	Thursday	Friday	Saturday
August	1	2	3	4	5	6
		Hand work Club 2-4	Long Arm class 10:30	Long Arm Rental Day		BOM 10:30
7	8	9	10	11	12	13
CLOSED		Hand work Club 2-4	Knit Pickers' Club 2-4	Long Arm Rental Day Full moon		Embroidery Club 10-noon Rulers: Creative Grid Curvy Ruler demo 1-2 20% of ruler
14	15	16	17	18	19	20
Beginning Quilting 1-4		Hand work Club 2-4	Long Arm class 10:30	Long Arm Rental Day		Kaleidoscope Ruler Quilt 10:30-4
21	22	23	24	25	26	27
		Hand work Club 2-4	Knit Pickers' Club 2-4	Long Arm Rental Day		
28	29	30	31			
		Hand work Club 2-4		Color of the month: blacks		



Nolting Quilting Machines



Nolting Longarm Machines

Nolting has 5 main machines, each with different reaches: from 17" to 30" depending on the machine. They are sold with or without a frame, but after I saw & helped set up one of the steel frames this week, I recommend buying the frame. All machines, except for the Standard--the most economical machine-- have a stitch regulator. I recommend a stitch regulator. All machines can be equipped with a computer and there are a couple of different ones to choose from. In addition, you can get an extended table base so that you can use rulers, you can get larger bobbins on some of the models and on the frames you can get hydraulic lifts to raise and lower the tables. In the coming weeks, I will print out more information on each model.

The best entry level machine is the Fun Quilter. It comes in 17", 20" & 23" reach. It comes with the Intellistitch Equalizer stitch regulator, standard speed control, needle up/down, and fixed handles in the front & rear. This machine can also be equipped with a computer.

The Pro Machine has the Intellistitch Turbo stitch regulator, single stitch option, standard speed control, needle up/down and customizable handles in the front & rear. The Pro Machine comes in 20", 24" and 30" reach with 10-12" of inside height. There are easy dials on the front to set stitch length and other options. This machine can also be equipped with a computer.

The NV Machine is the newest in the fleet of Nolting machines. This machine has a touch screen with programmable stitch regulation. You can stitch in 4 different stitch modes plus single stitch and needle up/down. It also has an adjustable brightness LED work light. This machine can also be equipped with a computer.

Normal Shop Hours:
Monday-Saturday 10-6
Sunday 1-5

Closed first Sunday of month (and some holidays)
New Hours for Winter Time (starting Nov 7-May 22)

Monday-Saturday 10-5, closed Sundays unless a class is scheduled. Then we're open 1-5. Check the schedule.

Join the fun and come feel the difference of quality fabrics.

Happy quilting!

Sincerely, Barbara Boyer

Around the Block

307-433-9555

www.aroundtheblockquilts.com