



Fall 2022

Fall Schedule

Lots of classes this fall! Not everything made it into the schedule. Some of the basics may be added later, like Machine Applique, Machine Quilting, Paper Piecing, English Paper Piecing and Binding. I'll try to find slots for those, but it may be during the week day.

Also, we are bringing back hand quilting and hand applique after an absence caused by Covid. And we've changed up how we are teaching the classes. The first part of the class (day one) will concentrate on teaching the basic skill: Needle turn applique or the hand quilting stitch. Then second class, which follows in a couple of weeks, will be to apply what you've learned to an actual project. For the Hand Applique project we will be appliqueing a cute wall hanging called Welcome to the North Pole. It is whimsical, has a lot of detail which will challenge your skills, but it is also -- whimsical! It is a perfect project to hone your applique skills and if some of the appliques aren't perfect? It's whimsical!

For the Hand Quilting project you can choose any project/quilt/wall hanging that you have on hand to apply your newly learned hand quilting skills. Don't have a project, you say? Easy. Find a fun panel and practice your hand quilting skills on it. We will help you with not only your stitch but in choosing how to quilt it -- what patterns might be ideal for your project.

Our thinking behind this way of teaching the skills: You can learn how to do the needle turn applique and the hand quilting stitch in one session. But you go home, put it aside because you don't have a project to work on, and in a few weeks, months....you forget. We want you to be able to apply what you've learned immediately. Then, you'll never forget. It's like riding a bicycle.

The fabric for the Kaleidoscope is finally ready to be shipped. I should have that fabric in within the next couple of weeks. If you want a kit, please let me know as soon as you can. We will be cutting kits and when the fabric runs out....that's it. Remember, the main part of that quilt is the border. It takes a lot to do the quilt and we have multiple bolts coming. But it will only go so far.

For those of you who like Krista Moser quilts, we are doing her tree skirt -- which also includes a table runner and placemats in the pattern. We are also teaching the Waterfall quilt and I am looking at bringing in a collection of fabrics to simulate the cascading waterfall effect created in the quilt. When I decide what fabrics I will use, I will let you know. This would be another quilt that if you like the selections, let me know so that I can make a kit for you.

We are also working with the rulers I taught this summer: Flying Geese, Curvy Log Cabin and Strip Ruler. You've got the ruler, so take the class and get a little more instruction and practice in using the rulers.

The schedule is busy every weekend, including a very full beginning quilting class. I'm looking forward to seeing all of your class projects because I know that most of you choose your own path when it comes to colors.

Please look on the calendars above for times and dates. At the bottom is a grouping of pictures of some of the quilts/patterns we're teaching.

Ongoing Classes & Clubs

Block of the Month First Sat of month 10:30-11:15 FREE Barb Boyer

Join at any time. You get a free fat quarter if you come to class with the previous month's completed block. This year the challenge will be Where Are You Going and Where Have You Been? Or This is Your Life. The challenge is to find fabrics that represent your life and your interests: travel, gardening, reading, quilting, where you've lived, family, etc. The some of the blocks will also represent your life: Wyoming and Cheyenne blocks, flowers or baskets – I'll do my best to find blocks that represent some of our mutual interest. The other challenge is to make some of the blocks in both 12" and 6" sizes (don't worry, I'll supply the cutting directions).

Hand Embroidery Club 2nd Sat. of the month, 10-noon FREE Kathy Sconce

If you want to learn to hand embroider or just brush up your technique, join us on the second Saturday of the month from 10 to noon. You can work on your own projects or you can join the project we are doing, which is Snow Women. Each block features a snow woman doing every day chores – or deciding to go sledding instead. Each has a funny saying and all blocks have quilt patterns to embroider within.

Knit Pickers' Club 2nd and 4th Wed of each month, 2-5 Carol Moler

We are changing up the Knit Pickers= Club. We=re going to knit 2 days a month every second and fourth Wednesday, and we=ll start earlier in the day at 2 and go to 5. The Club is open to all skill levels. We want to share what we've learned, find new patterns, and simply just sit and knit. We may work on some felting projects, fingerless mittens, mittens, and socks. By summer, we may extend the knitting time into the evening.

Hand Sewing Club every Tuesday afternoon 2-5

This club is open to everyone. Bring your hand sewing (embroidery, binding, knitting, crochet, etc) and sit & stitch. During covid, we sit 6 feet apart and wear our masks, but at least we can share our projects, get a little stitching done and just enjoy the companionship.

September classes

Beginning Quilting 8 weeks \$65 Barb Boyer Starting Sun Sept 11

This comprehensive 8-week course will introduce to you almost everything you need to know about piecing a quilt top. Along the way you will learn about color, batting, thread, machines and various techniques to give you the skills to make almost any quilt.

Curvy Christmas Tree Sat Sept 17, 10:30-4 \$35 Jean Korber

In June, you will learn to make a **wool holder/notebook for needles, scissors and note pad**. We will provide the kit to make the holder, which will include the wool, trims and matching wool threads for the applique. I will show you easy ways to applique your wool pieces. If you don't want to do it all by hand, bring your machine and put it together either in part or all by machine.

Elk Country Saturday Sept 3 1-5 \$30 Barb Boyer

This quick quilt uses strip piecing for the blocks plus a panel. It's easy to adapt any panel for this quilt. Or you could just make the original quilt, Bear Crossing, by just making blocks. It works up great in batiks, regular cottons and flannel.

Scrappy Flying Geese Sat Sept. 10 1-5 \$30

We will be using the Creative Grid Flying geese ruler to make geese from scraps. The largest "geese" requires squares cut at 5 ¼" for the geese colors, so choose your scraps accordingly. You can make smaller geese and you can make geese of all different sizes – I'll help you design. The ruler let's you make 4 geese at once and you'll be surprised how many geese you can make in just a couple of hours.

Time for Halloween! Sat Sept 24 10:30-4 \$30 Barb Boyer

This Halloween quilt is from the BQ4 pattern. The line of BQ (Big Quilt) patterns from Maple Island Quilts is a great way to showcase fun fabric. The BG4 pattern lends itself to using panels for the larger rectangles. It's handy to have two panels that you can cut up, plus additional fabrics for the squares. Because the sample is done with directional fabrics, I'll show you how to adapt the pattern.

October Classes

Curvy Log Cabin Sat Oct 15 10:30-4 \$35 Jean Korber

We are using the curvy log cabin ruler for a second class (the first was the Christmas tree). This quilt is a more traditional log cabin (meaning it doesn't form a picture, like a tree) but the curves make it unique.

Hand Applique Thurs Oct 13 & Nov. 10 & Dec 8 1-4 \$40 Sandra Freeburg

This class has two parts: First is the introduction to hand applique. Second, you will next use the skills learned to make the wall hanging, Welcome to the North Pole! The quilt pattern is a fun, whimsical quilt, with houses, stars, even Santa Claus and his reindeer. The fun part is choosing all the great fabrics for the whimsical houses.

Drunkard's Path, Rainbow version Sat Oct 8 1-5 \$30 Barb Boyer

We will be using a special template that allows you to cut not only the Drunkard's Path traditional blocks, but also the "rainbow" block that employs an extra curved piece. The sample in the store is done with 3 different blues (light, medium and dark). The quilt is also stunning made with brights, with one side being predominately black + color, and the "rainbow" arc made from scraps. Sewing curves is the skill to be learned here, and it is easier than you think.

Hand Quilting Thurs Oct 20 & Nov. 3 1-4 \$40 Sandra Freeburg

We are doing the hand quilting class in two parts, just like the Hand Applique class. Part one is to teach the hand quilt stitch. The second class will apply what you've learned to an actual project. You can choose a quilt you've already pieced or you can find a fun panel to practice your hand quilting skills.

Kaleidoscope Quilt Sat Oct 22 10:30-4 \$35 Barb Boyer

This quilt is from In the Beginning fabrics, although most any 10" wide border stripe would work. You cut 8 identical pieces (similar to One Block Wonder and Stack & Whack) using the kaleidoscope ruler. Full sized blocks are used in the center and half blocks for the setting triangles. It looks harder than it is. Only two fabrics are used for this quilt. If you want a kit, please sign up early (as soon as the fabric arrives) as we will have limited supplies.

Pieced Baltimore Beauty Sat Oct 1 (and first Sat in Nov and Dec) 1-5 \$40 Barb Boyer

Most Baltimore Beauty quilts are hand appliqued. This quilt is all pieced, using squares, rectangles and 45 flip sewing. Warning: some of the large blocks have many pieces. We will do two blocks a month and continue the class into the spring as needed. Contact me about how to find the book, as it is out of print. I will also provide cutting diagrams for each block. This quilt requires attention to detail, but it is stunning when it is done.

Ribbon Candy Sat Oct 29 10:30-4 \$30 Jean Korber

This Christmas quilt uses 2 ½" precut strips and is pieced om such a way that it resembles the ever popular ribbon candy. We will be cutting our own strip sets for this quilt, so if you are interested in our selection of fabrics, be sure to grab a set because the "kits" will be limited. You can also make the quilt from any 2 ½" strip set.

November Classes**Tree Skirt by Krista Moser Nov 19 10:30-4 \$35 Jean Korber**

For the Krista Moser fans, and especially if you already have the ruler, why not make this great tree skirt. The tree skirt can double as a table topper, and the pattern also includes placemats and a table runner. The pattern shows using black, white & grays for the main part of the tree skirt (the trees are done in greens), but you could make it in other "buffalo check" colors, from green & black, red & black, or assorted Christmas prints.

Triangle Frenzy Sat Nov 12 1-5 \$30 Barb Boyer

We've been putting the Triangle Frenzy quilt table runner on the schedule for several years now because it is so popular. It is the perfect table runner and it uses the great 10" wide border stipe fabrics. You need a 12" 60 degree triangle ruler and 1-1 ½ yards of a border stripe. These table runners are quick to make and are great gifst for the holidays.

December Classes

Letters to Santa Sat Dec 10 1-5 \$30 Barb Boyer

Kids put out cookies and carrots for Santa and his reindeer on Christmas Eve. This little pieced "mug rug" has a pocket for Sant's letter and a space on the side for the cookies, milk and carrots. It's quick to piece and is a perfect gift for the child in your family. The pattern calls for embroidery as well, but a flair tipped pen works just as well.

Waterfall Sat Dec 17 10:30-4 \$35 Jean Korber

The Waterfall pattern is a cascading colored quilt block, using 7 different fabrics from light to dark made in a half log cabin styled block. You can make the quilt using one color family (pattern is shown in blue) or you can make it in various colors, cascading from light to dark in each color family. I hope to be able to bring in at least one fabric group that uses 7 different colors in one color family. Stay tuned.

CLUBS

HAND EMBROIDERY CLUBBFREE!

If you want to learn to hand embroider or just brush up your technique, join us on the second Saturday of the month from 10 to noon. You can work on your own projects or you can join the project we are doing.

Hand Work ClubBFREE!

Every Tuesday afternoon from 2-5, join us to just sit & hand stitch, crochet, bind, or knit group. Bring what you're working on, sit up at the table in front by the window and work on your projects for a while. You can get advice & suggestions from your fellow quilters and share your experiences about your projects.

Knit Pickers' Club FREE!

This is another get-together class to sit & knit, work on our projects, share information and get some help. We will share techniques, suggest patterns, but mainly we'll sit & knit (or pick). Every 2nd & 4th Wednesdays 2-5.

Block of the Month Club FREE!

First Saturday of the Month, 10:30-11:15. Join at any time. You get a free fat quarter if you come to class with the previous month's completed block.

Toad Toters Club

On full moon days (as noted in the calendar) you will get 20% off all purchases (not otherwise discounted) that you can fit in your bag. You must bring your bag to participate.

Full Moon Days: September 10; October 8; November 8; December 7

Discount Policy

We will honor only one discount -- whichever is largest. You can't combine a 10% with a 25% discount to get a 35% discount. On this we can't be bribed.

Color of the Month

September orange; October green; November flannels; December red

September						2022
Sunday	Monday	Tuesday	Wednesday	Thursday	Friday	Saturday
				1 Long Arm Rental Day	2	3 BOM 10:30 Elk Country 1-5 \$30 Finish your quilt sale: 20% off backings, bindings and battings
4	5	6	7	8	9	10
CLOSED	Labor Day	Hand work Club 2-4	Long Arm class 10:30	Long Arm Rental Day		Embroidery Club 10- noon Full moon Scrappy Flying Geese

11 Beginning Quilting 1-4	12	13 Hand work Club 2-4	14 Knit Pickers' Club 2-4	15 Long Arm Rental Day	16	17 Curvy Log Cabin Christmas Tree 10:30-4 \$35
18 Beginning Quilting 1-4	19	20 Hand work Club 2-4	21 Long Arm class 10:30	22 Long Arm Rental Day	23	24 Time for Halloween quilt 10:30-4 <u>\$30</u>
25 Beginning Quilting 1-4	26	27 Hand work Club 2-4	28 Knit Pickers' Club 2-4	29 Long Arm Rental Day	30	Color of the month: orange

October 2022						
Sunday	Monday	Tuesday	Wednesday	Thursday	Friday	Saturday
						1 BOM 10:30 Pieced Baltimore Beauty quilt 1-5 <u>\$40</u> Finish your quilt sale: 20% off backings, bindings and battings
2 Beginning Quilting 1-4	3	4 Hand work Club 2-4	5 Long Arm class 10:30	6 Long Arm Rental Day	7	8 Embroidery Club 10-noon Full moon (observed) Drunkard's Path quilt 1-5 \$30

9 Beginning Quilting 1-4	10	11 Hand work Club 2-4	12 Knit Pickers' Club 2-4	13 Long Arm Rental Day Hand Applique: Welcome to the North Pole 1-4	14	15 Curvy Log Cabin 10:30-4 \$35
16 Beginning Quilting 1-4	17	18 Hand work Club 2-4	19 Long Arm class 10:30	20 Long Arm Rental Day Hand Quilting 1- 4 Part 1	21	22 Kaleidoscope Quilt 10:30-4 <u>\$35</u>
23 Beginning Quilting 1-4	24	25 Hand work Club 2-4	26 Knit Pickers' Club 2-4	27 Long Arm Rental Day	28	29 Ribbon Candy 10:30-4 \$30
30 Beginning Quilting 1-4	31 Halloween	Color of the month: green				

November 2022

Sunday	Monday	Tuesday	Wednesday	Thursday	Friday	Saturday
		1 Hand work Club 2-4	2 Long Arm class 10:30	3 Long Arm Rental Day Hand Quilting 1- 4 Part 2	4	5 BOM 10:30 Pieced Baltimore Beauty quilt 1-5 Finish your quilt sale: 20% off backings, <u>bindings</u> and battings
6 CLOSED	7	8 Hand work Club 2-4 Full moon Veteran's Day	9 Knit Pickers' Club 2-4	10 Long Arm Rental Day Hand Applique: Welcome to the North Pole 1-4	11	12 Embroidery Club 10-noon Triangle Frenzy 1-5 \$25





13 CLOSED	14	15 Hand work Club 2-4	16 Long Arm class 10:30	17 Long Arm Rental Day	18	19 Krista Moser Tree Skirt 10:30- 4 \$35
20 CLOSED	21	22 Hand work Club 2-4	23 Knit Pickers' Club 2-4	24 CLOSED Thanksgiving	25 Black Friday Sale	26 Shop Small Business Sale TBA
27 CLOSED	28	29 Hand work Club 2-4	30	Color of the month: flannels		



December

2022

Sunday	Monday	Tuesday	Wednesday	Thursday	Friday	Saturday
Color of the month: red				1 Long Arm Rental Day	2	3 BOM 10:30 Pieced Baltimore Beauty quilt 1-5 Finish your quilt sale: 20% off backings, bindings and battings
4 CLOSED	5	6 Hand work Club 2-4	7 Long Arm class 10:30 Full moon	8 Long Arm Rental Day Hand Applique: Welcome to the North Pole 1-4 Class 3	9	10 Embroidery Club 10-noon Letters to Santa 1-5 \$30

11 CLOSED	12	13 Hand work Club 2-4	14 Knit Pickers' Club 2-4	15 Long Arm Rental Day	16	17 Waterfall 10:30- 4 <u>\$35</u>
18 CLOSED	19	20 Hand work Club 2-4	21	22	23	24 Close at 2
25 CLOSED	26 CLOSED	27 Hand work Club 2-4	28 Knit Pickers' Club 2-4	29	30 Year End <u>Toter</u> Sale 40% off	31 Year End Sale 40% Off







Join the fun and come feel the difference of quality fabrics.

Happy quilting!

Sincerely, Barbara Boyer

Around the Block

307-433-9555

www.aroundtheblockquilts.com

