

SALE

40% OFF SALE

Customer Appreciation Sale
Toad Toter sale starts Friday
at 10. You need one of my
bags to get in the door. (You
can also buy a bag at the
door.)



The 40% Off Sale continues on
Saturday for everyone.

Hours: Friday 10-5
Saturday 10-2ish



December 30, 2022

2023 Book Reading List

I added 10 books to the list because, well, I could. And because I couldn't figure out which 10 to leave off. I had already whittled the list down from 60 or so.

So the rules of the Reading Challenge: 1) Only one book can go into a category. That's it. It's fun to hunt for new reads from different genres, areas you might not otherwise consider. I will offer ideas for books, but you can also find a title by simply searching for "books with a green cover." Lots of people like these reading challenges and it generates lists. Plus various book sites have their own reading challenges (and I steal some of their ideas) and they create their own lists of suggestions.

1. A book that's published in 2022 The Marriage Portrait by Maggie O'Farrell
2. A book you wish you could read for the first time, again South by Java Head by Alister McClean; 'Round the Bend by Nevillie Shute; Great Expectations by Charles Dickens; A Prayer for Owen Meany by John Irving;
3. A book that you really don't want to read
4. A book with a three word title The Magic Mountain by Thomas Mann
5. A book whose title starts with a Q, X or Z
6. A book set somewhere you would like to visit in the next 3 years
7. An historical murder mystery book, set prior to 1930
8. A book translated into English
9. A book about an alternate historical reality
10. A book about animals gone wild
11. A book paired with a movie or tv show: same subject or idea, but not the same plot. Meaning, not a book adapted for a tv or movie. The Terror by Dan Simmons; Moon of the Crusted Snow by Waubgeshig Rice
12. A book about a locked room mystery The Hunting Party by Lucy Foley; The Sanatorium by Sarah Pearse
13. A book that has the same title as a song
14. A book set in multiple countries
15. A book recommended by a blogger, vlogger, podcast or online book club
16. A book with a knife on the cover
17. A book with a green cover Murder on the Christmas Express by Alexandra Benedict
18. A book you can read in one setting
19. A book with an upside down image on the cover
20. A book with only words on the cover
21. A book that features two languages
22. A book set in Japan
23. A banned book
24. A book that takes place during your favorite holiday
25. A book by Agatha Christie
26. A book that's at least 100 years older than you are
27. A book with a protagonist with your profession
28. A book that takes place on an island
29. A book published in the year you were born
30. A book whose author's initials are the same as yours
31. A medical thriller Leech by Hiron Ennes
32. A book borrowed from a Little Library
33. A book that won the Anisfield-Wolf award There There Tommy Orange ; Hidden Figures by Margot Lee Shetterly; Bunk by Kevin Young; The Fortunes by Peter Ho Davies; The Plague of Doves by Louise Erdrich born 1954; Cloudsplitter by Russell Banks
34. A book written by a first time author Lessons in Chemistry, a charming, funny debut novel by Bonnie Garmus about Elizabeth Zott, a chemist in 1960s California who becomes the host of a cooking show and ends up teaching viewers about far more than how to bake a cake; The Poppy War Trilogy Set [The Poppy War; The Dragon Republic & The Burning God]
35. A book published in May
36. A book about sports Beartown by Fredrik Backman,

37. A book that takes place all in one day
 38. An historical fiction book Shrines of Gaiety by Kate Atkinson,
 39. A horror story set during winter The Winter People by Jennifer McMahon; The Winter Ghosts by Kate Mosse
 40. A book about a vacation
-


Mystery Quilt at Christmas

Part II!

Don't kill the messenger here. Part II is a pieced 6" finished border. There are 56 blocks. But...you can choose which blocks you want to use AND if you don't want to make that many, you can improvise. You have many options.

Stay tuned. There is a Part III!

Part II




Prism Collection from In the Beginning Fabrics Coming in late February!

We are bringing in the entire collection and kitting for two different quilts. One is a Sampler Block, styled as a block of the month. The other is a strip quilt made with 2 ½" strips.

The Sampler quilt has 10 different blocks and you make 2 blocks from the same pattern. We may put this quilt on the schedule as a block of the month (not the free block of the month, which will continue to be on the first Saturday of the month). The strip pieced quilt we will put on the schedule, sometime in late March or April.



Kits for both quilts will be limited. Cost for the strip quilt (top only) will be approximately \$100. Cost of the sampler quilt (top only) will be approximately \$275. At this time I am taking preorders for both quilts. If you are interested, a down payment of \$100 for the sampler quilt and \$50 for the strip quilt will guarantee you a kit.

I am taking these preorders now, because if I have more interest than I have kits (like I said, right now kits are limited based on how much fabric I ordered), I can reorder more bolts. But I need to know quickly.



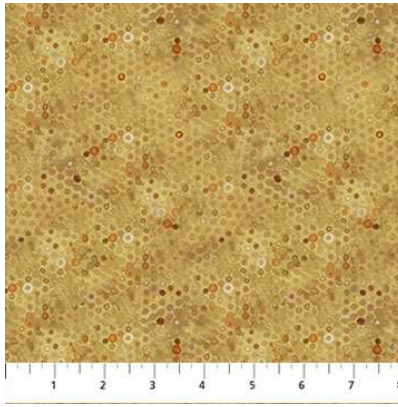




These are the two quilts.


What's New




Northcott




Art Gallery




Henry Glass and Studio E



When Free Spirit fabrics was dropped by Coats & Clark, the designers split up, many finding new homes. One result is RB Studios, started by Tina Givens which now houses designers like Jennifer Paganelli, and Yuliya, who does this collection called Love Confessions. These are gorgeous.





From this same collection, we have Kwik Kits: Pre cut and ready to sew! YES! PRECUT

Spring Newsletter

Please look on the calendars above for times and dates.

Ongoing Classes & Clubs

Block of the Month First Sat of month 10:30-11:15 FREE Barb Boyer

Join at any time. You get a free fat quarter if you come to class with the previous month's completed block. This year the challenge will be Starry Skies. Challenge #1 is to use at least 25 different fabrics in the quilt – should be easy. Challenge #2 is to choose backgrounds for the blocks that aren't the typical cream/white neutrals that we generally use. Instead, we will mix it up a bit, using both traditional backgrounds for some blocks, and then choosing "colors" in both light and dark fabrics for other blocks.

Hand Embroidery Club 2nd Sat. of the month, 10-noon FREE Kathy Sconce

If you want to learn to hand embroider or just brush up your technique, join us on the second Saturday of the month from 10 to noon. You can work on your own projects or you can join the project we are doing, which is Garden Belles. Each block features a lady in vintage costume, in the garden, or similar outdoor setting. These are old fashioned ladies in dresses, which offer all sorts of stitchery creativity.

Knit Pickers' Club 2nd and 4th Wed of each month, 2-5 Carol Moler

Come join our Knit Pickers' Club. We knit 2 days a month every second and fourth Wednesday, from 2-5. The Club is open to all skill levels and, despite the name, includes crocheters as well. We want to share what we've learned, find new patterns, and simply just sit and knit. We may work on some felting projects, fingerless mittens, mittens, and socks. We can even help you get started—teach you the basics.

Hand Sewing Club every Tuesday afternoon 2-5

This club is open to everyone. Bring your hand sewing (embroidery, binding, knitting, crochet, etc) and sit & stitch.

Third Monday (usually) Open Sews 10-4 \$10

The classroom is now open on the third (usually, check calendar) each month for open sewing. There is a charge for the use of the space, but you will have access to the flannel boards, all the cutting tables, AccuCutter, fabric (of course) and help, if you need it. I chose the 3rd Monday because in January & February, that day is a holiday. If I get enough interest, we can look at having other open sew days.

January classes

Pieced Baltimore Beauty first Sat in Jan-Mar ongoing

Machine Applied Binding Sat Jan 14, 1-4 \$40 Barb Boyer

This is hands on class. You will need a small project (10" to 40", table runner, small wall nagging, place mat, etc) that is quilted and ready for binding. In class I will show you how to cut your binding, press it, and stitch it down. We will discuss hand applied binding as well and cover cutting and sewing bias binding. In class you will cut your binding (so you will need fabric for your binding, but do not cut ahead of time), stitch it to your project, miter your corners and then stitch it down by machine on the other side, using decorative stitches.

Exploding Hearts Saturday January 23, 10:30-4 \$35 Jean Korber

Ready for Valentines and Spring? This advanced beginner quilt will show you a different way to handle half square triangles that's fast and requires little to no squaring up! The quilt is fat quarter friendly and is a large throw size, 72" X 72" – but you can make it larger by adding borders. Check out images on the internet for all sorts of color options.

Quilt #1, How They Shine: Fat Quarter Favorite Quilts Sat Jan. 28 10:30-4 Jean Korber & Barb Boyer \$35 (or \$120 for all 6 quilts)

We are doing 6 quilts from the same book, called Fat Quarter Favorites. This is a book you can only get on line from shopmartingale.com (very last page of the ebooks section) or by buying used from various used sellers. We are offering 6 different quilts, one a month, on the fourth Saturday of each month. You can pick and choose which quilts you want to do at \$35/class or choose to do all 6 for \$120, a bargain. Each class will offer a special skill, ruler or technique. The first quilt, How They Shine, is a deceptively easy block to make, but a tricky block to get lined up properly. We'll show you how. It uses 20 fat quarters plus a background.

February Classes

Beginning Quilting 8 weeks \$65 Barb Boyer Starting Sun February 5

This comprehensive 8-week course will introduce to you almost everything you need to know about piecing a quilt top. Along the way you will learn about color, batting, thread, machines and various techniques to give you the skills to make almost any quilt.

English Paper Piecing Sat February 11, 1-4 \$35 Barb Boyer

We will start with a small project to get you started on the technique. English paper-piecing is a

method of piecing by hand. Essentially, you work with paper templates, baste the fabric edges over the template, and then sew the prepared pieces together using a tight whipstitch on the edges. Yes, this is a slow quilting kind of project, but it is perfect for keeping hands busy in the car, in meetings, in doc offices, on planes and all the places you can't haul a sewing machine. And the technique is simple to learn and master.

Two Scoops Sat Feb 18, 10:30-4 \$35 Jean Korber

We love Krista Mosher quilts! This quilt is perfect for summertime, which will be coming soon. It is a perfect baby quilt or it can be made larger into a lap size (or larger, of course). The pattern gives a complicated look without tedious piecing. Two Scoops is constructed of two main blocks, the candy blocks, and the ice cream cone blocks, with side setting units that make construction a breeze with no Y seams. Each block illustrates a different technique using the Creative Grids 60-Degree Diamond Mini Ruler.

Quilt #2, Double Dutch: Fat Quarter Favorite Quilts Sat Feb 25 10:30-4 Jean Korber & Barb Boyer \$35 (or \$120 for all 6 quilts)

The second quilt is called Double Dutch, taught by Jean. For this quilt, you will need the Creative Grid Flying Geese ruler to help you with the flying geese constructions. This quilt uses 16 fat quarters plus a background.

March Classes

Happy Stripes Quilt at March 11 1-4 \$30 Barb Boyer

Talk about easy; your hardest part might be choosing your fabrics. This quilt uses fat quarters, but because it calls for 2 ½" strips, pkgs of precut strips can be the way to go. For everyone who took the Waterfall Quilt (or any other strip quilt), if you have left over strips, this is the perfect quilt to make. You can make it very scrappy, or choose a more color controlled palette. This is the perfect quilt, and perfect timing, to get that graduation gift made.

National Quilt Day Demos Saturday March 18 TBA

Quilt #3, Tic-Tac-Toe: Fat Quarter Favorite Quilts Sat Mar 25 10:30-4 Jean Korber & Barb Boyer \$35 (or \$120 for all 6 quilts)

The third quilt is called Tic-Tac-Toe. We're making our sample from kitty paw fabrics for the background, and then 16 theme related fat quarters in brights. This quilt uses two-at-a-time half square triangles, and modified flying geese constructions for the blocks. Borders are pieced, so the lesson to be learned is how to keep an accurate quarter inch seam allowance in order to get the borders to fit. Don't worry, we'll show you how to "fudge" if something goes wrong.

April Classes

Domestic Machine Quilting Sat April 1 1-4 \$40 Barb Boyer

This is a hands on class. I will provide the practice materials, you will bring your machine. You will need a hopping/darning foot for class. You will also need to be able to drop or cover your feed dogs. If you have a walking foot, you can bring it as well, but it is not necessary for class. In class you will practice various patterns and techniques for machine quilting.

Prism Strip Quilt Sat April 8 1-5 \$35 Jean Korber or Barb Boyer

This is the first of the In the Beginning Prism quilts. The class is intended for those who purchased the strip kits from the Prism collection. If you do not have these precut strips, you are still welcome in class, you will just have to choose fabrics for your strips and have them cut prior to class.

Storm at Sea Sat April 15 10:30-4 \$40 Jean Korber

This quilt used to be intimidating—then a ruler was developed and now it's a breeze! We will work with Deb Tucker's ruler for the construction of the block. We will also talk about various color schemes, one of which includes coloring the blocks to make a heart appear within the design.

San Marco 10:30-4 \$40

This quilt is made from Northcott's collection called Surfaces. While we have a sample quilted for display, we did not piece it – it's a digitally reproduced image of the quilt. We haven't looked at the pattern yet, but we know that it is paper pieced and it is not constructed in the round, although it looks like it. That means ... it isn't as hard as it looks and it is well suited for beginning paper piecers.

Quilt #4, Searchlight: Fat Quarter Favorite Quilts Sat April 29 10:30-4 Jean Korber & Barb Boyer \$35 (or \$120 for all 6 quilts)

The fourth quilt is called Searchlight. This quilt takes 15 fat quarters plus background. You'll learn the "square in a square" technique plus a unique way to make pieced corner triangles. It's a speedy version that doesn't involve cutting triangles!

May Classes

One Block Wonder Saturdays May 6 noon-5 & 20 10:30-4 \$45 Jean Korber

If you haven't tried making a one block wonder quilt from panels, you are missing out on a spectacular quilt. This quilt uses 7 panels; 6 are cut into triangles and the remaining panel is incorporated intact into the quilt. You will learn how to accurately stack your 6 panels, cut them apart into strips, which are then cut into 6 identical triangles. After piecing your half hexagon units, you will design your own quilt. Jean has great tips and suggestions on how to make this quilt, how to incorporate additional fabrics into your quilt, and how to evaluate what panels make the best One Block Wonder quilts.

Shakespeare in the Park Sat May 13 1-5 \$35 Barb Boyer

This quilt is made up of stars and Snail's Trail blocks. The pattern is an old time favorite from the legendary Judy Martin. It is a classic quilt, one of those on the bucket list of "to do" quilts.

Quilt #5, Step in Time: Fat Quarter Favorite Quilts Sat May27 10:30-4 Jean Korber & Barb Boyer \$35 (or \$120 for all 6 quilts)

The fifth quilt is called Step in Time and it's a version of Jacob's Ladder set in a criss crossing pattern. This is a half square triangle intensive quilt. It calls for 39 fat quarters, no additional background. There is a color "map" for what goes where, but you can make it more scrappy by simply choosing light, medium and dark fabrics, regardless of color to make your version of this quilt. The half square triangles are made 2 at a time, but we do have the die cutter in the correct size, if you want to cut your fabric on the Accucutter. The technique learned for this quilt? Patience – lots of sewing to do.

CLUBS

HAND EMBROIDERY CLUBFREE!

If you want to learn to hand embroider or just brush up your technique, join us on the second Saturday of the month from 10 to noon. You can work on your own projects or you can join the project we are doing.

Hand Work ClubFREE!

Every Tuesday afternoon from 2-5, join us to just sit & hand stitch, crochet, bind, or knit group. Bring what you're working on, sit up at the table in front by the window and work on your projects for a while. You can get advice & suggestions from your fellow quilters and share your experiences about your projects.

Knit Pickers' Club FREE!

This is another get-together class to sit & knit, work on our projects, share information and get some help. We will share techniques, suggest patterns, but mainly we'll sit & knit (or pick).

Block of the Month Club FREE!

First Saturday of the Month, 10:30-11:15. Join at any time. You get a free fat quarter if you come to class with the previous month's completed block.

Toad Toters Club

On full moon days (as noted in the calendar) you will get 20% off all purchases (not otherwise discounted) that you can fit in your bag. You must bring your bag to participate.

Full Moon Days: January 6; February 4 (observed); March 7; April 6; May 5

Discount Policy

We will honor only one discount -- whichever is largest. You can't combine a 10% with a 25% discount to get a 35% discount. On this we can't be bribed.

Color of the Month

January purple; February red; March green; April yellow; May whites

Sunday	Monday	Tuesday	Wednesday	Thursday	Friday	Saturday
Color of the month: red				1 Long Arm Rental Day	2	3 BOM 10:30 Pieced Baltimore Beauty quilt 1-5 Finish your quilt sale: 20% off backings, <u>bindings</u> and <u>battings</u>
4 CLOSED	5	6 Hand work Club 2-4	7 Long Arm class 10:30 Full moon	8 Long Arm Rental Day Hand Applique: Welcome to the North Pole 1-4 Class 3	9	10 Embroidery Club 10-noon Letters to Santa 1-5 <u>\$30</u>

11 CLOSED	12	13 Hand work Club 2-4	14 Knit Pickers' Club 2-4	15 Long Arm Rental Day	16	17 Waterfall 10:30-4 <u>\$35</u>
18 CLOSED	19	20 Hand work Club 2-4	21	22	23	24 Close at 2
25 CLOSED	26 CLOSED	27 Hand work Club 2-4	28 Knit Pickers' Club 2-4	29	30 Year End <u>Toter</u> Sale 40% off	31 Year End Sale 40% Off

January 2023

Sunday	Monday	Tuesday	Wednesday	Thursday	Friday	Saturday
1 CLOSED New Year's Day	2 CLOSED	3 Hand work Club 2-5	4 Long Arm class 10:30	5 Long Arm Rental Day	6 Full moon	7 BOM 10:30 Pieced Baltimore Beauty quilt 1-4
8 CLOSED	9	10 Hand work Club 2-5	11 Knit Pickers' Club 2-5	12 Long Arm Rental Day Hand Applique 1-4	13	14 Embroidery Club 10-noon Machine applied binding 1-4 <u>\$40</u>
15 CLOSED	16 Open Sew 10-4 \$10	17 Hand work Club 2-5	18 Long Arm class 10:30	19 Long Arm Rental Day	20	21 Exploding Hearts 10:30-4 <u>\$35</u>

22	23	24	25	26	27
CLOSED	Hand work Club 2-5	Knit Pickers' Club 2-5	Long Arm Rental Day	6 fat quarter quilts: Quilt #1 10:30-4 \$35	

29	30	31
CLOSED	Hand work Club 2-5	Color of the month: Purple

February 2023

Sunday	Monday	Tuesday	Wednesday	Thursday	Friday	Saturday
			1	2	3	4
			Long Arm class 10:30	Long Arm Rental Day		BOM 10:30 Full moon ^(observed) Pieced Baltimore Beauty quilt 1-4
5	6	7	8	9	10	11
Beginning Quilt 1-4	Hand work Club 2-5	Knit Pickers' Club 2- 5	Long Arm Rental Day			Embroidery Club 10-noon English Paper Piecing 1-4 \$35
12	13	14	15	16	17	18
Beginning Quilt 1-4	Hand work Club 2-5	Long Arm class 10:30	Long Arm Rental Day			Two Scoops 10:30-4 \$35

19	20	21	22	23	24	25
Beginning Quilt 1-4	Open Sew 10-4 \$10	Hand work Club 2-5	Knit Pickers' Club 2- 5	Long Arm Rental Day	6 fat quarter quilts: Quilt #2 10:30-4 \$35	
26	27	28				Color of the month: red

March 2023

Sunday	Monday	Tuesday	Wednesday	Thursday	Friday	Saturday
			1 Long Arm class 10:30	2 Long Arm Rental Day	3	4 BOM 10:30 Pieced Baltimore Beauty quilt 1-4
5 Beginning Quilt 1-4	6 Hand work Club 2-5 Full moon	7	8 Knit Pickers' Club 2-5	9 Long Arm Rental Day	10	11 Embroidery Club 10-noon Happy Stripes 1-5 \$35
12 Beginning Quilt 1-4	13 Hand work Club 2-5	14	15 Long Arm class 10:30	16 Long Arm Rental Day	17	18 National Quilt Day Demos TBA

19	20	21	22	23	24	25
Beginning Quilt 1-4	Open Sew 10-4 \$10	Hand work Club 2-5	Knit Pickers' Club 2-5	Long Arm Rental Day		6 fat quarter quilts: Quilt #3 10:30-4 \$35
26	27	28	29	30	31	
Beginning Quilt 1-4		Hand work Club 2-5	Long Arm class 10:30	Long Arm Rental Day		Color of the month: green

April 2023

Sunday	Monday	Tuesday	Wednesday	Thursday	Friday	Saturday
						1 BOM 10:30 Domestic Machine Quilting \$40 1-4
2 CLOSED	3 Hand work Club 2-5	4	5 Long Arm class 10:30	6 Long Arm Rental Day Full moon	7	8 Embroidery Club 10-noon Prism strip Quilt 1-5 \$35
9 CLOSED	10 Hand work Club 2-5	11	12 Knit Pickers' Club 2- 5	13 Long Arm Rental Day	14	15 Storm at Sea 10:30- 4 \$40

16 CLOSED	17 Open Sew 10-4 \$10	18 Hand work Club 2-5	19 Long Arm class 10:30	20 Long Arm Rental Day	21 San Marco 10:30-4 \$40	22
23 CLOSED	24 Hand work Club 2-5	25 Knit Pickers' Club 2-5	26 Long Arm Rental Day	27	28 6 fat quarter quilts: Quilt #4 10:30-4 \$35	29
30 CLOSED					Color of the month: yellow	

May 2023

Sunday	Monday	Tuesday	Wednesday	Thursday	Friday	Saturday
	1	2	3	4	5	6
		Hand work Club 2-5	Long Arm class 10:30	Long Arm Rental Day	Full moon	BOM 10:30 One Block Wonder noon-5 \$45
7	8	9	10	11	12	13
CLOSED		Hand work Club 2-5	Knit Pickers' Club 2-5	Long Arm Rental Day		Embroidery Club 10-noon Shakespeare in the Park 1-5 \$35
14	15	16	17	18	19	20
CLOSED Mom's Day		Hand work Club 2-5	Long Arm class 10:30	Long Arm Rental Day		One Block Wonder 10:30-4

21	22	23	24	25	26	27
Shop Is now open 1-5!		Hand work Club 2-5	Knit Pickers' Club 2-5	Long Arm Rental Day	6 fat quarter quilts: Quilt #5 10:30-4 \$35	
28	29	30	31			
Shop Is now open 1-5!	Open Sew 10-4 \$10	Hand work Club 2-5	Long Arm class 10:30		Color of the month: whites	

Please look on the calendars above for times and dates.

Ongoing Classes & Clubs

Block of the Month First Sat of month 10:30-11:15 FREE Barb Boyer

Join at any time. You get a free fat quarter if you come to class with the previous month's completed block. This year the challenge will be Where Are You Going and Where Have You Been? Or This is Your Life. The challenge is to find fabrics that represent your life and your interests: travel, gardening, reading, quilting, where you've lived, family, etc. The some of the blocks will also represent your life: Wyoming and Cheyenne blocks, flowers or baskets – I'll do my best to find blocks that represent some of our mutual interest. The other challenge is to make some of the blocks in both 12" and 6" sizes (don't worry, I'll supply the cutting directions).

Hand Embroidery Club 2nd Sat. of the month, 10-noon FREE Kathy Sconce

If you want to learn to hand embroider or just brush up your technique, join us on the second Saturday of the month from 10 to noon. You can work on your own projects or you can join the project we are doing, which is Snow Women. Each block features a snow woman doing every day chores – or deciding to go sledding instead. Each has a funny saying and all blocks have quilt patterns to embroider within.

Knit Pickers' Club 2nd and 4th Wed of each month, 2-5 Carol Moler

We are changing up the Knit Pickers Club. We're going to knit 2 days a month every second and fourth Wednesday, and we'll start earlier in the day at 2 and go to 5. The Club is open to all skill levels. We want to share what we've learned, find new patterns, and simply just sit and knit. We may work on some felting projects, fingerless mittens, mittens, and socks. By summer, we may extend the knitting time into the evening.

Hand Sewing Club every Tuesday afternoon 2-5

This club is open to everyone. Bring your hand sewing (embroidery, binding, knitting, crochet, etc) and sit & stitch.

December Classes

Letters to Santa Sat Dec 10 1-5 \$30 Barb Boyer

Kids put out cookies and carrots for Santa and his reindeer on Christmas Eve. This little pieced "mug rug" has a pocket for Sant's letter and a space on the side for the cookies, milk and carrots. It's quick to piece and is a perfect gift for the child in your family. The pattern calls for embroidery as well, but a flair tipped pen works just as well.

Waterfall Sat Dec 17 10:30-4 \$35 Jean Korber

The Waterfall pattern is a cascading colored quilt block, using 7 different fabrics from light to dark made in a half log cabin styled block. You can make the quilt using one color family (pattern is shown in blue) or you can make it in various colors, cascading from light to dark in each color family. I hope to be able to bring in at least one fabric group that uses 7 different colors in one color family. Stay tuned.

CLUBS

HAND EMBROIDERY CLUB FREE!

If you want to learn to hand embroider or just brush up your technique, join us on the second Saturday of the month from 10 to noon. You can work on your own projects or you can join the project we are doing.

Hand Work Club FREE!

Every Tuesday afternoon from 2-5, join us to just sit & hand stitch, crochet, bind, or knit group. Bring what you're working on, sit up at the table in front by the window and work on your projects for a while. You can get advice & suggestions from your fellow quilters and share your experiences about your projects.

Knit Pickers' Club FREE!

This is another get-together class to sit & knit, work on our projects, share information and get some help. We will share techniques, suggest patterns, but mainly we'll sit & knit (or pick). Every 2nd & 4th Wednesdays 2-5.

Block of the Month Club FREE!

First Saturday of the Month, 10:30-11:15. Join at any time. You get a free fat quarter if you come to class with the previous month's completed block.

Toad Toters Club

On full moon days (as noted in the calendar) you will get 20% off all purchases (not otherwise discounted) that you can fit in your bag. You must bring your bag to participate.


Full Moon Days: September 10; October 8; November 8; December 7

Discount Policy

We will honor only one discount -- whichever is largest. You can't combine a 10% with a 25% discount to get a 35% discount. On this we can't be bribed.

Color of the Month

September orange; October green; November flannels; December red



Nolting Quilting Machines



Nolting Longarm Machines

Nolting has 5 main machines, each with different reaches: from 17" to 30" depending on the machine. They are sold with or without a frame, but after I saw & helped set up one of the steel frames this week, I recommend buying the frame. All machines, except for the Standard--the most economical machine-- have a stitch regulator. I recommend a stitch regulator. All machines can be equipped with a computer and there are a couple of different ones to choose

from. In addition, you can get an extended table base so that you can use rulers, you can get larger bobbins on some of the models and on the frames you can get hydraulic lifts to raise and lower the tables. In the coming weeks, I will print out more information on each model.

The best entry level machine is the Fun Quilter. It comes in 17", 20" & 23" reach. It comes with the Intellistitch Equalizer stitch regulator, standard speed control, needle up/down, and fixed handles in the front & rear. This machine can also be equipped with a computer.

The Pro Machine has the Intellistitch Turbo stitch regulator, single stitch option, standard speed control, needle up/down and customizable handles in the front & rear. The Pro Machine comes in 20", 24" and 30" reach with 10-12" of inside height. There are easy dials on the front to set stitch length and other options. This machine can also be equipped with a computer.

The NV Machine is the newest in the fleet of Nolting machines. This machine has a touch screen with programmable stitch regulation. You can stitch in 4 different stitch modes plus single stitch and needle up/down. It also has an adjustable brightness LED work light. This machine can also be equipped with a computer.

Normal Shop Hours:
Monday-Saturday 10-6
Sunday 1-5

Closed first Sunday of month (and some holidays)

New Hours for Winter Time (starting Nov 7-May 22)

Monday-Saturday 10-5, closed Sundays unless a class is scheduled. Then we're open 1-5.
Check the schedule.

Join the fun and come feel the difference of quality fabrics.

Happy quilting!

Sincerely, Barbara Boyer
Around the Block
307-433-9555
www.aroundtheblockquilts.com

