



It's always helpful to know what's going to kill you.

You probably can't do anything about it, and you may never know when it's coming. But it's nice to be informed.

For example, NASA always tells us about the killer asteroids that will almost kill us, meaning they won't hit Earth, at least on this pass. The problem with killer asteroids, though, we generally spot them at the last minute and there's not much we can do about it. So in the case of asteroids, knowing doesn't help much.

We also know about potential volcanic eruptions, like the one that will end life as we know it on Earth: Yellowstone. But we don't know when, not if, that will happen. Instead, we get Mauna Loa, which has been rumbling since around October 31, with predictions that something might happen. And it did last Sunday. Mauna Loa has been quiet for about 40 years. You may be more familiar with Kilauea, it's neighbor, which has erupted dozens of times from 1983-2018.

Mauna Loa, though, deserves our attention and respect. It is the world's largest active volcano and probably the largest single mountain of any sort on earth. The main reason why it is so big is partly because it is like an iceberg. There is a large part of the mountain under the sea, or under the island. Its volume is about 10,000 cubic miles. The difference between a mile and a cubic mile requires a calculator and three dimensional thinking: volume is length X width X height. So a cubic mile is 5280 X 5280 X 5280. You do the math. Mount Shasta in California, which is 14,179 ft tall (Mauna Loa is 13,680), is only 80 cubic miles. Denali, in Alaska, is taller (20,310), but its base to peak distance is 17,000 to 19,000 feet. Mauna Loa's base to peak height is 33,500. This mountain is massive. And it's exploding right now.

So volcanos are on the list of things that might kill you but you can't do anything about, except get out of its way. Maybe.

In more disturbing news comes the latest virus discovery: the zombie virus. It's 48,500 years old and it has just been waiting for us to find it. This virus comes to us from under the ice in the tundra of Siberia. Apparently nobody dug it up, it just surfaced because the ice melted. Another happy consequence delivered via global warming.

And then scientists did what scientists do, they reanimated it. I don't think scientists watch movies, otherwise they'd know the disastrous effects of waking up a dinosaur gene. They're smart; they can extrapolate. But they were too busy doing what they could and they didn't stop to think whether they should. And they didn't just reanimate one virus; they reanimated 13.

Now before you panic and reanimate your collection of masks, the 13 viruses being studied apparently can only infect amoeba microbes. The scientists say the reviving of the viruses is "totally negligible."

I've seen that movie, too, and it didn't end well.

And just like the NASA scientists who predict that the latest killer asteroid probably won't hit Earth, the virus researching scientists did admit that the potential reanimating of a virus which could potentially infect humans is much more problematic. So reassuring.

And to round out the list of things that can kill you ,,, now I found this list by Googling "unexpected things that can kill you." You need to know I do my research, here. I'm just not responsible for lists that other people put together. I just pass them along.

120 cups of coffee. Yup. Because this list is really quite absurd, I'll comment only on this one. The rest you can figure out for yourself. Too much caffeine can cause insomnia, dizziness, vomiting, headaches and heart problems. And too much in one setting can kill you. So who would drink 120 cups of coffee in one setting? No one. The advice is not to overdo caffeine in its pure powered form, like two guys did when they mixed pure caffeine, the equivalent of 120 cups of coffee, with water. It killed them.

Six liters of water at once. It floods the brain, actually. 48 teaspoons of salt. By now I know you're thinking, seriously? It gets better. 71 extra strength Tylenol. 13 shots one after the other of alcohol. 85 chocolate bars. I told you, I don't make this stuff up. 22 apples – mainly because of the seeds which contain cyanide.

And if that wasn't fun enough, you could get killed by a coconut falling from a tree. Apparently 150 people a year die that way. And I thought the sign on the palm tree in Costa Rica was funny,: Beware of Falling Coconuts. But then, I didn't grow up around palm trees.

Or the man who had the longest beard, until he tripped over it and broke his neck. So the lesson to be learned here, is don't be so vain that you need to grow a 5 foot long beard. Unless you're Dumbledore. Otherwise invest in a pair of scissors.

And finally, because of the day, beware of the wind. You can't escape it. Just be careful of how you park, where you walk, and remember to duck, just in case something goes flying by.

The Mystery Quilt at Christmas

....is almost here. I'm going to give you the pattern in three parts. First is the block. This is a scrappy quilt and we will help you cut your blocks. We have die cutters for all of the triangles. If you want to use the die cutter, let me know, schedule a time, and bring your fabric in. We'll help. I am currently working on my version and my completed blocks are on the flannel board.

Fabric yardage to get you going is app. 8 yards of various scraps. Approximately half lights, and the other half mediums and darks.

Total quilt size, with borders (which will also be scrappy) is 98" X 98", although I may make a few adjustments. Pattern link for part one is below.



[Northwind](#)



Prism Collection from In the Beginning Fabrics Coming in late February!

We are bringing in the entire collection and kitting for two different quilts. One is a Sampler Block, styled as a block of the month. The other is a strip quilt made with 2 ½" strips.

The Sampler quilt has 10 different blocks and you make 2 blocks from the same pattern. We may put this quilt on the schedule as a block of the month (not the free block of the month, which will continue to be on the first Saturday of the month). The strip pieced quilt we will put on the schedule, sometime in late March or April.

Kits for both quilts will be limited. Cost for the strip quilt (top only) will be approximately \$100. Cost of the sampler quilt (top only) will be approximately \$275. At this time I am taking preorders for both quilts. If you are interested, a down payment of \$100 for the sampler quilt and \$50 for the strip quilt will guarantee you a kit.

I am taking these preorders now, because if I have more interest than I have kits (like I said, right now kits are limited based on how much fabric I ordered), I can reorder more bolts. But I need to know quickly.





These are the two quilts.

What's New






When Free Spirit fabrics was dropped by Coats & Clark, the designers split up, many finding new homes. One result is RB Studios, started by Tina Givens which now houses designers like Jennifer Paganelli, and Yuliya, who does this collection called Love Confessions. These are gorgeous.


















From this same collection, we have
Kwik Kits: Pre cut and ready to sew!
YES! PRECUT



From Windham: For the Waterfall class
in December. We are not kitting these,
so you can choose your own colors.









Don't wait too long to choose.

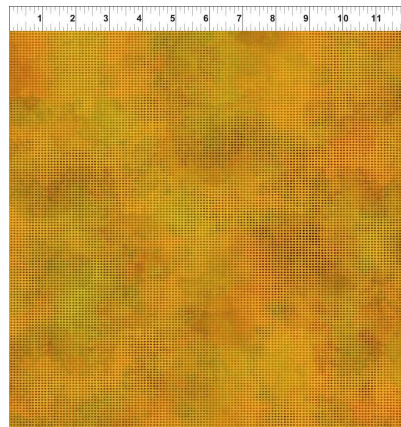







From Michael Miller

In the Beginning







From In the Beginning

NOTE: This collection is called A Year of Autumn, from the Year of Art collection. We have a limited number of kits.

I am not getting the Reflections of Autumn collection. I will be getting Halcyon collection soon.



Sunday	Monday	Tuesday	Wednesday	Thursday	Friday	Saturday
Color of the month: red				1 Long Arm Rental Day	2	3 BOM 10:30 Pieced Baltimore Beauty quilt 1-5 Finish your quilt sale: 20% off backings, <u>bindings</u> and battings
4 CLOSED	5	6 Hand work Club 2-4	7 Long Arm class 10:30 Full moon	8 Long Arm Rental Day Hand Applique: Welcome to the North Pole 1-4 Class 3	9	10 Embroidery Club 10-noon Letters to Santa 1-5 <u>\$30</u>

11 CLOSED	12	13 Hand work Club 2-4	14 Knit Pickers' Club 2-4	15 Long Arm Rental Day	16	17 Waterfall 10:30-4 <u>\$35</u>
18 CLOSED	19	20 Hand work Club 2-4	21	22	23	24 Close at 2
25 CLOSED	26 CLOSED	27 Hand work Club 2-4	28 Knit Pickers' Club 2-4	29	30 Year End Toter Sale 40% off	31 Year End Sale 40% Off

Please look on the calendars above for times and dates.

Ongoing Classes & Clubs

Block of the Month First Sat of month 10:30-11:15 FREE Barb Boyer
Join at any time. You get a free fat quarter if you come to class with the previous month's completed

block. This year the challenge will be Where Are You Going and Where Have You Been? Or This is Your Life. The challenge is to find fabrics that represent your life and your interests: travel, gardening, reading, quilting, where you've lived, family, etc. The some of the blocks will also represent your life: Wyoming and Cheyenne blocks, flowers or baskets – I'll do my best to find blocks that represent some of our mutual interest. The other challenge is to make some of the blocks in both 12" and 6" sizes (don't worry, I'll supply the cutting directions).

Hand Embroidery Club 2nd Sat. of the month, 10-noon FREE Kathy Sconce

If you want to learn to hand embroider or just brush up your technique, join us on the second Saturday of the month from 10 to noon. You can work on your own projects or you can join the project we are doing, which is Snow Women. Each block features a snow woman doing every day chores – or deciding to go sledding instead. Each has a funny saying and all blocks have quilt patterns to embroider within.

Knit Pickers' Club 2nd and 4th Wed of each month, 2-5 Carol Moler

We are changing up the Knit Pickers Club. We're going to knit 2 days a month every second and fourth Wednesday, and we'll start earlier in the day at 2 and go to 5. The Club is open to all skill levels. We want to share what we've learned, find new patterns, and simply just sit and knit. We may work on some felting projects, fingerless mittens, mittens, and socks. By summer, we may extend the knitting time into the evening.

Hand Sewing Club every Tuesday afternoon 2-5

This club is open to everyone. Bring your hand sewing (embroidery, binding, knitting, crochet, etc) and sit & stitch.

December Classes

Letters to Santa Sat Dec 10 1-5 \$30 Barb Boyer

Kids put out cookies and carrots for Santa and his reindeer on Christmas Eve. This little pieced "mug rug" has a pocket for Sant's letter and a space on the side for the cookies, milk and carrots. It's quick to piece and is a perfect gift for the child in your family. The pattern calls for embroidery as well, but a flair tipped pen works just as well.

Waterfall Sat Dec 17 10:30-4 \$35 Jean Korber

The Waterfall pattern is a cascading colored quilt block, using 7 different fabrics from light to dark made in a half log cabin styled block. You can make the quilt using one color family (pattern is shown in blue) or you can make it in various colors, cascading from light to dark in each color family. I hope to be able to bring in at least one fabric group that uses 7 different colors in one color family. Stay tuned.

CLUBS

HAND EMBROIDERY CLUB FREE!

If you want to learn to hand embroider or just brush up your technique, join us on the second Saturday of the month from 10 to noon. You can work on your own projects or you can join the project we are doing.

Hand Work Club FREE!

Every Tuesday afternoon from 2-5, join us to just sit & hand stitch, crochet, bind, or knit group. Bring what you're working on, sit up at the table in front by the window and work on your projects for a while. You can get advice & suggestions from your fellow quilters and share your experiences about your projects.

Knit Pickers' Club FREE!

This is another get-together class to sit & knit, work on our projects, share information and get some help. We will share techniques, suggest patterns, but mainly we'll sit & knit (or pick). Every 2nd & 4th Wednesdays 2-5.

Block of the Month Club FREE!

First Saturday of the Month, 10:30-11:15. Join at any time. You get a free fat quarter if you come to class with the previous month's completed block.

Toad Toters Club

On full moon days (as noted in the calendar) you will get 20% off all purchases (not otherwise discounted) that you can fit in your bag. You must bring your bag to participate.


Full Moon Days: September 10; October 8; November 8; December 7

Discount Policy

We will honor only one discount -- whichever is largest. You can't combine a 10% with a 25% discount to get a 35% discount. On this we can't be bribed.

Color of the Month

September orange; October green; November flannels; December red



Nolting Quilting Machines



Nolting Longarm Machines

Nolting has 5 main machines, each with different reaches: from 17" to 30" depending on the machine. They are sold with or without a frame, but after I saw & helped set up one of the steel frames this week, I recommend buying the frame. All machines, except for the Standard--the most economical machine-- have a stitch regulator. I recommend a stitch regulator. All machines can be equipped with a computer and there are a couple of different ones to choose from. In addition, you can get an extended table base so that you can use rulers, you can get larger bobbins on some of the models and on the frames you can get hydraulic lifts to raise and lower the tables. In

the coming weeks, I will print out more information on each model.

The best entry level machine is the Fun Quilter. It comes in 17", 20" & 23" reach. It comes with the Intellistitch Equalizer stitch regulator, standard speed control, needle up/down, and fixed handles in the front & rear. This machine can also be equipped with a computer.

The Pro Machine has the Intellistitch Turbo stitch regulator, single stitch option, standard speed control, needle up/down and customizable handles in the front & rear. The Pro Machine comes in 20", 24" and 30" reach with 10-12" of inside height. There are easy dials on the front to set stitch length and other options. This machine can also be equipped with a computer.

The NV Machine is the newest in the fleet of Nolting machines. This machine has a touch screen with programmable stitch regulation. You can stitch in 4 different stitch modes plus single stitch and needle up/down. It also has an adjustable brightness LED work light. This machine can also be equipped with a computer.

Normal Shop Hours:
Monday-Saturday 10-6
Sunday 1-5

Closed first Sunday of month (and some holidays)

New Hours for Winter Time (starting Nov 7-May 22)

Monday-Saturday 10-5, closed Sundays unless a class is scheduled. Then we're open 1-5. Check the schedule.

Join the fun and come feel the difference of quality fabrics.

Happy quilting!

Sincerely, Barbara Boyer

Around the Block

307-433-9555

www.aroundtheblockquilts.com

