



December 16, 2022

“It’s not going to happen,” Becca said. “Nope. Let’s wrap the cat, instead.”

This needs a little explanation. So just like on tv shows, 15 minutes earlier....

How to wrap an Australian Shepherd. It’s a video out on Apple.news, that Richard shared with me. An overly patient blue merle Aussie sits quietly, while her owner spreads Christmas wrapping paper over and around her, crosses her legs (like crisscrossing ribbon around a package) and completes the package with a red bow on top of the Aussie’s head. And then the owner wraps two dogs together, complete with crossed legs and bows. The blue merle Aussie just looks at her owner, waiting for the release command, while the other Aussie (or border collie) yawns. So the suggestion to Becca was....

“Not going to happen,” she repeated. “Besides, who are you planning on sending me to?” I opened my mouth, but Becca beat me to it.

“You’re not getting rid of me that easily,” she said. “And anyway, I’d only go to live with Heidi. And that would be tough. Boots and I are the same color; she’d have a hard time keeping us apart.”

“You’re a girl and he’s a boy,” I pointed out. “But you’re right. You’re both pretty neurotic. Having two of you in the same house would be tough.” Becca growled at me.

“And before you suggest it again, we’re not wrapping the cat., although that is a video I’d love to see. Especially if you can get the cat to hold still long enough. The best part would be when the cat unwraps herself. Exploding paper every where.”

Becca looked eager, tongue hanging out. “No. No. No. Not going to happen,” I told her sternly. “So other than the cat, what’s on your Christmas list?” It’s usually never a good idea to ask Becca what she wants for Christmas.....

“Cold fusion,” she said promptly.

“Ahh, you mean like in the movie The Saint?” I queried. “If you got it, what would you do with it?”

“Stay warm,” she said. “You keep this house way too cold and when the wind blows it’s hard to stay warm.”

“You own a fur coat,” I reminded her. “Besides, you can always snuggle up to the cat.” Becca growled again.

“And anyway, that was a movie. Not real life.”

“You haven’t been following the news,” she said. “Scientists have finally figured out how to do it. It’s going to be free and clean and warm. I can’t wait.”

“Oh, you’re talking about the lasers that heated up some deuterium and tritium to over 3 million degrees (C) and kept it going long enough to create energy.” Becca just nodded, so I knew she had no real idea what I was talking about. She only understood the movie version.

Essentially scientists at the Lawrence Livermore National Laboratory shot 192 lasers at a cylinder about the size of a peppercorn filled with deuterium and tritium. Deuterium is found in seawater. A gallon of seawater can produce as much energy as 300 gallons of gasoline. Tritium is harder to find but it can be “bred” using the more available element lithium.

Scientists have been working on this process for decades (first major breakthrough was in 1989 and The Saint was made in 1997) and for the first time this week, scientists actually made energy from their experiment. The reaction “briefly simulating the conditions of a star,” National Nuclear Security Administration Administrator Jill Hruby said. The whole reaction took less time than it takes light to travel an inch.

But the important part of all of this,....the scientists proved it could be done. In the future, power plants could be built to covert this energy released into electricity. It could take decades before this technology can become commercial. But it is inspirational, and the hope is that it will spur more investment into this area and encourage young physicists to enter the field of energy.

“So you can’t wrap it up and put it under the tree for me?” Becca asked.

“No, you’ll have to come up with something else,” I said. “Have you written to Santa yet?”

“Can he bring me cold fusion?” she asked hopefully.

“No. But you could ask for a coat, or boots, or treats,” I said. Her ears perked up at “treats.”

“Gotta go,” she said as she dashed out to her dog house that she doesn’t use except for emergencies. And writing to Santa qualifies.

So while she’s off writing her letter to Santa, I hope you have already sent your letters to Santa, that your packages are wrapped and mailed, your tree is up, and you’re staying warm while watching all the insipid Hallmark Christmas movies. Sorry, but they are all over the place, no longer limited to just one channel. There’s better viewing out there. I’m working my way through the Santa Clause movies. They are easy to watch and knit at the same time. A Christmas Carol with Patrick Stewart may be up for tonight.

Stay warm, ‘cause – as one of our songs that Capital Chorale will be singing tonight at our concert at First United Methodist Church at 7 p.m. – Baby, It’s Cold Out There!

The calendar is set (SEE BELOW) – And I did make a mistake. The fat quarter book is called Fat Quarter Favorites. And next week I will have pictures of the quilts and an explanation of classes.

Things to note:

Classes: In January, we’re doing Exploding Hearts, a popular quilt that’s all over the internet. Fat Quarter

quilts: We are doing 6 of them, one each month, all from the same book. The Book is called Fat Quarter Friendly, and it is now only available as an Ebook. You can find it at shopmartingale.com. Go to the ebook section and it's on the very last page. The first quilt is How They Shine.

In February, we're doing a small English Paper Piecing project, a small bag. This is an easy project you can finish quickly, and it may inspire you to bigger things, like quilts. Two Scoops is on the menu, and it's another Krista Mosher quilt. The next fat quarter quilt is Double Dutch.

We also start Beginning Quilting on the first Sunday in February. The shop will be otherwise closed, except for the class. If you really need something, call and then pound on the door.

March brings National Quilt Day and we will have some demos, tba. We're doing a quilt strip quilt called Happy Stripes and I'm using the collection brought in for the Waterfall Quilt. And the next Fat Quarter Quilt is called Tic-Tac-Toe.

In April we are getting specific fabrics in just for the quilts: Prism Strip quilt, from the In the Beginning Fabrics, and Storm At Sea, using an anniversary collection by Hoffman. Storm at Sea is a classic quilt, but we'll have a ruler that makes it a breeze to make. San Marco is another quilt we are waiting fabric for from Stonehenge by Northcott. The 4th Fat Quarter Quilt is Searchlight.

And May, we're doing One Block Wonder – if you're interested get your 7 panels now. Shakespeare in the Park is on the schedule, mainly because a customer came in and said she'd always wanted to do the quilt and, as it turns out, so do I. It's a good scrappy, using left overs from other projects quilt. The 5th fat quarter quilt is Step in Time.

There will be a 6th Fat Quarter Quilt in June. Each Fat Quarter Quilt is \$35, BUT if you sign up for all 6 quilts, you will get a class discount and only pay \$120.

NEW THINGS:

I'm offering an Open Sew Day on Mondays from 10-4. You can set up for sewing in the classroom, have access to all the flannel boards, irons, cutting tables, AccuCutter, and of course the fabric room. Plus I'm around for help & questions – I may not be able to sew with you, just depends on everything else that is going on around here. Look on the schedule for the dates, we'll start with one each month.

OLD THINGS:

Hand Work Club every Tuesday from 2-5. Knitting 2nd & 4th Wednesdays from 2-5.

Block of the Month on the first Saturday of the month at 10:30 – we're doing a All Stars Quilt, star blocks in all sizes.

Embroidery Club on the Second Saturday of the Month from 10-12. We are doing Crinoline Ladies – old fashioned ladies in big hats and big skirts.

Long Arm Rentals Days on Thursdays – occasionally on Monday and Tuesday, but you must call first for availability. Long Arm Classes on the first and third Wednesdays from 10:30-1:30.

Class Schedule for 2023!

The Mystery Quilt at Christmas

....is almost here. I'm going to give you the pattern in three parts. First is the block. This is a scrappy quilt and we will help you cut your blocks. We have die cutters for all of the triangles. If you want to use the die cutter, let me know, schedule a time, and bring your fabric in. We'll help. I am currently working on my version and my completed blocks are on the flannel board.

Fabric yardage to get you going is app. 8 yards of various scraps. Approximately half lights, and the other half mediums and darks.

Total quilt size, with borders (which will also be scrappy) is 98" X 98", although I may make a few adjustments. Pattern link for part one is below.

[Northwind](#)



Prism Collection from In the Beginning Fabrics


Coming in late February!

We are bringing in the entire collection and kitting for two different quilts. One is a Sampler Block, styled as a block of the month. The other is a strip quilt made with 2 ½" strips.

The Sampler quilt has 10 different blocks and you make 2 blocks from the same pattern. We may put this quilt on the schedule as a block of the month (not the free block of the month, which will continue to be on the first Saturday of the month). The strip pieced quilt we will put on the schedule, sometime in late March or April.

Kits for both quilts will be limited. Cost for the strip quilt (top only) will be approximately \$100. Cost of the sampler quilt (top only) will be approximately \$275. At this time I am taking preorders for both quilts. If you are interested, a down payment of \$100 for the sampler quilt and \$50 for the strip quilt will guarantee you a kit.

I am taking these preorders now, because if I have more interest than I have kits (like I said, right now kits are limited based on how much fabric I ordered), I can reorder more bolts. But I need to know quickly.









These are the two quilts.

What's New



Northcott







Art Gallery



Henry Glass and Studio E








When Free Spirit fabrics was dropped by Coats & Clark, the designers split up, many finding new homes. One result is RB Studios, started by Tina Givens which now houses designers like Jennifer Paganelli, and Yuliya, who does this collection called Love Confessions. These are gorgeous.
















From this same collection, we have Kwik Kits: Pre cut and ready to sew! YES! PRECUT



From Windham: For the Waterfall class in December. We are not kitting these, so you can choose your own colors. Don't wait too long to choose.







From Michael Miller

December

2022

Sunday	Monday	Tuesday	Wednesday	Thursday	Friday	Saturday
Color of the month: red				1 Long Arm Rental Day	2	3 BOM 10:30 Pieced Baltimore Beauty quilt 1-5 Finish your quilt sale: 20% off backings, <u>bindings</u> and battings
4 CLOSED	5	6 Hand work Club 2-4	7 Long Arm class 10:30 Full moon	8 Long Arm Rental Day Hand Applique: Welcome to the North Pole 1-4 Class 3	9	10 Embroidery Club 10-noon Letters to Santa 1-5 <u>\$30</u>

11 CLOSED	12	13 Hand work Club 2-4	14 Knit Pickers' Club 2-4	15 Long Arm Rental Day	16	17 Waterfall 10:30- <u>4 \$35</u>
18 CLOSED	19	20 Hand work Club 2-4	21	22	23	24 Close at 2
25 CLOSED	26 CLOSED	27 Hand work Club 2-4	28 Knit Pickers' Club 2-4	29	30 Year End <u>Toter</u> Sale 40% off	31 Year End Sale 40% Off



January 2023

Sunday	Monday	Tuesday	Wednesday	Thursday	Friday	Saturday
1 CLOSED New Year's Day	2 CLOSED	3 Hand work Club 2-5	4 Long Arm class 10:30	5 Long Arm Rental Day	6 Full moon	7 BOM 10:30 Pieced Baltimore Beauty quilt 1-4
8 CLOSED	9	10 Hand work Club 2-5	11 Knit Pickers' Club 2-5	12 Long Arm Rental Day Hand Applique 1-4	13	14 Embroidery Club 10-noon Machine applied binding 1-4 <u>\$40</u>
15 CLOSED	16 Open Sew 10-4 \$10	17 Hand work Club 2-5	18 Long Arm class 10:30	19 Long Arm Rental Day	20	21 Exploding Hearts 10:30-4 <u>\$35</u>

22	23	24	25	26	27
CLOSED	Hand work Club 2-5	Knit Pickers' Club 2-5	Long Arm Rental Day	6 fat quarter quilts: Quilt #1 10:30-4 \$35	

29	30	31
CLOSED	Hand work Club 2-5	Color of the month: Purple

February 2023

Sunday	Monday	Tuesday	Wednesday	Thursday	Friday	Saturday
			1	2	3	4
			Long Arm class 10:30	Long Arm Rental Day		BOM 10:30 Full moon ^(observed) Pieced Baltimore Beauty quilt 1-4
5	6	7	8	9	10	11
Beginning Quilt 1-4	Hand work Club 2-5	Knit Pickers' Club 2- 5	Long Arm Rental Day			Embroidery Club 10-noon English Paper Piecing 1-4 \$35
12	13	14	15	16	17	18
Beginning Quilt 1-4	Hand work Club 2-5	Long Arm class 10:30	Long Arm Rental Day			Two Scoops 10:30-4 \$35

19	20	21	22	23	24	25
Beginning Quilt 1-4	Open Sew 10-4 \$10	Hand work Club 2-5	Knit Pickers/ Club 2- 5	Long Arm Rental Day	6 fat quarter quilts: Quilt #2 10:30-4 \$35	
26	27	28				Color of the month: red

March 2023

Sunday	Monday	Tuesday	Wednesday	Thursday	Friday	Saturday
			1 Long Arm class 10:30	2 Long Arm Rental Day	3	4 BOM 10:30 Pieced Baltimore Beauty quilt 1-4
5 Beginning Quilt 1-4	6 Hand work Club 2-5 Full moon	7	8 Knit Pickers' Club 2-5	9 Long Arm Rental Day	10	11 Embroidery Club 10-noon Happy Stripes 1-5 \$35
12 Beginning Quilt 1-4	13 Hand work Club 2-5	14	15 Long Arm class 10:30	16 Long Arm Rental Day	17	18 National Quilt Day Demos TBA

19	20	21	22	23	24	25
Beginning Quilt 1-4	Open Sew 10-4 \$10	Hand work Club 2-5	Knit Pickers' Club 2-5	Long Arm Rental Day		6 fat quarter quilts: Quilt #3 10:30-4 \$35
26	27	28	29	30	31	
Beginning Quilt 1-4		Hand work Club 2-5	Long Arm class 10:30	Long Arm Rental Day		Color of the month: green

April 2023

Sunday	Monday	Tuesday	Wednesday	Thursday	Friday	Saturday
						1 BOM 10:30 Domestic Machine Quilting \$40 1-4
2 CLOSED	3 Hand work Club 2-5	4	5 Long Arm class 10:30	6 Long Arm Rental Day Full moon	7	8 Embroidery Club 10-noon Prism strip Quilt 1-5 \$35
9 CLOSED	10 Hand work Club 2-5	11	12 Knit Pickers' Club 2- 5	13 Long Arm Rental Day	14	15 Storm at Sea 10:30- 4 \$40

16 CLOSED	17 Open Sew 10-4 \$10	18 Hand work Club 2-5	19 Long Arm class 10:30	20 Long Arm Rental Day	21 San Marco 10:30-4 \$40	22
23 CLOSED	24 Hand work Club 2-5	25 Knit Pickers' Club 2-5	26 Long Arm Rental Day	27	28 6 fat quarter quilts: Quilt #4 10:30-4 \$35	29
30 CLOSED					Color of the month: yellow	

May 2023

Sunday	Monday	Tuesday	Wednesday	Thursday	Friday	Saturday
	1	2	3	4	5	6
		Hand work Club 2-5	Long Arm class 10:30	Long Arm Rental Day	Full moon	BOM 10:30 One Block Wonder noon-5 \$45
7	8	9	10	11	12	13
CLOSED		Hand work Club 2-5	Knit Pickers' Club 2-5	Long Arm Rental Day		Embroidery Club 10-noon Shakespeare in the Park 1-5 \$35
14	15	16	17	18	19	20
CLOSED Mom's Day		Hand work Club 2-5	Long Arm class 10:30	Long Arm Rental Day		One Block Wonder 10:30-4

21	22	23	24	25	26	27
Shop Is now open 1-5!		Hand work Club 2-5	Knit Pickers' Club 2-5	Long Arm Rental Day	6 fat quarter quilts: Quilt #5 10:30-4 \$35	
28	29	30	31			
Shop Is now open 1-5!	Open Sew 10-4 \$10	Hand work Club 2-5	Long Arm class 10:30		Color of the month: whites	

Please look on the calendars above for times and dates.

Ongoing Classes & Clubs

Block of the Month First Sat of month 10:30-11:15 FREE Barb Boyer

Join at any time. You get a free fat quarter if you come to class with the previous month's completed block. This year the challenge will be Where Are You Going and Where Have You Been? Or This is Your Life. The challenge is to find fabrics that represent your life and your interests: travel, gardening, reading, quilting, where you've lived, family, etc. The some of the blocks will also represent your life: Wyoming and Cheyenne blocks, flowers or baskets – I'll do my best to find blocks that represent some of our mutual interest. The other challenge is to make some of the blocks in both 12" and 6" sizes (don't worry, I'll supply the cutting directions).

Hand Embroidery Club 2nd Sat. of the month, 10-noon FREE Kathy Sconce

If you want to learn to hand embroider or just brush up your technique, join us on the second Saturday of the month from 10 to noon. You can work on your own projects or you can join the project we are doing, which is Snow Women. Each block features a snow woman doing every day chores – or deciding to go sledding instead. Each has a funny saying and all blocks have quilt patterns to embroider within.

Knit Pickers' Club 2nd and 4th Wed of each month, 2-5 Carol Moler

We are changing up the Knit Pickers Club. We're going to knit 2 days a month every second and fourth Wednesday, and we'll start earlier in the day at 2 and go to 5. The Club is open to all skill levels. We want to share what we've learned, find new patterns, and simply just sit and knit. We may work on some felting projects, fingerless mittens, mittens, and socks. By summer, we may extend the knitting time into the evening.

Hand Sewing Club every Tuesday afternoon 2-5

This club is open to everyone. Bring your hand sewing (embroidery, binding, knitting, crochet, etc) and sit & stitch.

December Classes

Letters to Santa Sat Dec 10 1-5 \$30 Barb Boyer

Kids put out cookies and carrots for Santa and his reindeer on Christmas Eve. This little pieced "mug rug" has a pocket for Sant's letter and a space on the side for the cookies, milk and carrots. It's quick to piece and is a perfect gift for the child in your family. The pattern calls for embroidery as well, but a flair tipped pen works just as well.

Waterfall Sat Dec 17 10:30-4 \$35 Jean Korber

The Waterfall pattern is a cascading colored quilt block, using 7 different fabrics from light to dark made in a half log cabin styled block. You can make the quilt using one color family (pattern is shown in blue) or you can make it in various colors, cascading from light to dark in each color family. I hope to be able to bring in at least one fabric group that uses 7 different colors in one color family. Stay tuned.

CLUBS

HAND EMBROIDERY CLUB FREE!

If you want to learn to hand embroider or just brush up your technique, join us on the second Saturday of the month from 10 to noon. You can work on your own projects or you can join the project we are doing.

Hand Work Club FREE!

Every Tuesday afternoon from 2-5, join us to just sit & hand stitch, crochet, bind, or knit group. Bring what you're working on, sit up at the table in front by the window and work on your projects for a while. You can get advice & suggestions from your fellow quilters and share your experiences about your projects.

Knit Pickers' Club FREE!

This is another get-together class to sit & knit, work on our projects, share information and get some help. We will share techniques, suggest patterns, but mainly we'll sit & knit (or pick). Every 2nd & 4th Wednesdays 2-5.

Block of the Month Club FREE!

First Saturday of the Month, 10:30-11:15. Join at any time. You get a free fat quarter if you come to class with the previous month's completed block.

Toad Toters Club

On full moon days (as noted in the calendar) you will get 20% off all purchases (not otherwise discounted) that you can fit in your bag. You must bring your bag to participate.

Full Moon Days: September 10; October 8; November 8; December 7

Discount Policy

We will honor only one discount -- whichever is largest. You can't combine a 10% with a 25% discount to get a 35% discount. On this we can't be bribed.

Color of the Month

September orange; October green; November flannels; December red



Nolting Quilting Machines



Nolting Longarm Machines

Nolting has 5 main machines, each with different reaches: from 17" to 30" depending on the machine. They are sold with or without a frame, but after I saw & helped set up one of the steel frames this week, I recommend buying the frame. All machines, except for the Standard--the most economical machine-- have a stitch regulator. I recommend a stitch regulator. All machines can be equipped with a computer and there are a couple of different ones to choose

from. In addition, you can get an extended table base so that you can use rulers, you can get larger bobbins on some of the models and on the frames you can get hydraulic lifts to raise and lower the tables. In the coming weeks, I will print out more information on each model.

The best entry level machine is the Fun Quilter. It comes in 17", 20" & 23" reach. It comes with the Intellistitch Equalizer stitch regulator, standard speed control, needle up/down, and fixed handles in the front & rear. This machine can also be equipped with a computer.

The Pro Machine has the Intellistitch Turbo stitch regulator, single stitch option, standard speed control, needle up/down and customizable handles in the front & rear. The Pro Machine comes in 20", 24" and 30" reach with 10-12" of inside height. There are easy dials on the front to set stitch length and other options. This machine can also be equipped with a computer.

The NV Machine is the newest in the fleet of Nolting machines. This machine has a touch screen with programmable stitch regulation. You can stitch in 4 different stitch modes plus single stitch and needle up/down. It also has an adjustable brightness LED work light. This machine can also be equipped with a computer.

Normal Shop Hours:
Monday-Saturday 10-6
Sunday 1-5

Closed first Sunday of month (and some holidays)

New Hours for Winter Time (starting Nov 7-May 22)

Monday-Saturday 10-5, closed Sundays unless a class is scheduled. Then we're open 1-5.

Check the schedule.

Join the fun and come feel the difference of quality fabrics.

Happy quilting!

Sincerely, Barbara Boyer
Around the Block
307-433-9555
www.aroundtheblockquilts.com

