



August 26, 2022

“You remind me of a song,” I told Becca.

“Ummm, grr,urrrff,” was all I could hear. Becca had her head stuck all the way into an empty cat food bag. She had gone in after the empty tins of cat food I had stowed inside the bag.

“Becca the Dog doesn’t know what to do, Got a cat food bag stuck on her head,” I sang to her, from the tune Return to Pooh Corner by Kenny Loggins.

Bump. Rustle. “Gettr thirgh thnggrf off my hrdgrf!” She stopped moving for a moment, lifted her head and looked at me. Although she couldn’t see me because the cat food bag on her head.

“Okay, okay. Just sit there, don’t go anywhere....” I walked over to her and pulled the bag off her head. “Darn,” I told her. “Should have gotten a picture. That bag looks good on you.”

“Hrummmph!” she snorted. “I’d like to see you with a bag over your head.”

“Not into dumpster diving for snacks,” I told her.

“Didn’t you have something better to write about?” she asked.

“Not really,” I told her. “You’re probably the funniest thing I found to write about all week.”

“Wasn’t there a bunch of asteroids threatening the planet?” she asked.

“That tends to be old news anymore,” I said. “There was an asteroid the size of a dinosaur, and one the size of the Eiffel Tower, and one that was going to pass by just outside the orbit of the moon. They tend to find new ones all the time, but so far none of them are on a collision course. It’s like the story of the boy who cried wolf. Pretty soon, no one is interested whether the kid saw a wolf or not.”

“Until it ate him,” Becca said. “But didn’t they just find a new impact place from an asteroid that wiped out the world?”

“Yeah, off the coast of Guinea in West Africa. Just when you think the Earth has no more secrets to reveal, researchers find a huge crater impact, about 66 million years old and it probably hit about the same time as the asteroid that slammed into the Yucatan Peninsula that wiped out the dinosaurs. It might have even been part of that same asteroid. They are going to start ‘excavating’ in a couple of years to see if anything matches what they’ve found in the Yucatan crater.”

“Speaking of dinosaurs,” Becca said, “what about all the things popping up from dried out river and lake beds, like human remains in Lake Mead, Roman ruins in Europe, Nazi warships in the Danube,

and cool dinosaur tracks in a river bed in Texas?”

“That actually was pretty cool,” I agreed. “The dinosaur tracks are from 113 million years ago and they belong to an *Arcanthurus*, which is a theropod.”

“You mean a bipedal dinosaur that has three toes and claws on each leg,” Becca interpreted. “It stood 15 feet tall and weighed seven tons. It left its tracks in sediment in the river bed, which later hardened into limestone which preserved the tracks for all these years.”

The tracks found in Texas have surfaced before, but this time because of the severe drought, more tracks are visible along the “Lone Ranger Trackway” in Dinosaur Valley State Park. Other tracks that became visible are from the *Sauroposeidon*, a 60 foot tall dinosaur that weighed about 44 tons. Louis Jacobs, a vertebrate paleontologist at Southern Methodist University, said the footprints are “spectacular because they’re deep. You can see the toenails. There’s more than one kind, and there’s a lot of them.”

Jerry Harris, the director of paleontology at Utah Tech University, said the tracks are informative because they provide info on how fast a dinosaur moves, which can’t be discerned from just the skeleton. He also said, “There’s some irony in the fact that dinosaurs, which were ultimately wiped out by very rapid climate change—now [the] evidence of their living animals was exposed because of human-made climate change today.”

“So is there anything else you’re going to talk about?” Becca asked.

“Nope. Although we could go back to why you got your head stuck all the way inside an empty bag of cat food.”

“Not going to tell. That would be like letting the cat out of the bag,” Becca said.

“You mean dog head out of the cat bag,” I countered. “Do you know how that phrase came into existence? Supposedly in times long ago, a seller of baby pigs in English marketplaces would try to fool buyers by sticking a cat inside of a bag instead of the pig. The buyer would get home and discover he had a cat in the bag instead of a pig in a poke.”

“You’re kidding,” Becca said. “You try putting Padfoot into a bag, assuming you could get her stuffed in without getting too scratched up. No one would mistake her for a pig.”

“I think the cat, like the baby pig, was already dead, Becca.”

“That’s disgusting. You got nothing else?”

“Nope.”

“Say goodnight, Gracie.”

“Goodnight Gracie.”

## August Highlights

**Make & Take Sat Aug 27, 10:30-3 \$30 Jean Korber includes pattern NEW INFO**

**Fabric Bowl:** We will make a fabric bowl -- not designed for microwave, although you probably could use it there. It's a bowl for you to put things in, like yarn, apples, mail....you know, all those collectible things on the counter. You will need your sewing machine. You will need 2 1/2" strips, clothesline, wonder clips and

some glue. We are NOT kitting this one because most of you have extra 2 1/2" strip sets lying around. We have all of the other parts at the store.

**Batting is in! Request loft (thinnest) from Quilter's Dream, king (120") roll. Queen rolls (95") is 50/50 cotton/bamboo, 80/20 cotton/poly, and 100% wool. We also have Select loft (a little thicker than Request loft) in packages, various sizes.**

The rest of the calendar for fall is set out below. There may be extra classes, like machine quilting and machine applique added later. As always, things come up and changes may have to be made. I will have explanations of classes out soon. I had hoped that might happen today, but it's not looking good.

---



## What's New





From In the Beginning

NOTE: This collection is called A Year of Autumn, from the Year of Art collection. We will kit this.


I am not getting the Reflections of Autumn collection. I will be getting Halcyon collection soon.









EBONY



PINE NEEDLE



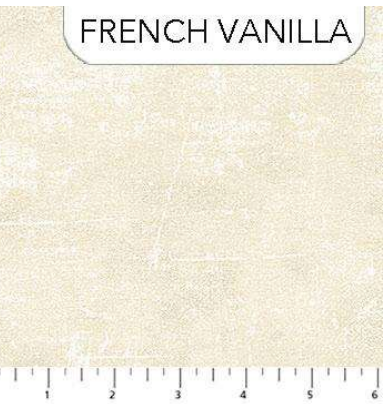
NAVY



CABERNET




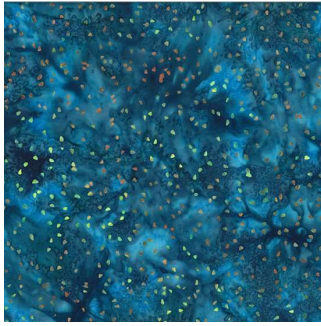
CAFE AU LAIT





FRENCH VANILLA

From Northcott






Hoffman









In the Beginning




Henry Glass



Wilmington











Northcott: Soar WE HAVE





# KITS!






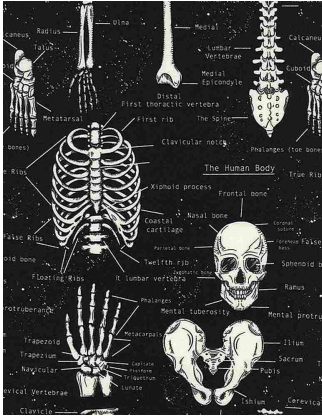


From Studio E




From Clothworks




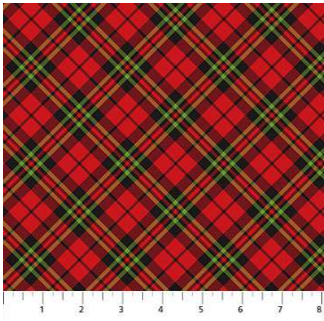




Timeless: The 2  
black/skeleton fabrics glow in  
the dark



From Dear Stella






From Northcott






Also have the Elk and Deer panel on the bolt.



From Timeless Treasures





---

## August Classes

**POSTPONED. THE FABRIC WON'T BE IN. CLASS WILL BE RESCHEDULED IN THE FALL. Kaleidoscope Ruler Quilt August 20 10:30-4 \$35 Barb Boyer**

This quilt is from In the Beginning fabrics, although most any 10" wide border stripe would work. You cut 8 identical pieces (similar to One Block Wonder and Stack & Whack) using the kaleidoscope ruler. Full sized blocks are used in the center and half blocks for the setting triangles. It looks harder than it is. Only two fabrics are used for this quilt. If you want a kit, please sign up early (as soon as the fabric arrives) as we will have limited supplies.

**INSTEAD: HOLIDAY CHEER QUILT AUG 20-10:30-4 CLASS IS FREE IF YOU BUY THE KIT OR CURRENT FABRIC FROM THE STORE FOR THIS QUILT. OTHERWISE CLASS IS \$35**

Because this quilt has both grown and changed over the course of its existence, I decided a class in how to put this one together might be helpful. The directional fabric pattern (gnomes) has a little different construction you don't normally see. And because on both quilts the setting triangles are pieced, I will demonstrate how make these tricky little blocks. NOTE: I can't change the calendar easily, so it still shows the Kaleidoscope class.

**Make & Take Sat Aug 27, 10:30-3 \$30 Jean Korber includes pattern NEW INFO**

**Fabric Bowl:** We will make a fabric bowl -- not designed for microwave, although you probably could use it there. It's a bowl for you to put things in, like yarn, apples, mail....you know, all those collectible things on the counter. You will need your sewing machine. You will need 2 1/2" strips, clothesline, wonder clips and some glue. We are NOT kitting this one because most of you have extra 2 1/2" strip sets lying around. We have all of the other parts at the store.

Sunday	Monday	Tuesday	Wednesday	Thursday	Friday	Saturday
August	1	2 Hand work Club 2-4	3 Long Arm class 10:30	4 Long Arm Rental Day	5	6 BOM 10:30
7 CLOSED	8	9 Hand work Club 2-4	10 Knit Pickers' Club 2-4	11 Long Arm Rental Day Full moon	12	13 Embroidery Club 10-noon Rulers: Creative Grid Curvy Ruler demo 1-2 20% of ruler
14 Beginning Quilting 1- 4	15	16 Hand work Club 2-4	17 Long Arm class 10:30	18 Long Arm Rental Day	19	20 Kaleidoscope Ruler Quilt 10:30-4
21	22	23 Hand work Club 2-4	24 Knit Pickers' Club 2-4	25 Long Arm Rental Day	26	27
28	29	30 Hand work Club 2-4	31 Color of the month: blacks			



Sunday	Monday	Tuesday	Wednesday	Thursday	Friday	Saturday
				1 Long Arm Rental Day	2	3 BOM 10:30 Elk Country 1-5 \$30 Finish your quilt sale: 20% off backings, bindings and battings
4 CLOSED	5 Labor Day	6 Hand work Club 2-4	7 Long Arm class 10:30	8 Long Arm Rental Day	9	10 Embroidery Club 10- noon Full moon Scrappy Flying Geese
11 Beginning Quilting 1-4	12	13 Hand work Club 2-4	14 Knit Pickers' Club 2-4	15 Long Arm Rental Day	16	17 Curvy Log Cabin Christmas Tree 10:30-4 \$35
18 Beginning Quilting 1-4	19	20 Hand work Club 2-4	21 Long Arm class 10:30	22 Long Arm Rental Day	23	24 Time for Halloween quilt 10:30-4 <u>\$30</u>
25 Beginning Quilting 1-4	26	27 Hand work Club 2-4	28 Knit Pickers' Club 2-4	29 Long Arm Rental Day	30	Color of the month: orange

October 2022

Sunday	Monday	Tuesday	Wednesday	Thursday	Friday	Saturday
						1 BOM 10:30 Pieced Baltimore Beauty quilt 1-5 \$40 Finish your quilt sale: 20% off backings, bindings and battings
2 Beginning Quilting 1-4	3	4 Hand work Club 2-4	5 Long Arm class 10:30	6 Long Arm Rental Day	7	8 Embroidery Club 10-noon Full moon (observed) Drunkard's Path quilt 1-5 \$30

9 Beginning Quilting 1-4	10	11 Hand work Club 2-4	12 Knit Pickers' Club 2-4	13 Long Arm Rental Day Hand Applique: Welcome to the North Pole 1-4	14	15 Curvy Log Cabin 10:30-4 \$35
16 Beginning Quilting 1-4	17	18 Hand work Club 2-4	19 Long Arm class 10:30	20 Long Arm Rental Day Hand Quilting 1-4 Part 1	21	22 Kaleidoscope Quilt 10:30-4 \$35
23 Beginning Quilting 1-4	24	25 Hand work Club 2-4	26 Knit Pickers' Club 2-4	27 Long Arm Rental Day	28	29 Ribbon Candy 10:30-4 \$30
30 Beginning Quilting 1-4	31 Halloween	Color of the month: green				



November

2022


Sunday	Monday	Tuesday	Wednesday	Thursday	Friday	Saturday
		1 Hand work Club 2-4	2 Long Arm class 10:30	3 Long Arm Rental Day Hand Quilting 1-4 Part 2	4	5 BOM 10:30 Pieced Baltimore Beauty quilt 1-5 Finish your quilt sale: 20% off backings, <u>bindings and</u> battings
6 CLOSED	7	8 Hand work Club 2-4 Full moon Veteran's Day	9 Knit Pickers' Club 2-4	10 Long Arm Rental Day Hand Applique: Welcome to the North Pole 1-4	11	12 Embroidery Club 10-noon Triangle Frenzy 1-5 \$25

13 CLOSED	14	15 Hand work Club 2-4	16 Long Arm class 10:30	17 Long Arm Rental Day	18	19 Krista Moser Tree <u>Skirt</u> 10:30-4 \$35
20 CLOSED	21	22 Hand work Club 2-4	23 Knit Pickers' Club 2-4	24 CLOSED Thanksgiving	25 Black Friday Sale	26 Shop Small Business Sale TBA
27 CLOSED	28	29 Hand work Club 2-4	30	Color of the month: flannels		

Sunday	Monday	Tuesday	Wednesday	Thursday	Friday	Saturday
Color of the month: red				1 Long Arm Rental Day	2	3 BOM 10:30 Pieced Baltimore Beauty quilt 1-5 Finish your quilt sale: 20% off backings, <u>bindings</u> and <u>battings</u>
4 CLOSED	5	6 Hand work Club 2-4	7 Long Arm class 10:30 Full moon	8 Long Arm Rental Day Hand Applique: Welcome to the North Pole 1-4 Class 3	9	10 Embroidery Club 10-noon Letters to Santa 1-5 <u>\$30</u>

11 CLOSED	12	13 Hand work Club 2-4	14 Knit Pickers' Club 2-4	15 Long Arm Rental Day	16	17 Waterfall 10:30-4 <u>\$35</u>
18 CLOSED	19	20 Hand work Club 2-4	21	22	23	24 Close at 2
25 CLOSED	26 CLOSED	27 Hand work Club 2-4	28 Knit Pickers' Club 2-4	29	30 Year End <u>Toter</u> Sale 40% off	31 Year End Sale 40% Off





## Nolting Quilting Machines



## Nolting Longarm Machines

Nolting has 5 main machines, each with different reaches: from 17" to 30" depending on the machine. They are sold with or without a frame, but after I saw & helped set up one of the steel frames this week, I recommend buying the frame. All machines, except for the Standard--the most economical machine-- have a stitch regulator. I recommend a stitch regulator. All machines can be equipped with a computer and there are a couple of different ones to choose from. In addition, you can get an extended table base so that you can use rulers, you can get larger bobbins on some of the models and on the frames you can get hydraulic lifts to raise and lower the tables. In the coming weeks, I will print out more information on each model.

The best entry level machine is the Fun Quilter. It comes in 17", 20" & 23" reach. It comes with the Intellistitch Equalizer stitch regulator, standard speed control, needle up/down, and fixed handles in the front & rear. This machine can also be equipped with a computer.

The Pro Machine has the Intellistitch Turbo stitch regulator, single stitch option, standard speed control, needle up/down and customizable handles in the front & rear. The Pro Machine comes in 20", 24" and 30" reach with 10-12" of inside height. There are easy dials on the front to set stitch length and other options. This machine can also be equipped with a computer.

The NV Machine is the newest in the fleet of Nolting machines. This machine has a touch screen with programmable stitch regulation. You can stitch in 4 different stitch modes plus single stitch and needleup/down. It also has an adjustable brightness LED work light. This machine can also be equipped with a computer.

Normal Shop Hours:  
**Monday-Saturday 10-6**  
**Sunday 1-5**

**Closed first Sunday of month (and some holidays)**  
**New Hours for Winter Time (starting Nov 7-May 22)**

**Monday-Saturday 10-5, closed Sundays unless a class is scheduled. Then we're open 1-5.  
Check the schedule.**

Join the fun and come feel the difference of quality fabrics.

Happy quilting!

Sincerely, Barbara Boyer  
Around the Block  
307-433-9555  
[www.aroundtheblockquilts.com](http://www.aroundtheblockquilts.com)

