



August 19, 2022

Can a Boreal Chorus frog throw its voice? Like a ventriloquist? I certainly hope so, because otherwise I think one has taken up residence in my house.

I'm sure you've heard these frogs at night for the past several weeks. At least I think it's the Boreal Chorus frog that's croaking outside. I listened to a variety of frog croaks and the Boreal is the closest match. They are very tiny, can invade through small cracks (or maybe through my open door policy that I have for the dogs), appear after it rains and make a huge noise all night long.

I think I had one in my kitchen because the croak was very loud and then disappeared as I came into the kitchen. If I stood still, the frog would get brave & start croaking again, but it was hard to pinpoint where the sound was coming from. Every time I moved the frog would stop croaking. It wouldn't surprise me if one decided to come into the house. They eat flies and spiders, of which I've had an abundance of. (See: last week's post)

But we should talk about things other than the various creatures that inhabit my house. Like sharks. A fossil hunter in North Carolina found a megalodon tooth that was 6 inches long. You might be thinking, 6 inches isn't that bad. But when you put that tooth into a 50-60 foot long shark it gives new meaning to the phrase, we're gonna need a bigger boat. A shark that big could eat a whole whale in just a couple of chomps. This shark probably became extinct about 3.6 million years ago, give or take a few years. Our current biggest sharks are the great whites and they are only 20 feet long, give or take a foot.

And we're talking about sharks because there have been several shark attacks this week at Myrtle Beach, South Carolina. One guy said, "I just felt something, I guess, bite me and there was a shark on my arm. I was only in waist-deep water. I kept pushing at it to get it off my arm, and it did." He "felt something" and then there was a "shark on my arm"? That's an understatement.

Another woman was swimming with her 8 year old grandson when the shark grabbed her. She screamed and as soon as she touched the shark, it let go, but not after leaving a bite mark that required 100 stitches to close.

In other big teeth news, there was a triathlete who got attacked by an alligator while training. When I first read the headline, I wanted to chastise the writer for placing his prepositional phrase in the wrong place: "Drone footage captures horrifying moment alligator attacks triathlon athlete in lake." I assumed that the alligator was in a lake, came out and then attacked a runner on land.

Then I watched the video. Nope. The triathlete was swimming and the gator came after him – head on. You can see the swimmer traveling due south (let's say) creating a wake behind him and the gator is traveling due north creating a wake behind him and they collide head first. Just amazing video. The swimmer said he felt like he had been hit by a mack truck. When he realized what was going on, he elbowed the gator, which caused it to release him. He suffered various bites from the 8-foot long gator but survived to swim another day. The news story ended with an almost funny tag line that the lake has been closed to swimmers.

The other, almost funny thing, about this story is that the same video seems to be linked to 3 different swimmers from July 6 to August 3 to 10 hours ago. Some of the timing may be linked to when the video from the drone was posted on the internet. But there are three distinct different people associated with this same video. And three distinct different stories about how the guy fought off the gator, how big the gator was and what injuries were left behind. There is even a go fund me page for one of the swimmers. So while I wouldn't recommend sending money to anyone without more research, I would recommend looking at the drone video, which I assume is real. It is rather amazing.

And then I'm sure you've heard about the foot in a shoe found floating in the Abyss Pool (hot spring) in Yellowstone. That led to the temporary closing of the West Thumb Geyser but there is no further news about who might belong to that foot. The Park did release information that there might have been an altercation on July 31, but foul play was not suspected. And the release of the info about the foot prompted a man from Maryland to send a photo he took of a shoe floating sole up to the Park Service.

Now you tell me: You take a picture of a shoe floating in a hot pool in Yellowstone and you don't think to contact a Park official immediately? I understand that the shoe was floating sole up, so you couldn't see inside it. But still, wouldn't you think???? I think they should put up signs in the Park that say, if you find articles of clothing floating in hot pools, please contact a Park ranger ASAP.

I can see the murder mystery plots beginning to churn.

August Highlights

Make & Take Sat Aug 27, 10:30-3 \$30 Jean Korber includes pattern NEW INFO

Fabric Bowl: We will make a fabric bowl -- not designed for microwave, although you probably could use it there. It's a bowl for you to put things in, like yarn, apples, mail....you know, all those collectible things on the counter. You will need your sewing machine. You will need 2 1/2" strips, clothesline, wonder clips and some glue. We are NOT kitting this one because most of you have extra 2 1/2" strip sets lying around. We have all of the other parts at the store.

Home for the Holidays class TOMORROW! Class is free if you buy the kit or current fabric from the store. **P.S. There is a correction of the BOM pattern for the small size. Cut the squares for the half square triangles at 3 1/2" X 3 1/2".**

Schedule for the fall will be out soon. The September schedule is basically set so I am including the calendar (see below)

Batting is in! Request loft (thinnest) from Quilter's Dream, king (120") roll. Queen rolls (95") is 50/50 cotton/bamboo, 80/20 cotton/poly, and 100% wool. We also have Select loft (a little thicker than Request loft) in packages, various sizes.

Home for the Holidays Christmas Quilt

84" X 101"


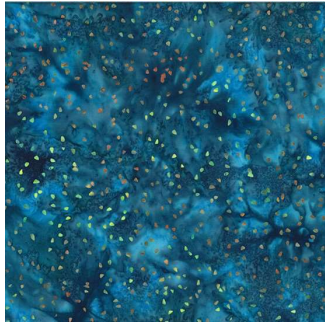
The Holiday Cheer quilt (still) is undergoing a few revisions. (I've been on vacation.) Don't worry – fabric requirements are the same for the big quilt, but we have cut two different kits, one with cowboy boots and one with gnomes, that are smaller, so I have different cutting charts for these quilts. Plus I have labeled the pieces a little differently so that you will know how much fabric for each pattern piece, in case you want to change or add colors when you are picking out fabrics. Plus I have changed the pattern to accommodate directional prints, like the gnomes. Plus I have figured out basic fabric requirements for a queen/king sized quilt. Whew!






I have a couple of pattern corrections, one for the size of the setting triangle and a couple others for number of pieces to cut—for the different sizes of quilts. I am working on getting everything labeled. As soon as those additions are in the pattern, I will post it in the newsletter.

[Home for the Holidays Quilt](#)



What's New




Hoffman




In the Beginning






Henry Glass







Wilmington





Northcott: Soar WE HAVE KITS!



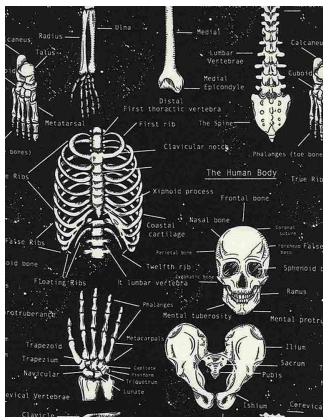



From Studio E






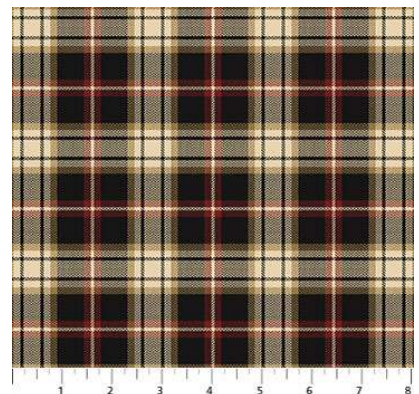



From Clothworks



Timeless: The 2 black/skeleton fabrics glow in the dark



From Dear Stella




From Northcott






Also have the Elk and Deer panel on the bolt.



From Timeless Treasures





August Classes

POSTPONED. THE FABRIC WON'T BE IN. CLASS WILL BE RESCHEDULED IN THE FALL. Kaleidoscope Ruler Quilt August 20 10:30-4 \$35 Barb Boyer

This quilt is from In the Beginning fabrics, although most any 10" wide border stripe would work. You cut 8 identical pieces (similar to One Block Wonder and Stack & Whack) using the kaleidoscope ruler. Full sized blocks are used in the center and half blocks for the setting triangles. It looks harder than it is. Only two fabrics are used for this quilt. If you want a kit, please sign up early (as soon as the fabric arrives) as we will have limited supplies.

INSTEAD: HOLIDAY CHEER QUILT AUG 20-10:30-4 CLASS IS FREE IF YOU BUY THE KIT OR CURRENT FABRIC FROM THE STORE FOR THIS QUILT. OTHERWISE CLASS IS \$35

Because this quilt has both grown and changed over the course of its existence, I decided a class in how to put this one together might be helpful. The directional fabric pattern (gnomes) has a little different construction you don't normally see. And because on both quilts the setting triangles are pieced, I will demonstrate how make these tricky little blocks. NOTE: I can't change the calendar easily, so it still shows the Kaleidoscope class.


Make & Take Sat Aug 27, 10:30-3 \$30 Jean Korber includes pattern NEW INFO

Fabric Bowl: We will make a fabric bowl -- not designed for microwave, although you probably could use it there. It's a bowl for you to put things in, like yarn, apples, mail....you know, all those collectible things on the counter. You will need your sewing machine. You will need 2 1/2" strips, clothesline, wonder clips and some glue. We are NOT kitting this one because most of you have extra 2 1/2" strip sets lying around. We have all of the other parts at the store.

Sunday	Monday	Tuesday	Wednesday	Thursday	Friday	Saturday
August	1	2 Hand work Club 2-4	3 Long Arm class 10:30	4 Long Arm Rental Day	5	6 BOM 10:30
7 CLOSED	8	9 Hand work Club 2-4	10 Knit Pickers' Club 2-4	11 Long Arm Rental Day Full moon	12	13 Embroidery Club 10-noon Rulers: Creative Grid Curvy Ruler demo 1-2 20% of ruler
14 Beginning Quilting 1- 4	15	16 Hand work Club 2-4	17 Long Arm class 10:30	18 Long Arm Rental Day	19	20 Kaleidoscope Ruler Quilt 10:30-4
21	22	23 Hand work Club 2-4	24 Knit Pickers' Club 2-4	25 Long Arm Rental Day	26	27
28	29	30 Hand work Club 2-4	31 Color of the month: blacks			

Sunday	Monday	Tuesday	Wednesday	Thursday	Friday	Saturday
				1 Long Arm Rental Day	2	3 BOM 10:30 Elk Country 1-5 \$30 Finish your quilt sale: 20% off backings, bindings and battings
4	5	6	7	8	9	10
CLOSED	Labor Day	Hand work Club 2-4	Long Arm class 10:30	Long Arm Rental Day		Embroidery Club 10- noon Full moon Scrappy Flying Geese

11 Beginning Quilting 1-4	12	13 Hand work Club 2-4	14 Knit Pickers' Club 2-4	15 Long Arm Rental Day	16	17 Curvy Log Cabin Christmas Tree 10:30-4 \$35
18 Beginning Quilting 1-4	19	20 Hand work Club 2-4	21 Long Arm class 10:30	22 Long Arm Rental Day	23	24 Time for Halloween quilt 10:30-4 <u>\$30</u>
25 Beginning Quilting 1-4	26	27 Hand work Club 2-4	28 Knit Pickers' Club 2-4	29 Long Arm Rental Day	30	Color of the month: orange



Nolting Quilting Machines



Nolting Longarm Machines

Nolting has 5 main machines, each with different reaches: from 17" to 30" depending on the machine. They are sold with or without a frame, but after I saw & helped set up one of the steel frames this week, I recommend buying the frame. All machines, except for the Standard--the most economical machine-- have a stitch regulator. I recommend a stitch regulator. All machines can be equipped with a computer and there are a couple of different ones to choose from. In addition, you can get an extended table base so that you can use rulers, you can get larger bobbins on some of the models and on the frames you can get hydraulic lifts to raise and lower the tables. In the coming weeks, I will print out more information on each model.

The best entry level machine is the Fun Quilter. It comes in 17", 20" & 23" reach. It comes with the Intellistitch Equalizer stitch regulator, standard speed control, needle up/down, and fixed handles in the front & rear. This machine can also be equipped with a computer.

The Pro Machine has the Intellistitch Turbo stitch regulator, single stitch option, standard speed control, needle up/down and customizable handles in the front & rear. The Pro Machine comes in 20", 24" and 30" reach with 10-12" of inside height. There are easy dials on the front to set stitch length and other options. This machine can also be equipped with a computer.

The NV Machine is the newest in the fleet of Nolting machines. This machine has a touch screen with programmable stitch regulation. You can stitch in 4 different stitch modes plus single stitch and needleup/down. It also has an adjustable brightness LED work light. This machine can also be equipped with a computer.

Normal Shop Hours:
Monday-Saturday 10-6
Sunday 1-5

Closed first Sunday of month (and some holidays)

New Hours for Winter Time (starting Nov 7-May 22)

Monday-Saturday 10-5, closed Sundays unless a class is scheduled. Then we're open 1-5. Check the schedule.

Join the fun and come feel the difference of quality fabrics.

Happy quilting!

Sincerely, Barbara Boyer

Around the Block
307-433-9555
www.aroundtheblockquilts.com

