



April 8, 2022

“They’re doing what?” asked Becca.

“Inserting a new lens into my eye and taking out the old one,” I said. “It’s called cataract surgery.”

“You mean someone is actually cutting into your eye,” Becca said, looking horrified.

“Yup. The old one, the original part, gets cloudy as you get older so it makes it harder to see. The doc fractures the old one, sucks it out and inserts a new lens.”

“You honestly pay for someone to do this?” Again, the skeptical look.

“Well, I’ve already had one done. Haven’t you seen me wearing two pairs of glasses sometimes? I have to wear my old glasses so I can see out of the eye that isn’t done yet. But I also have to wear cheaters so I can see up close with the fixed eye because the other eye can only see distance. When I get the second eye done, then I can ditch the glasses and just wear cheaters for close up work.”

“You’re getting old,” Becca remarked. “All of your parts are wearing out. Fake knees, fake eyes, what’s next?”

“I’m shooting for new feet and maybe new hands. Get rid of all the arthritis and I’ll be good to go for another 60 plus years.”

“Somebody will probably blow up the planet long before that,” Becca said.

“I thought that, too, about 40 years ago. And we’ve managed to survive. I think we’ll make it.”

“So when is all of this happening,” Becca asked. “I need to be on the alert in case you need a guide dog or something.”

“Don’t worry. By the time everyone reads this, it was yesterday.”

“So we’re actually talking in the future?” Becca said.

“No we’re talking in the past and publishing in the future.”

“I don’t get it.”

“Kinda like daylight saving time.”

“So we’re going to get fed late again, is that it?”

“Say good night Gracie.”



“My name is Becca,” she said.


“Right.”

What's New



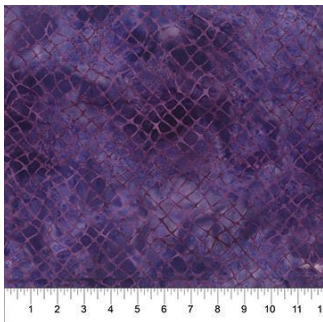


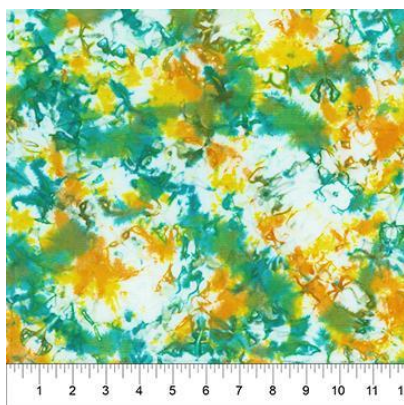



From Clothworks





From QT





From Northcott

We got 10 bolts of whites from P & B. They are hard to show, so I'm not putting the pics in.





From RJR Cotton + Steele



Michael Miller





From Riley Blake




Houses






From Hoffman







From 3 Wishes





We made 2 Easter table runner kits with these, and other, fabrics.





Riley Blake






From Clothworks



Northcott: We have one kit left



From Clothworks





Northcott

April

2022

Sunday	Monday	Tuesday	Wednesday	Thursday	Friday	Saturday
Color of the month: yellow					1	2
						BOM 10:30 Nova/Sidekick ruler quilt 1-5
CLOSED 3	4	5 Hand work Club 2-4	6 Beginning Machine Quilting 1-4	7 Long Arm Rental Day	8	9 Embroidery Club 10-noon Spider web 1-5
CLOSED 10	11	12 Hand work Club 2-4	13 Knit Pickers' Club 2-4	14 Long Arm Rental Day	15	16 Deb Tucker's Tumbling Triangle w/V Block Ruler
CLOSED Easter 17	18	19 Hand work Club 2-4	20 Beginning Machine Applique 1-4	21 Long Arm Rental Day	22	23 Spider web 10:30-4
CLOSED 24	25	26 Hand work Club 2-4	27 Knit Pickers' Club 2-4	28 Long Arm Rental Day	29	30 Sewing Apron with lots of pockets 10:30-4

Sunday	Monday	Tuesday	Wednesday	Thursday	Friday	Saturday
1 CLOSED	2	3 Hand work Club 2-4	4 Long Arm class 10:30	5 Long Arm Rental Day	6	7 BOM 10:30 Zig Zag Quilt 1-5
8 CLOSED	9	10 Hand work Club 2-4	11 Knit Pickers' Club 2-4	12 Long Arm Rental Day	13	14 Embroidery Club 10-noon Beginning Paper Piecing 1-5
15 Moms' Day CLOSED	16 Full moon	17 Hand work Club 2-4	18 Long Arm class 10:30	19 Long Arm Rental Day	20 Potluck Long Weekend	21 Potluck Long Weekend
22 Potluck Long Weekend Shop is now open 1-5!	23 Potluck Long Weekend	24 Hand work Club 2-4	25 Knit Pickers' Club 2-4	26 Long Arm Rental Day	27	28 One Block Wonder Panel, getting started, choosing panels, first cuts 10:30-4
29 Shop is now open 1-5!	30	31 Hand work Club 2-4	Color of the month: whites			

April Classes

Beginning Machine Applique Wed April 20 1-4 \$40 Barb Boyer

Learn the basics of machine applique. I will teach you how to do the satin stitch and button hole (blanket stitch) around the edges of you applique, including doing points or tips (like on Christmas trees and stars), corners and curves. I will provide the samples for your practice. All you need is a foot that will allow wide (zig zag) stitching.

Beginning Machine Quilting Wed April 6 1-4 \$40 Barb Boyer

Learn the basics of machine quilting from start to finish: Getting the top pieced properly, pinning the quilt sandwich, choosing the pattern and thread, and quilting. You will practice on samples provide in class. You will need a hopping/darning foot as most of the class will focus on free motion quilting.

Deb Tucker's Tumbling Blocks Saturday April 16 10:30-4 \$35 Jean Korber

By Combining two contrasting fabrics you will create triangles tumbling down the quilt. Using your V Block tool, this quilt is fun and quick. Just jump right in and give it a whirl! It's fun to work with new rulers to create new and interesting blocks!

Sewing Apron with lots of pockets Sat April 30 10:30-4 \$30 Jean Korber

You've seen Jean and her sewing apron that she wears during classes? One with all sorts of pockets for all the things you need to keep handy when you're sewing? Well, she's not teaching that apron (she'll you how she does it, though, in class). But she is teaching a similar apron pattern, with lots of

pockets. You may even get the entire apron made in class! And think what fun gifts aprons would be for Christmas! It's not too early to get started!

Spiderweb Quilt April 9 (1-4) and 23 10:30-4 \$35 Barb Boyer

This quilt incorporates strip piecing/panel sewing and 60 degree triangles. You will need a 60 degree triangle ruler (8 or 10 inch is the most useful size, but if you have the 12" which is used in Triangle Frenzy quilts, it will work just fine). You will also need lots of 2" scraps. I suggest cutting all your strips (or a bunch of them) prior to class. Most useful is 2" X 42", but shorter strips can also be used. Best colors are medium and dark—scrappy is fun! The first class is sewing & cutting the blocks. The second class is sewing the rows together: new skill learned is how to make the seams all meet properly!

May Classes

Beginning Paper Piecing Saturday May 14 1-5 \$35 Barb Boyer

This small wall hanging will teach you all the basics of paper piecing! Paper piecing is a skill to be learned in person, but it is also a skill that is perfect for beginners. You sew directly on the lines on the paper and your points come out perfect everytime!

Pot Luck Retreat Friday-Monday May 20-22 \$50 Barb Boyer



Pot Luck is just the name of the quilt, but it is also a good description of the quilt. Freddy Moran and Gwen Marsden are the creators of Liberated Quilts, that are made from left overs (often called the parts department). Black fabrics can feature prominently in their quilts and red is often used as a neutral. Blocks tend to be "liberated" or free form, kinda made up as you go. It is a liberating way to make a quilt. The retreat will focus on choosing various blocks to put into your quilt, finding your "neutral" color, sharing ideas and fabrics, and incorporating orphan blocks into the mix. These quilts are fun, and it's on the schedule because I want to finish my quilt that I started 2 years ago. Which means a second quilt, with all the left over parts, will be soon coming.

One Block Wonder Panel 1st class Saturday May 28 10:30-4 \$50 Jean Korber

Back by popular demand! This quilt uses 7 identical panels, 6 of which are cut up into equilateral triangles and pieced around the panel, which is worked into the center, the top, the bottom, the side—you choose! First class is getting your panels cut. Subsequent classes (2 more) in June will follow for designing and sewing. If you haven't made one of these quilts, now is the time to learn. And an in person class, especially for this quilt, is the way to do it.

Zig Zag Quilt Saturday May 7 1-5 \$35 Barb Boyer

A change up from the traditional Jelly Roll Quilt. Zig Zag uses one bundle of 2 ½" Strips plus additional fabric. The cascading colors make a stunning, simple to piece quilt. Perfect for that last minute gift: graduation, wedding, Mother's Day, Father's Day, etc.



Nolting Quilting Machines



Nolting Longarm Machines

Nolting has 5 main machines, each with different reaches: from 17" to 30" depending on the machine. They are sold with or without a frame, but after I saw & helped set up one of the steel frames this week, I recommend buying the frame. All machines, except for the Standard--the most economical machine-- have a stitch regulator. I recommend a stitch regulator. All machines can be equipped with a computer and there are a couple of different ones to choose from. In addition, you can get an extended table base so that you can use rulers, you can get larger bobbins on some of the models and on the frames you can get hydraulic lifts to raise and lower the tables. In the coming weeks, I will print out more information on each model.

The best entry level machine is the Fun Quilter. It comes in 17", 20" & 23" reach. It comes with the Intellistitch Equalizer stitch regulator, standard speed control, needle up/down, and fixed handles in the front & rear. This machine can also be equipped with a computer.

The Pro Machine has the Intellistitch Turbo stitch regulator, single stitch option, standard speed control, needle up/down and customizable handles in the front & rear. The Pro Machine comes in 20", 24" and 30" reach with 10-12" of inside height. There are easy dials on the front to set stitch length and other options. This machine can also be equipped with a computer.

The NV Machine is the newest in the fleet of Nolting machines. This machine has a touch screen with programmable stitch regulation. You can stitch in 4 different stitch modes plus single stitch and needle up/down. It also has an adjustable brightness LED work light. This machine can also be equipped with a computer.

Normal Shop Hours:
Monday-Saturday 10-6
Sunday 1-5
Closed first Sunday of month (and some holidays)
New Hours for Standard Time (starting Nov 7-March 13)
Monday-Saturday 10-5, closed Sundays unless a class is scheduled. Then we're open 1-5.
Check the schedule.

Join the fun and come feel the difference of quality fabrics.

Happy quilting!

Sincerely, Barbara Boyer
Around the Block
307-433-9555
www.aroundtheblockquilts.com

