



April 28, 2022

Star Crossed Mystery Quilt

79" X 97"

Step One

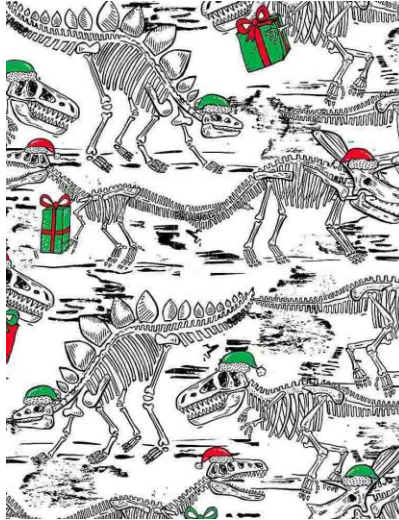
Fabric Requirements

- 1 10" precut package or 36 9 1/2" squares of various colors
- 1 1/2 yds. Choose a dominant dark color (red, for example) that will contrast well with the 36 squares
- 1 1/2 yds background or light. Choose a light color (tan for example) that will contrast well with the 36 squares and the dark fabric.
- 3/4 yard for inner border Color can be chosen after quilt is made.
- 2 1/2 yds for outer border Color can be chosen after quilt is made.
- 3/4 yard for binding
- Backing: Vertically pieced 5 3/4 yards (only gives 5" extra). Horizontal piecing (3 pieces) 7 yards
- Batting: 85" X 103"

Cutting Instructions:

1. Cut 36 9 1/2" squares of various colors. If working with a 10" precut, you will need to trim each square to 9 1/2".
2. Cut 6 red squares and 6 tan squares at 10" X 10"
3. Cut 60 tan squares at 2 3/4" X 2 3/4"
4. Cut 60 tan rectangles at 2 3/4" X 5"
5. Cut 120 red squares at 2 3/4" X 2 3/4"
6. Cut 15 red squares at 5" X 5"

P.S. I am using my John Wayne precuts from several years ago.



We haven't had a good alligator story in a while. Gators and crocs wander around in places that don't include Wyoming. I think that's probably why they are so fascinating. They are also kind of Jurassic, and dinosaurs are really cool.

So...down in Australia where the really weird animals reside, a salt water croc leapt into a 15-foot long boat. The boat was occupied by a couple who were just innocently fishing and they captured the whole thing on video. And you can watch it on TikTok, if you know how to do that. Or just google "croc attack Australia boat" and you'll find not just one jumping croc but at least 2, each one almost one year apart. Must be something about April.

In the most recent attack, the couple was just out fishing, in one of the numerous salt water rivers in northwestern Australia, minding their own business, when... "The whole time we were out there, we would go, 'Is that a croc or is that a stick?' Then, the stick turned around," Kathryn Dyball said. Talk about an OMG moment. Or a Stephen King moment. Ever wonder where he gets his ideas.....?

Anyway, the couple was pulling a fishing line out of the water, when the crocodile went after it. On camera it shows the croc missing the line, staring into the camera then leaping from the water into the boat. The croc appears to hit the camera then moments later it's back in the water and the boat moves away. A crocodile expert, commenting on last year's similar attack where a large crocodile also launched itself into a fishing boat, said crocodiles have "very powerful tails" that they use to lift themselves out of the water. Shudder into a Stephen King moment.

Dyball said she probably wouldn't be exploring the rivers any more. "[Crocodiles] should be respected ... we won't be making that mistake again," she said.

I guess not.

In other Jurassic news, an incomplete tooth measuring about 2.4 inches belonging to an ancient sea monster was discovered. This monster was probably about 49 feet long, although another fossil/monster was found that measured 69 feet. In comparison, the leaping salt water croc was only 13 feet long.

Now, if you're thinking that 2.4 inches for a tooth isn't all that big, Martin Sander, paleontologist at the University of Bonn in Germany, said it is "twice as large as any aquatic reptile known." This sea monster is called an ichthyosaur and it is similar to whales and dolphins and is about the same size as a blue whale.

And in even more Jurassic news, if you are really into dinosaurs, you can buy your own for just \$6 million, give or take a million. The skeleton was found in Wolf Canyon, Montana. It is a Deinonychus Antirrhopus, or what popular culture, thanks to writer Michael Crichton (of Jurassic Park fame), dubbed a Raptor. And its name is Hector. Of course. Christie's Auction House is planning on selling Hector on May 11, so you don't have much time to collect your cash.

If you can't afford a real dinosaur, you can buy a life sized replica of the T-Rex for only \$120,000. You'll need at least 40 feet to display it. Makes buying a long arm quilting machine a piece of cake, doesn't it.

And if you're wondering, why all of the news about dinosaurs? Well, it did start with the crocodile attack. But the trailer has just been released for the next, maybe final? Jurassic Park movie, Jurassic Park Dominion, opening June 1, 2022. I can't wait.

For those of you who don't (or can't) get to the end of the newsletter, shop hours right now are:

Normal Shop Hours:

Monday-Saturday 10-6

Sunday 1-5

Closed first Sunday of month (and some holidays)

New Hours for Winter Time (Nov 7-May 22)

Monday-Saturday 10-5, closed Sundays unless a class is scheduled. Then we're open 1-5. Check the schedule.

And, because I didn't get the full moon days copied over from the Spring Newsletter and because they aren't showing up in the calendar:


Full Moon Days: May 16. I'll get June-August scheduled soon.

RETREAT WITH SUE FRERICH! \$50


Sue Frerich is coming for a visit and she wants to teach a class! And it's a great way for all of her friends and students to see her and say hi.

The retreat will be June 3-5 (Fri-Sun). She is teaching an American Jane pattern, a fun round quilt perfect for a table topper or fun wall hanging. Come into the shop to see Sue's sample.




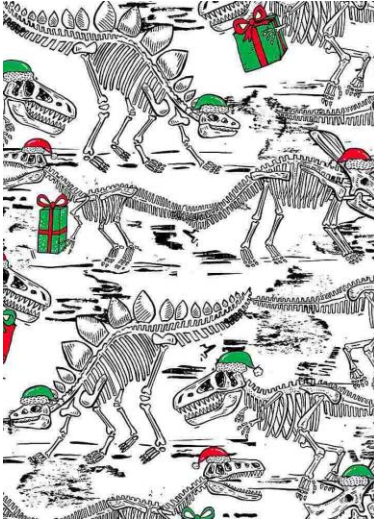
Sign up early to reserve your space. You know the shop, so space will be limited but we're hoping to accommodate 15 sewers! More info will be coming.





What's New








From Timeless Treasures



From Northcott













From Michael Miller



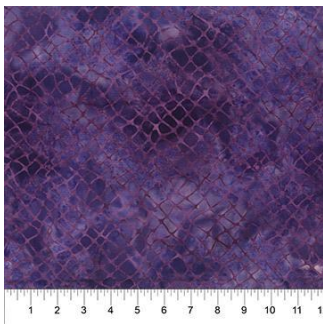


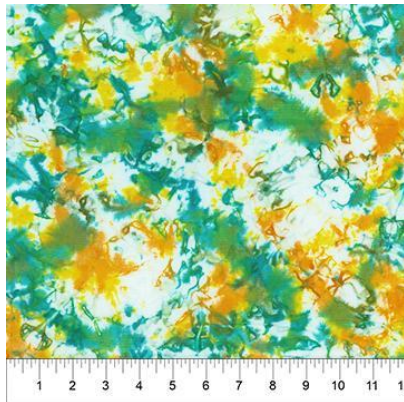



From Clothworks





From QT





From Northcott






Michael Miller



These are "Save the Planet" fabrics





From Hoffman





From 3 Wishes







From Clothworks



From Clothworks





Northcott

April

2022

Sunday	Monday	Tuesday	Wednesday	Thursday	Friday	Saturday
Color of the month: yellow					1	2 BOM 10:30 Nova/Sidekick ruler quilt 1-5
CLOSED 3	4	5 Hand work Club 2-4	6 Beginning Machine Quilting 1-4	7 Long Arm Rental Day	8	9 Embroidery Club 10-noon Spider web 1-5
CLOSED 10	11	12 Hand work Club 2-4	13 Knit Pickers' Club 2-4	14 Long Arm Rental Day	15	16 Deb Tucker's Tumbling Triangle w/V Block Ruler
CLOSED Easter 17	18	19 Hand work Club 2-4	20 Beginning Machine Applique 1-4	21 Long Arm Rental Day	22	23 Spider web 10:30-4
CLOSED 24	25	26 Hand work Club 2-4	27 Knit Pickers' Club 2-4	28 Long Arm Rental Day	29	30 Sewing Apron with lots of pockets 10:30-4

Sunday	Monday	Tuesday	Wednesday	Thursday	Friday	Saturday
1 CLOSED	2	3 Hand work Club 2-4	4 Long Arm class 10:30	5 Long Arm Rental Day	6	7 BOM 10:30 Zig Zag Quilt 1-5
8 CLOSED	9	10 Hand work Club 2-4	11 Knit Pickers' Club 2-4	12 Long Arm Rental Day	13	14 Embroidery Club 10-noon Beginning Paper Piecing 1-5
15 Moms' Day CLOSED	16 Full moon	17 Hand work Club 2-4	18 Long Arm class 10:30	19 Long Arm Rental Day	20 Potluck Long Weekend	21 Potluck Long Weekend
22 Potluck Long Weekend Shop is now open 1-5!	23 Potluck Long Weekend	24 Hand work Club 2-4	25 Knit Pickers' Club 2-4	26 Long Arm Rental Day	27	28 One Block Wonder Panel, getting started, choosing panels, first cuts 10:30-4
29 Shop is now open 1-5!	30	31 Hand work Club 2-4	Color of the month: whites			

April Classes

Deb Tucker's Tumbling Blocks Saturday April 16 10:30-4 \$35 Jean Korber

By Combining two contrasting fabrics you will create triangles tumbling down the quilt. Using your V Block tool, this quilt is fun and quick. Just jump right in and give it a whirl! It's fun to work with new rulers to create new and interesting blocks!

Sewing Apron with lots of pockets Sat April 30 10:30-4 \$30 Jean Korber

You've seen Jean and her sewing apron that she wears during classes? One with all sorts of pockets for all the things you need to keep handy when you're sewing? Well, she's not teaching that apron (she'll you how she does it, though, in class). But she is teaching a similar apron pattern, with lots of pockets. You may even get the entire apron made in class! And think what fun gifts aprons would be for Christmas! It's not too early to get started!

May Classes

Beginning Paper Piecing Saturday May 14 1-5 \$35 Barb Boyer

This small wall hanging will teach you all the basics of paper piecing! Paper piecing is a skill to be learned in person, but it is also a skill that is perfect for beginners. You sew directly on the lines on the paper and your points come out perfect everytime!

Pot Luck Retreat Friday-Monday May 20-22 \$50 Barb Boyer


Pot Luck is just the name of the quilt, but it is also a good description of the quilt. Freddy Moran and Gwen Marsden are the creators of Liberated Quilts, that are made from left overs (often called the parts department). Black fabrics can feature prominently in their quilts and red is often used as a neutral. Blocks tend to be “liberated” or free form, kinda made up as you go. It is a liberating way to make a quilt. The retreat will focus on choosing various blocks to put into your quilt, finding your “neutral” color, sharing ideas and fabrics, and incorporating orphan blocks into the mix. These quilts are fun, and it’s on the schedule because I want to finish my quilt that I started 2 years ago. Which means a second quilt, with all the left over parts, will be soon coming.

One Block Wonder Panel 1st class Saturday May 28 10:30-4 \$50 Jean Korber

Back by popular demand! This quilt uses 7 identical panels, 6 of which are cut up into equilateral triangles and pieced around the panel, which is worked into the center, the top, the bottom, the side—you choose! First class is getting your panels cut. Subsequent classes (2 more) in June will follow for designing and sewing. If you haven’t made one of these quilts, now is the time to learn. And an in person class, especially for this quilt, is the way to do it.

Zig Zag Quilt Saturday May 7 1-5 \$35 Barb Boyer

A change up from the traditional Jelly Roll Quilt. Zig Zag uses one bundle of 2 ½” Strips plus additional fabric. The cascading colors make a stunning, simple to piece quilt. Perfect for that last minute gift: graduation, wedding, Mother’s Day, Father’s Day, etc.



Nolting Quilting Machines



Nolting Longarm Machines

Nolting has 5 main machines, each with different reaches: from 17" to 30" depending on the machine. They are sold with or without a frame, but after I saw & helped set up one of the steel frames this week, I recommend buying the frame. All machines, except for the Standard--the most economical machine-- have a stitch regulator. I recommend a stitch regulator. All machines can be equipped with a computer and there are a couple of different ones to choose from. In addition, you can get an extended table base so that you can use rulers, you can get larger bobbins on some of the models and on the frames you can get hydraulic lifts to raise and lower the tables. In the coming weeks, I will print out more information on each model.

The best entry level machine is the Fun Quilter. It comes in 17", 20" & 23" reach. It comes with the Intellistitch Equalizer stitch regulator, standard speed control, needle up/down, and fixed handles in the front & rear. This machine can also be equipped with a computer.

The Pro Machine has the Intellistitch Turbo stitch regulator, single stitch option, standard speed control, needle up/down and customizable handles in the front & rear. The Pro Machine comes in 20", 24" and 30" reach with 10-12" of inside height. There are easy dials on the front to set stitch length and other options. This machine can also be equipped with a computer.

The NV Machine is the newest in the fleet of Nolting machines. This machine has a touch screen with programmable stitch regulation. You can stitch in 4 different stitch modes plus single stitch and needle up/down. It also has an adjustable brightness LED work light. This machine can also be equipped with a computer.

Normal Shop Hours:
Monday-Saturday 10-6
Sunday 1-5

Closed first Sunday of month (and some holidays)

New Hours for Winter Time (starting Nov 7-May 22)

Monday-Saturday 10-5, closed Sundays unless a class is scheduled. Then we're open 1-5.
Check the schedule.

Join the fun and come feel the difference of quality fabrics.

Happy quilting!

Sincerely, Barbara Boyer
Around the Block
307-433-9555
www.aroundtheblockquilts.com

