



April 15, 2022

How you know it's springtime in Wyoming. The lilacs are blooming in Ft. Collins.

Okay, don't laugh. I realize Wyoming doesn't really have spring. We have winter, then mud, then summer. But it's worth noting what we miss.

For example, on a website that talks about things to do for spring break in Wyoming, you have your choice of snowmobiling, skiing, snowshoeing or soaking in hot springs in places like Saratoga and Thermopolis.

Compare that with Orlando, Florida, where you can go blueberry picking, camping, attend flower festivals, float in a hot air balloon, go tubing and snorkeling, play golf, and go on a picnic. Now, it's possible to do some of those things in Wyoming, but you'd need orange balls to show up against the snow when playing golf, wet suits for any regular water activities, and an insulated tent with a stove for camping.

But Wyomingites know their springtime. We start sneezing, even when it isn't windy. We also exclaim over the fat robins and chirpy meadowlarks that have returned. And fat robins, by the way, aren't fat because they are eating worms – those are still buried under frozen ground. They look fat because they are cold. They are fluffing up their feathers. It's Wyoming, after all.

So the easiest thing to do in the spring in Wyoming is clean. An indoor activity that is not dependent upon the snow drift depths. And when is a good time to start this activity? On the first day of Spring, of course -- in case you missed it, Spring arrived on March 20, so if you haven't started yet, you're running behind. But in Wyoming, Spring always runs about a month behind every place else.

So why do we spring clean, rather than summer clean, fall clean, winter clean. Well, as pointed out above, in Wyoming, at least, there is not much else you can do in the spring. But spring cleaning does have some historic roots. In the old days when homes were heated only by fires and doors & windows were always closed to keep the heat in and cold out, soot and dust accumulated. Spring is the perfect time to get rid of the soot.

Religious customs often dictate timing for housecleaning. In Jewish custom, Passover is a holiday that recognizes the exodus of the Jews from Egypt. When the Israelites fled Egypt they had to leave a lot of things behind, including leavened bread. Think sourdough starter. Also, since they were slaves in Egypt, they were generally fed unleavened bread. Thus as they observe Passover, they rid their houses of any trace of leavened (yeast) bread because even a crumb is considered to be arrogant and ungrateful to the struggle of their ancestors.

Catholics often reserve the days after Palm Sunday to thoroughly clean the house. And then they go to confession. I'm not sure if the two activities are necessarily connected—I just report what I find on the internet. Sometimes the beginning of Lent is also the week to clean.

In Iranian culture, their New Year begins on the first day of spring. Their spring cleaning tradition is called “shaking the house” to rid the vestiges of the old year to make room for the new year. We “shake” our houses, too, in the spring by taking our rugs outside and beating them. Iranians also buy new clothes. Think Easter bonnets, new black (or white) patent leather shoes, Easter dress for us.

In China, their spring cleaning comes before their New Year as well, which occurs around our New Year, January 1. They clean to get rid of any bad luck that may have accumulated over the past year. And when the house is clean, they can welcome good fortune back into the house. They also have a good cleaning custom that I can embrace: Once the house is clean, they avoid sweeping for a few days following the new year so they don't sweep away any good fortune that may have arrived. For me, that's a good excuse not to clean for several .... months?

But there are also biological reasons for cleaning. More sunshine reduces melatonin production, which is a hormone that causes sleepiness. So we wake up from our winter doldrums and we have more energy. And because we can't putt putt golf, we putt putt around the house, sweeping out the soot, bad luck, crumbs and negative energy that have been stored up inside the house all winter.

In the past, my “spring” celebrations included Easter beer hunts, over approximately 5 acres up at Buford—think cold & wind. But you got to keep some of the beer you found and you drank the rest. And competitive Easter egg hunts, again over several acres, where you hunted for eggs up trees, down holes and under manure. Ah, traditions.

So happy Spring! It will probably snow tonight.

---

---

**For those of you who don't (or can't) get to the end of the newsletter, shop hours right now are:**

**Normal Shop Hours:**

**Monday-Saturday 10-6**

**Sunday 1-5**

**Closed first Sunday of month (and some holidays)**

**New Hours for Winter Time (starting Nov 7-May 22)**

**Monday-Saturday 10-5, closed Sundays unless a class is scheduled. Then we're open 1-5. Check the schedule.**

**And, because I didn't get the full moon days copied over from the Spring Newsletter and because they**

aren't showing up in the calendar:


Full Moon Days: January 17, February 16, March 18, April 16 and May 16.

## RETREAT WITH SUE FRERICH!

Sue Frerich is coming for a visit and she wants to teach a class! And it's a great way for all of her friends and students to see her and say hi.

The retreat will be June 3-5 (Fri-Sun). She is teaching an American Jane pattern, a fun round quilt perfect for a table topper or fun wall hanging. Come into the shop to see Sue's sample.


Sign up early to reserve your space. You know the shop, so space will be limited but we're hoping to accommodate 15 sewers! More info will be coming.





## What's New



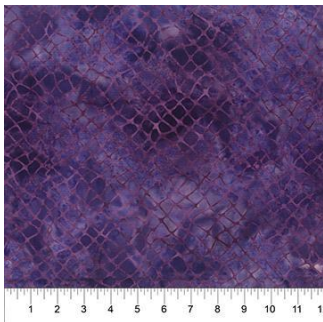


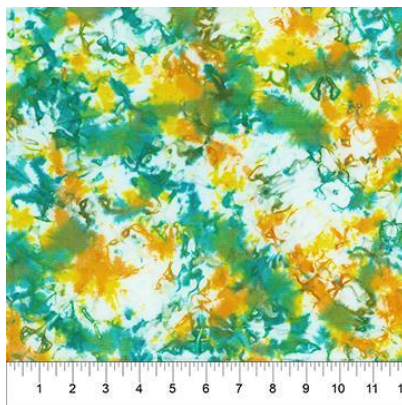



From Clothworks





From QT





From Northcott

---

We got 10 bolts of whites from P & B. They are hard to show, so I'm not putting the pics in.

---




From RJR Cotton + Steele

---



Michael Miller






From Hoffman







From 3 Wishes









From Clothworks



Northcott: We have one kit left



From Clothworks





Northcott

---

April

2022

Sunday	Monday	Tuesday	Wednesday	Thursday	Friday	Saturday
Color of the month: yellow					1	2
						<b>BOM 10:30 Nova/Sidekick ruler quilt 1-5</b>
CLOSED 3	4	5	6	7	8	9
		<b>Hand work Club 2-4</b>	Beginning Machine Quilting 1-4	<b>Long Arm Rental Day</b>		<b>Embroidery Club 10-noon Spider web 1-5</b>
CLOSED 10	11	12	13	14	15	16
		<b>Hand work Club 2-4</b>	<b>Knit Pickers' Club 2-4</b>	<b>Long Arm Rental Day</b>		<b>Deb Tucker's Tumbling Triangle w/V Block Ruler</b>
CLOSED Easter 17	18	19	20	21	22	23
		<b>Hand work Club 2-4</b>	Beginning Machine Applique 1-4	<b>Long Arm Rental Day</b>		Spider web 10:30-4
CLOSED 24	25	26	27	28	29	30
		<b>Hand work Club 2-4</b>	<b>Knit Pickers' Club 2-4</b>	<b>Long Arm Rental Day</b>		<b>Sewing Apron with lots of pockets 10:30-4</b>

Sunday	Monday	Tuesday	Wednesday	Thursday	Friday	Saturday
1 CLOSED	2	3 Hand work Club 2-4	4 Long Arm class 10:30	5 Long Arm Rental Day	6	7 BOM 10:30 Zig Zag Quilt 1-5
8 CLOSED	9	10 Hand work Club 2-4	11 Knit Pickers' Club 2-4	12 Long Arm Rental Day	13	14 Embroidery Club 10-noon Beginning Paper Piecing 1-5
15 Moms' Day CLOSED	16 Full moon	17 Hand work Club 2-4	18 Long Arm class 10:30	19 Long Arm Rental Day	20 Potluck Long Weekend	21 Potluck Long Weekend
22 Potluck Long Weekend Shop Is now open 1-5!	23 Potluck Long Weekend	24 Hand work Club 2-4	25 Knit Pickers' Club 2-4	26 Long Arm Rental Day	27	28 One Block Wonder Panel, getting started, choosing panels, first cuts 10:30-4
29 Shop Is now open 1-5!	30	31 Hand work Club 2-4	Color of the month: whites			

## April Classes

### Beginning Machine Applique Wed April 20 1-4 \$40 Barb Boyer

Learn the basics of machine applique. I will teach you how to do the satin stitch and button hole (blanket stitch) around the edges of you applique, including doing points or tips (like on Christmas trees and stars), corners and curves. I will provide the samples for your practice. All you need is a foot that will allow wide (zig zag) stitching.

### Deb Tucker's Tumbling Blocks Saturday April 16 10:30-4 \$35 Jean Korber

By Combining two contrasting fabrics you will create triangles tumbling down the quilt. Using your V Block tool, this quilt is fun and quick. Just jump right in and give it a whirl! It's fun to work with new rulers to create new and interesting blocks!

### Sewing Apron with lots of pockets Sat April 30 10:30-4 \$30 Jean Korber

You've seen Jean and her sewing apron that she wears during classes? One with all sorts of pockets for all the things you need to keep handy when you're sewing? Well, she's not teaching that apron (she'll you how she does it, though, in class). But she is teaching a similar apron pattern, with lots of pockets. You may even get the entire apron made in class! And think what fun gifts aprons would be for .... Christmas! It's not too early to get started!



## May Classes

**Beginning Paper Piecing Saturday May 14 1-5 \$35 Barb Boyer**

This small wall hanging will teach you all the basics of paper piecing! Paper piecing is a skill to be learned in person, but it is also a skill that is perfect for beginners. You sew directly on the lines on the paper and your points come out perfect everytime!

**Pot Luck Retreat Friday-Monday May 20-22 \$50 Barb Boyer**


Pot Luck is just the name of the quilt, but it is also a good description of the quilt. Freddy Moran and Gwen Marsden are the creators of Liberated Quilts, that are made from left overs (often called the parts department). Black fabrics can feature prominently in their quilts and red is often used as a neutral. Blocks tend to be “liberated” or free form, kinda made up as you go. It is a liberating way to make a quilt. The retreat will focus on choosing various blocks to put into your quilt, finding your “neutral” color, sharing ideas and fabrics, and incorporating orphan blocks into the mix. These quilts are fun, and it’s on the schedule because I want to finish my quilt that I started 2 years ago. Which means a second quilt, with all the left over parts, will be soon coming.

**One Block Wonder Panel 1<sup>st</sup> class Saturday May 28 10:30-4 \$50 Jean Korber**

Back by popular demand! This quilt uses 7 identical panels, 6 of which are cut up into equilateral triangles and pieced around the panel, which is worked into the center, the top, the bottom, the side—you choose! First class is getting your panels cut. Subsequent classes (2 more) in June will follow for designing and sewing. If you haven’t made one of these quilts, now is the time to learn. And an in person class, especially for this quilt, is the way to do it.

**Zig Zag Quilt Saturday May 7 1-5 \$35 Barb Boyer**

A change up from the traditional Jelly Roll Quilt. Zig Zag uses one bundle of 2 ½” Strips plus additional fabric. The cascading colors make a stunning, simple to piece quilt. Perfect for that last minute gift: graduation, wedding, Mother’s Day, Father’s Day, etc.



**Nolting Quilting Machines**

---



## Nolting Longarm Machines

Nolting has 5 main machines, each with different reaches: from 17" to 30" depending on the machine. They are sold with or without a frame, but after I saw & helped set up one of the steel frames this week, I recommend buying the frame. All machines, except for the Standard--the most economical machine-- have a stitch regulator. I recommend a stitch regulator. All machines can be equipped with a computer and there are a couple of different ones to choose from. In addition, you can get an extended table base so that you can use rulers, you can get larger bobbins on some of the models and on the frames you can get hydraulic lifts to raise and lower the tables. In the coming weeks, I will print out more information on each model.

The best entry level machine is the Fun Quilter. It comes in 17", 20" & 23" reach. It comes with the Intellistitch Equalizer stitch regulator, standard speed control, needle up/down, and fixed handles in the front & rear. This machine can also be equipped with a computer.

The Pro Machine has the Intellistitch Turbo stitch regulator, single stitch option, standard speed control, needle up/down and customizable handles in the front & rear. The Pro Machine comes in 20", 24" and 30" reach with 10-12" of inside height. There are easy dials on the front to set stitch length and other options. This machine can also be equipped with a computer.

The NV Machine is the newest in the fleet of Nolting machines. This machine has a touch screen with programmable stitch regulation. You can stitch in 4 different stitch modes plus single stitch and needle up/down. It also has an adjustable brightness LED work light. This machine can also be equipped with a computer.

---

Normal Shop Hours:  
**Monday-Saturday 10-6**  
**Sunday 1-5**

Closed first Sunday of month (and some holidays)

**New Hours for Winter Time (starting Nov 7-May 22)**

**Monday-Saturday 10-5, closed Sundays unless a class is scheduled. Then we're open 1-5.**  
**Check the schedule.**

Join the fun and come feel the difference of quality fabrics.

Happy quilting!

Sincerely, Barbara Boyer  
Around the Block  
307-433-9555  
[www.aroundtheblockquilts.com](http://www.aroundtheblockquilts.com)

