



September 24, 2021

Finish Your Quilt Sale is Back!

First Saturday of the Month Backing, Binding and Batting is on sale at 20%. The catch? You have to have a finished quilt top **AND** you have to bring that top in for show & tell. It must be completely ready for the next step: Quilting!

We have wool batting, 80/20 from Winline and Quilter's Dream, 100% cotton white from Quilter's Dream batting in the select flavor, Dream Orient (silk, bamboo & cotton) and 100% cotton natural from Quilter's Dream in the request flavor. So lots to choose from.

Halloween is coming. We know this because we have passed the fall equinox and we've had the first really cool full moon rise. The moonrises in September and October are always spectacular because the full moon rises just a little after the sun has set, causing it, the moon, to appear huge and bright orange. There is bound to be a great scientific explanation for all of this, but for me, it's just what happens in September and October.

Other things signal the approach of Halloween, including waning daylight in the evenings, cooler temps and the turning of leaves – everything associated with the tilt of the earth's axis in relation to the sun. As we cycle through the days of tilting away from the sun (in our hemisphere), days get shorter, nights get longer, and the temps get colder.

But another thing happens as well in La Junta, Colorado. And it's become a tourist

attraction.

It's the tarantula annual mating season. Thousands of big huge hairy male spiders migrate from one place to the other, crawling across the landscape looking for a wife. And tourists come to watch.

Now I've been interested in attending the synchronous firefly event in the Smoky Mountains in early June. Tens of thousands of fireflies swarm around the forest, specifically around the Elkmont campground which apparently hosts the largest population of the fireflies. You need tickets to this event because so many people attend.

But you don't need tickets, at least not yet or maybe ever, to see the tarantulas crawling across the rocks in La Junta. And you don't need binoculars to see them, assuming you are keeping your distance. These things are about the size of an iPhone and they don't move that fast.

Now tarantulas have gotten a bad rap over the ... years? Centuries? Since they've existed? And it's because they are big and hairy and have 8 moving legs. But they aren't that poisonous. Now the article about this event said the spiders weren't poisonous, but then went on to say that if you get bitten it will hurt a lot and probably cause a rash. That to me classifies the bite as being poisonous. Perhaps not lethally, but nevertheless poisonous.

So I'm just not that interested in going to see tarantulas.

Other news, because I don't quite know where to put it and I want to draw your attention to it: I am teaching long arm classes again, on Wednesdays. It is not on the calendar, because I forgot to put it in. If you're interested, call & see what's available.


And in other news: Remember our reading list? Or maybe it was my reading list that I thought was exciting and challenging. I thought I would report on my progress and encourage you to continue picking books from the list. The categories I have finished are highlighted in bold, with the name of the book. I've enjoyed all of the books except for one, Liar Liar, and Fall, or Dodge in Hell is really strange and I will only finish it because I'm curious how it will end. I still have a couple of categories to finish and I think I know what I will read.

- 1. An epistolary novel (The Guernsey Literary and Potato Peel Pie Society Novel by Annie Barrows and Mary Ann Shaffer)**
- 2. A book set on a different planet (Skyward, by Brandon Sanderson)**
3. A book about mythology (Fall or Dodge in Hell by Neal Stephenson, almost finished)

4. A historical fiction that takes place after 1900 and is not set in WWI or WWII. (*The Widows of Malabar Hill* by Sujata Massey.)
5. A Latinx author (*Mexican Gothic* by Silvia Moreno-Garcia)
6. A book by a non-American author (Any of the *Miss Fisher* books by Kerry Greenwood)
7. A book that passes the Bechdel test (*The Alice Network*, by Kate Quinn, halfway through)
8. A young adult novel (*The Scorpio Races* by Maggie Stiefvater)
9. A book set in a city that has hosted the Olympics (*Murder on the Left Bank* by Cara Black)
10. A book with a map (*A Darker Shade of Magic* by V.E. Schwab)
11. A book with a yellow cover (*The Chicken Sisters* by KJ Dell'Antonia)
12. A book with the same title as a movie or TV show but is unrelated to it (*Liar Liar* by K.J. Larson)
13. A book by an author with flora or fauna in his/her name (*Verse & Vengeance* by Amanda Flower)
14. A nonfiction title about any historic event that interests you (*The Splendid and the Vile* by Erik Larsen)
15. A finalist for the 2019 or 2020 Women's Prize for Fiction (*My Sister, the Serial Killer* by Anna Burns)
16. A book on a subject you know nothing about (*Stiff* by Mary Roach)
17. A book with a pun in the title (still looking, maybe I'll read from Piers Anthony and his Xanth series)
18. A book with "gold" "silver" or "bronze" in the title (*The Silver Gun* by L.A. Chandler)
19. A book by a WOC (*Libertie: A Novel* by Kaitlyn Greenidge)
20. A book with a bird on the cover (*The Ballad of Songbirds and Snakes* by Suzanne Collins)

What's New





From QT







From Alexander Henry



From Robert Kaufman







Available
7/15/2021



Available 7/15/2021

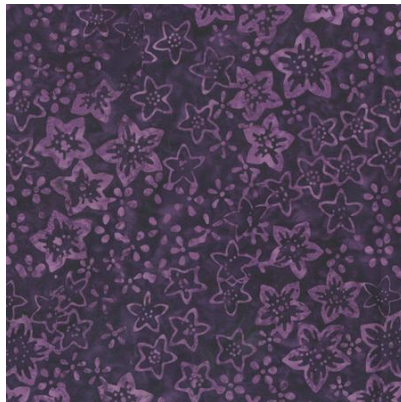




Available 7/15/2021

From Sykel




From Anthology







From RJR

Y




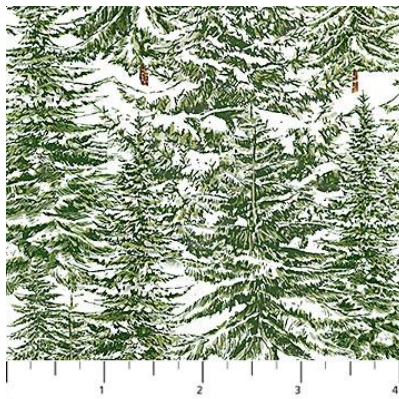



From Windham flannel. The 3 whites are flat





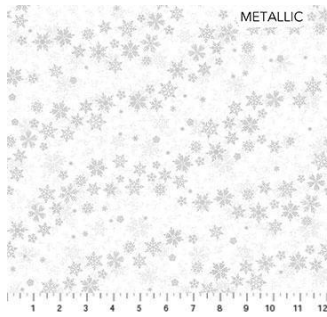




Moda Kit; the bears are from Northcott



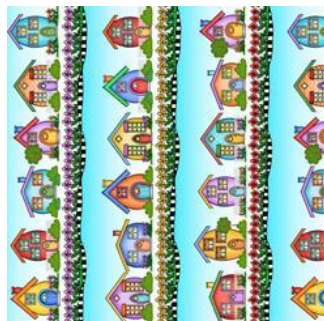






From Northcott



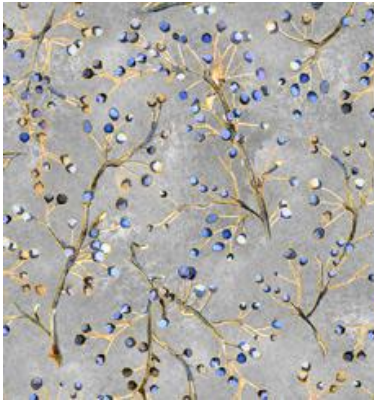


More from Northcott

g"



From Quilting treasures



From Henry Glass





From Riley Blake:



September 2021

Sunday	Monday	Tuesday	Wed	Thur	Fri	Saturday
			1	2	3	4 BOM 10:30 Little Embroidered Treasures/English paper piecing 2-4
5 CLOSED	6 Labor Day All Day Panel Class 10:30-4	7 Hand work Club 2-4	8 Knit Pickers' Club 2-4	9 Technique class: How to accurate cut everything 2-3	10	11 Embroidery Club 10-noon Irish Chain 1-6
12 Beginning Quilting 1-4	13	14 Hand work Club 2-4	15	16	17	18 Stack & Whack for Halloween (or anytime) 10:30-4
19 Beginning Quilting 1-4	20 Full moon	21 Hand work Club 2-4	22 Knit Pickers' Club 2-4	23	24	25 Stack & Whack for Halloween (or anytime) 10:30-4
26 Beginning Quilting 1-4	27	28 Hand work Club 2-4	29	30		Color of the month: orange

October 2021

Sunday	Monday	Tuesday	Wed	Thur	Fri	Saturday
					1	2 BOM 10:30 Embroidered Treasures/English paper piecing 2-4 Wool Club 4:30-6
3 CLOSED	4	5 Hand work Club 2-4	6	7	8	9 Embroidery Club 10-noon Strippy Christmas Tree 1-6
10 Beginning Quilting 1-4	11	12 Hand work Club 2-4	13 Knit Pickers' Club 2-4	14 Technique class: Borders: Figuring yardage/how to cut/how to sew 2-3	15	16 BQ 4 for Halloween (or anytime) 10:30-5
17 Beginning Quilting 1-4	18	19 Hand work Club 2-4	20 Full moon	21	22	23 French Braid 10:30-4
24 Beginning Quilting 1-4	25	26 Hand work Club 2-4	27 Knit Pickers' Club 2-4	28	29	30 French Braid 10:30-4
31 Beginning Quilting 1-4	Color of the month: green					

November 2021

Sunday	Monday	Tuesday	Wed	Thur	Fri	Saturday
	1	2	3	4	5	6 BOM 10:30 Pumpkin Wall Hanging by One Sister 1-4 Wool Club 4:30-6
7 CLOSED	8	9 Hand work Club 2-4	10 Knit Pickers' Club 2-4	11 Trip Around the World 10:30-6	12	13 Embroidery Club 10-noon Pumpkin Wall Hanging by One Sister 1-5
14 Beginning Quilting 1- 4	15	16 Hand work Club 2-4	17	18	19 Full moon	20 Krista Moser's Bespoke Stars 10:30-4
21 Pillow case party 1-4	22	23 Hand work Club 2-4	24 Knit Pickers' Club 2-4	25 Thanksgiving CLOSED	26 Black Friday Sale	27 Shop Small Business Sale
28 CLOSED	29	30 Hand work Club 2-4	Color of the month: flannels			

December 2021

Sunday	Monday	Tuesday	Wed	Thur	Fri	Saturday
			1	2	3	4 BOM 10:30 Wool Club 4:30-6
5 CLOSED	6	7 Hand work Club 2-4	8 Knit Pickers' Club 2-4	9 Technique class: Squaring Up: Triangles, flying geese, blocks 2-3	10	11 Embroidery Club 10-noon Wool Club 4:30-6
12	13	14 Hand work Club 2-4	15	16	17	18 Full moon
19	20	21 Hand work Club 2-4	22 Knit Pickers' Club 2-	23	24 CLOSED	25 Christmas CLOSED
26 CLOSED	27	28 Hand work Club 2-4	29	30 Toad Toter Sale	31 SALE	CLOSED Color of the month: red
CLOSED						

Ongoing Clubs

Block of the Month First Sat of month 10:30-11:15 FREE Barb Boyer

Join at any time. You get a free fat quarter if you come to class with the previous month's

completed block. This year the challenge will be houses and seasons. Each row will have houses, trees and other “neighborhood” objects. Each house will have a place for a pieced block. Each “row” will be a season: Spring, Summer, Fall and Winter. We’ll also have a quilt store, school, “village” shops, church, outhouse, dog house, barn – as many as I can squeeze in!

Hand Embroidery Club 2nd Sat. of the month, 10-noon FREE Kathy Sconce

If you want to learn to hand embroider or just brush up your technique, join us on the second Saturday of the month from 10 to noon. You can work on your own projects or you can join the project we are doing. We are doing Crabapple Hill’s Snow Days. This is an embroidered and pieced block. So we will help you through the piecing, tracing and embroidery.

Knit Pickers' Club 2nd and 4th Wed of each month, 2-5 Carol Moler (**NOTE: time is 2-5, not 4 as calendar shows**)

We are changing up the Knit Pickers Club. We're going to knit 2 days a month every second and fourth Wednesday, and we'll start earlier in the day at 2 and go to 5. The Club is open to all skill levels. We want to share what we've learned, find new patterns, and simply just sit and knit. We may work on some felting projects, fingerless mittens, mittens, and socks.

Hand Sewing Club every Tuesday afternoon 2-4

This club is open to everyone. Bring your hand sewing (embroidery, binding, knitting, crochet, etc) and sit & stitch. During covid, we sit 6 feet apart and wear our masks, but at least we can share our projects, get a little stitching done and just enjoy the companionship.

ONGOING CLASSES

Beginning Quilting 8 weeks \$65 Barb Boyer Starting Sun Sept 12.

This comprehensive 8-week course will introduce to you almost everything you need to know about piecing a quilt top. Along the way you will learn about color, batting, thread, machines and various techniques to give you the skills to make almost any quilt.

Techniques Thursdays Sept 9, Oct 14, Dec 9, 2-3 \$10 Barb Boyer

Sept 9: Tips on how to accurately cut fabric, how to read and use your ruler, and a little bit of math for a couple of blocks.

Oct 14: Tips on how to properly measure, cut and sew on borders. Reminder lesson on straight of grain vs cross grain borders.

Dec 9: Tips on how to square up any block, including flying geese, by just using basic Creative Grid Rulers. You don’t need specialty rulers to square up your blocks! Learn to use what you already own.

Wool Club Sat Oct 2 4:30-6 \$35 Barb Boyer Ongoing, each 1st Sat of the month

Each month we will do a small seasonal, associated to the month, mini wool hanging. We have a collection of 12 different patterns, and if you buy the entire collection you will get a wooden plaque for

displaying each mini every month. We will start on November's mini to make sure you get it done before November gets here. So we will stay only one month ahead, giving you incentive to get each mini done. The patterns are not kitted, but we have plenty of wool for sale and we also have some extra bits & pieces for some of the small parts that the shop will contribute to the cause.

NOTE: Pictures of the quilts are in the Fall Newsletter Class description newsletter. I will begin to incorporate them into this newsletter, but I will wait until next week.

October Classes

Wool Club Sat Oct 2 4:30-6 \$35 Barb Boyer Ongoing, each 1st Sat of the month

Each month we will do a small seasonal, associated to the month, mini wool hanging. We have a collection of 12 different patterns, and if you buy the entire collection you will get a wooden plaque for displaying each mini every month. We will start on November's mini to make sure you get it done before November gets here. So we will stay only one month ahead, giving you incentive to get each mini done. The patterns are not kitted, but we have plenty of wool for sale and we also have some extra bits & pieces for some of the small parts that the shop will contribute to the cause.

Strippy Christmas Tree Sat Oct 9 1-6 \$35 Barb Boyer

This quilt uses Hoffman's Jingle Pops collection – or any 2 ½" strip collection. You can also cut your own strips, and you can use our Accu Cutter for cutting. Add background fabric and you'll have a quick quilt for your Christmas holidays.

BQ 4 for Halloween (or anytime) Sat Oct 16 10:30-5 \$35 Barb Boyer

This pattern is great for panels or any large print fabric because the large blocks allow you to really showcase the fabric. And because the blocks are big, the quilt sews up in no time at all. We used Halloween fabric, and while you may not have the quilt finished by Halloween, it will be ready for next year. Or choose Santa Claus fabric and have a cute Christmas quilt ready for the holidays.

French Braid Sat Oct 23 & 30 \$40 Jean Korber

Jean is teaching the basic French Braid quilt, which is a good introduction to this style of sewing. The braid can be made from multiple colors or you can cascade the colors from light to dark in one color family. So many choices! Skills taught in this class include working with bias and "row" construction – meaning constructing your row braids and sewing them together with vertical sashing.

November Classes

Pumpkin Patch wall hanging/throw Sat Nov 6 (1-4) & 13 (1-5) \$35 Barb Boyer

This cute quilt is made using the "Buggy Barn" technique, now called the One Sister technique. Fabrics are stacked, slashed, & re sewn, mixing the fabric so that each block uses the same fabric but in different positions: Pumpkin, star, background, stem. The challenge in this particular quilt is to group your colors into big and little pumpkins. Which is why we are allowing two sessions for this quilt, just in case.

Trip Around the World Thursday (Veterans' Day) Nov 11 10:30-6 \$35 Barb Boyer

This stripped quilt is made with In The Beginning precut strips. We have 4 kits only. But You can make this quilt with your own fabrics, cut into 2 ½" strips. The class is one day only, but that's all you'll need to understand how to sew the panels and put the quilt together. Finish it up quickly and you'll have a

beautiful quilt for a Christmas gift.

Krista Moser's Bespoke Stars Sat Nov 20 \$35 Jean Korber

Krista has done it again, designing a compelling new quilt using the Creative Grids 60 degree triangle ruler. If you have not done one of her quilts, sign up early, because she has quite a following who love the quilts and love the class. This quilt is colorful, with white stars centered in the middle of colorful spokes. It's a wonderful first quilt if you have never used the 60 degree triangle ruler.

Pillow Case Party Sun Nov 21 1-4 FREE

Learn a special way to make a "hot dog" or "burrito" pillowcase. I have some quick cutting techniques that will make the pillowcase easy to stitch. All you need for class is fabric for your pillowcase and your machine.

December Classes

Paper Pieced Penguin gift bag Sat Dec 11 1-5 \$35 Barb Boyer

This is a basic paper pieced penguin that goes on the front of a basic bag pattern. But if you've never done paper piecing this is a perfect way to get started. The book has other patterns that you can choose, so if you don't like penguins, you could substitute Santa. This is the cutest gift bag for the holidays and the greatest part! It's reusable!

Ongoing Classes & Clubs

Block of the Month First Sat of month 10:30-11:15 FREE Barb Boyer

Join at any time. You get a free fat quarter if you come to class with the previous month's completed block. This year the challenge will be house s and seasons. Each row will have houses, trees and other "neighborhood" objects. Each house will have a place for a pieced block. Each "row" will be a season: Spring, Summer, Fall and Winter. We'll also have a quilt store, school, "village" shops, church, outhouse, dog house, barn - as many as I can squeeze in!

Hand Embroidery Club 2nd Sat. of the month, 10-noon FREE Kathy Sconce

Note: January class will be held on the third Saturday

If you want to learn to hand embroider or just brush up your technique, join us on the second Saturday of the month from 10 to noon. You can work on your own projects or you can join the project we are doing. We will be starting Crabapple Hill's Snow Days. This is an embroidered and pieced block. So we will help you through the piecing, tracing and embroidery.

Knit Pickers' Club 2nd and 4th Wed of each month, 2-5 Carol Moler

We are changing up the Knit Pickers' Club. We're going to knit 2 days a month every second and fourth Wednesday, and we'll start earlier in the day at 2 and go to 5. The Club is open to all skill levels. We want to share what we've learned, find new patterns, and simply just sit and knit. We may work on some felting projects, fingerless mittens, mittens, and socks.

Hand Sewing Club every Tuesday afternoon 2-4

This club is open to everyone. Bring your hand sewing (embroidery, binding, knitting, crochet, etc) and sit & stitch. During covid, we sit 6 feet apart and wear our masks, but at least we can share our projects, get a little stitching done and just enjoy the companionship.

CLUBS

HAND EMBROIDERY CLUB FREE!

If you want to learn to hand embroider or just brush up your technique, join us on the second Saturday of the month from 10 to noon. You can work on your own projects or you can join the project we are doing.

Hand Work Club FREE!

Every Tuesday afternoon from 2-4, join us to just sit & hand stitch, crochet, bind, or knit group. Bring what you're working on, sit up at the table in front by the window and work on your projects for a while. You can get advice & suggestions from your fellow quilters and share your experiences about your projects.

Knit Pickers' Club FREE!

This is another get-together class to sit & knit, work on our projects, share information and get some help. We will share techniques, suggest patterns, but mainly we'll sit & knit (or pick). We are discussing trying to do a group project meaning everyone does the same pattern. Each month we will learn a different pattern, make it into a square and eventually put all the squares into one project Afghan, scarf, bag, etc.

Block of the Month Club FREE!

First Saturday of the Month, 10:30-11:15. Join at any time. You get a free fat quarter if you come to class with the previous month's completed block.

Toad Toters Club

On full moon days (as noted in the calendar) you will get 20% off all purchases (not otherwise discounted) that you can fit in your bag. You must bring your bag to participate.

Full Moon Days: June 24, July 23, August 27

Discount Policy

We will honor only one discount -- whichever is largest. You can't combine a 10% with a 25% discount to get a 35% discount. On this we can't be bribed.

Color of the Month

June, blue; July Christmas; August blacks

Color of the Month

January purple; February red; March green; April yellow; May whites.

Nolting Quilting Machines



Nolting Longarm Machines

Nolting has 5 main machines, each with different reaches: from 17" to 30" depending on the machine. They are sold with or without a frame, but after I saw & helped set up one of the steel frames this week, I recommend buying the frame. All machines, except for the Standard--the most economical machine-- have a stitch regulator. I recommend a stitch regulator. All machines can be equipped with a computer and there are a couple of different ones to choose from. In addition, you can get an extended table base so that you can use rulers, you can get larger bobbins on some of the models and on the frames you can get hydraulic lifts to raise and lower the tables. In the coming weeks, I will print out more information on each model.

The best entry level machine is the Fun Quilter. It comes in 17", 20" & 23" reach. It comes with the Intellistitch Equalizer stitch regulator, standard speed control, needle up/down, and fixed handles in the front & rear. This machine can also be equipped with a computer.

The Pro Machine has the Intellistitch Turbo stitch regulator, single stitch option, standard speed control, needle up/down and customizable handles in the front & rear. The Pro Machine comes in

20", 24" and 30" reach with 10-12" of inside height. There are easy dials on the front to set stitch length and other options. This machine can also be equipped with a computer.

The NV Machine is the newest in the fleet of Nolting machines. This machine has a touch screen with programmable stitch regulation. You can stitch in 4 different stitch modes plus single stitch and needleup/down. It also has an adjustable brightness LED work light. This machine can also be equipped with a computer.

Nolting also has a commercial machine with the Intellistitch Equalizer stitch regulator, standard speed control, needle up/down, and fixed handles in the front & rear. This machine can also be equipped with a computer.

Normal Shop Hours:
Monday-Saturday 10-6
Sunday 1-5
Closed first Sunday of month (and some holidays)

Join the fun and come feel the difference of quality fabrics.

Happy quilting!

Sincerely, Barbara Boyer
Around the Block
307-433-9555
www.aroundtheblockquilts.com

