



September 10, 2021

So...how are you holding up in the heat, smoke, and dry...dryness?
...arid....aridness? I'm not sure there is a noun for lack of rain. Welcome to fall,
where the leaves may dry up and blow off the trees before they can even turn color.

But that's not what I want to talk about. I think we need a little...

"Are they gone?" This is Becca. She's my mini Australian Shepherd. She sleeps during the day on my cot (lounger) on the deck, rather than on her cots, that I bought specifically for both her and Cassidy. She's very opinionated.

I knew what she was talking about. "Yes, Marcie and Boots are gone. They left several days ago. Didn't you notice?"

"I thought maybe they were in the other yard. Did you notice they had collars with their names on them? Can I get a collar with my name on it?" she asked.

"Well, you don't really need one. You don't like to walk on a leash, or ride in the car to go somewhere where you'd have to walk on a leash. The only time you'd need a collar with your name on it is when you leap over the fence during the winter. But then, you never go anywhere, so you never get lost and no one has to find you and read your name on a collar in order to get you home."

Becca took all that in. She was trying to figure out if I had just insulted her somehow. You could see her eyes squint up like she was thinking hard.

"So I thought you were going to write about funny texts?" she said, abruptly changing the subject. Score one for me! I stumped her. Granted....I'm competing against a dog.....

“Yes, I was. How did you...never mind, I don’t want to know. So people make all sorts of mistakes when they are texting, most of those mistake are in the typing. My favorites are when I’ve been traveling with Heidi and we text back & forth as to where we are in the airport. I’ve reported to her that I’ve been pregchecked, which actually means I was tsa approved for the fast lane, and when things just go weirdly wrong, it’s 'Weep do now,' which I can no longer remember the context and those texts have now vanished from my phone. But those aren’t the texts I’m talking about. These are texts or email posts on social media from people who don’t seem to have a clue,” I told her.

For example, this exchange: “Suspicious person has been standing on corner of Stanton for the last few hours. Wearing a hat. Medium build. Male in their 30s. Been there since around 8:30 a.m.” Seven minutes later: “False alarm. My nephew told me it was a snowman.”

Or this, which is a typical math problem. And you hope that the person who answered is making a joke: “When I was 6 my sister was half my age. Now I am 70, how old is my sister?” Answer: “35. Let’s have a hard one next time, please.” Don’t you just love math?

Or this posting: “My daughter tried to tell me that plutonium doesn’t come from Pluto! At least she’s pretty, huh?” And that’s just wrong on all levels.

This is one of my favorites: “I saw all these posts on Facebook this week that sandpaper on my wiper blades would rid the ice. Well it did, but now my windshield is all scraped.” And she posted a picture to prove it. Goes to show that anyone will believe anything on Facebook. If it’s written, it must be true, I guess.

Or this, which came as a part of trivia kind of game: “What state doesn’t have the letter 'a' in its name?” First reply, “Kansis.” Then the poster corrected the answer and posted, “oops, I mean turky.” And just so you know, my spell corrector automatically respelled it to “turkey” and I had to go back and correct it to the misspelling.

And we all know the joke about getting up in the morning to watch the sunrise, with the answer being, “If god had intended us to see the sunrise, she would have scheduled it for later in the day.” But I’m not sure this person knows that joke: The invite read “Solar Eclipse Party, Aug 21.” And the reply said, “Most kids go back to school that day. Can it be done on the weekend?” Obviously the word “party” in the invite was more important than “solar eclipse.”

Or love birds texting: “Without you, 60 minutes feels like an hour.” “Awww baby, really?” “I love you so much.” May the 60 minute hour be the same for them 50 years from now.

Or a posting on Facebook: “Goodbye America. Hello New York!” Note: This young

woman lived somewhere in the United States before she moved to out of country New York. Makes you wonder if she'll make it in the big city.

And some people, who follow other people on social media, clearly can't read: "I got a \$160 speeding ticket in Virginia Beach." (I won't say what else was posted, but the person with the ticket was pretty mad.) Replier: "Nice. How fast." First poster, with the speeding ticket: "Did u just ask me how fast I was going on a parking ticket?"

Now I have been in this situation before, with the young college grad type of person who is most proficient with a phone and has an unlimited data stream: "how did people no what roads to take before google maps was made?" (I'm copying what was written; the various mistakes aren't mine, and I'd like to think it wasn't a college grad.) Answer: "They used maps." Reply: "wat?? No i said before google maps." Sigh.

Or more old age technology: "do u ever wonder if anyone else in the world is listening to the exact same song as you and on the exact same lyric as you?" Answer, "no...I am already familiar with the concept of FM radio." Or this: "In breaking news moments like this, there should be a type of podcast you can listen to in real time, easily accessible for free." Answer: "Radio. You're thinking of a radio."

And Becca's favorite post. "Dogs cant talk, so do they have brains? I mean I know they walk but it's only because we are telling them to walk?" Right? Right.

"Let me answer that one," Becca said. "You have...." "Becca, be polite." She harrumped.

"I don't walk on a leash, as you've already pointed out," she said. "In fact, if you told me to walk, I'd probably refuse. I hope a dog never lives her. Unless it's one of those little tiny things that are only good for food. They live in purses all day long."

"Becca, that is just so impolite. Those dogs give comfort for their owners."

"Well, I'm not in the comfort racket," she said.

"Clearly," I told her dryly. She harrumped again and went back outside to walk around. On her own. Without being told.

In other news, I have been remise in not giving a huge thank you to Rona the Ribbiter, the Traveling Quilter. She is a blogger, author, pattern designer and quilt teacher, and she traveled through this area a couple of months ago and stopped to say hi. She took pictures of the shop, did an interview with me, and those pics and interview are now posted on her blog: <https://ronatheribbiter.com>

Please check her out and send her good wishes from Wyoming!

2022 Block of the Month from Banyon Batiks


Still taking orders from the Illusions Sampler BOM from Banyon Batiks/Northcott.

Cost for the top only, without borders, binding and backing: \$300/\$25 mth

With binding, borders and exclusive backing--only available through the BOM: \$480/\$40 mth.

To reserve your BOM, you need to pay me \$25 (\$40) immediately. Then, I will set up your account with a valid cc, and on the 5th of each month starting in October I will begin charging your card for each additional month. (If you want to change the month in which I start charging, just let me know).

In January, the fabric will arrive and we will start cutting the kits. We will provide some support for the blocks, but we won't be actively teaching each block. Stay tuned for more info about that.



What's New



Available
7/15/2021



Available 7/15/2021


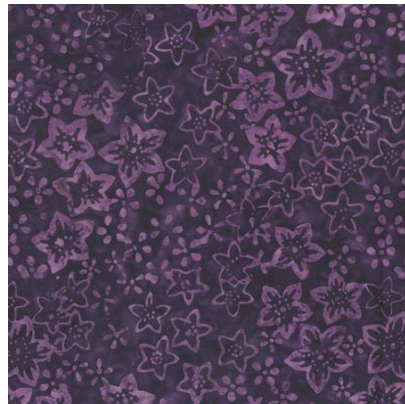



Available 7/15/2021

From Sykel




From Anthology




From RJR

Y


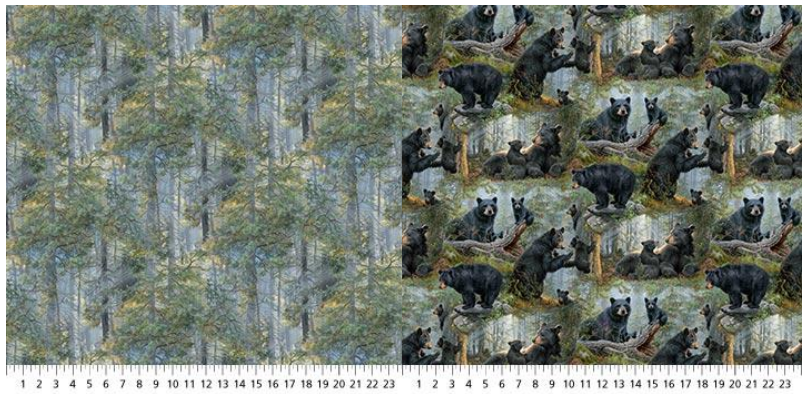


From Windham flannel. The 3 whites are flat





Moda Kit; the bears are from Northcott






Patterns from Checker






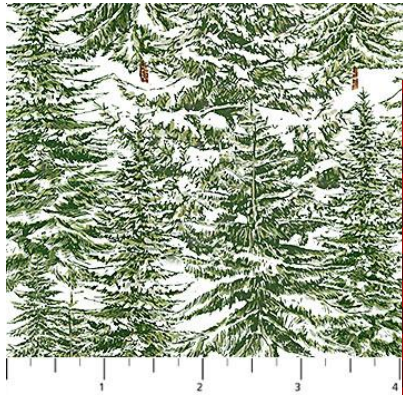

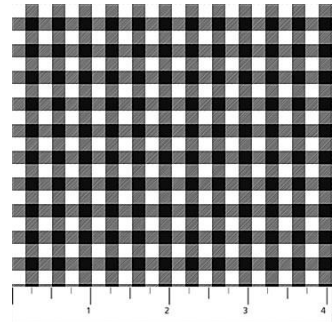


MOUNTAIN RANGE

Pattern # 502
A 10" Square Friendly Quilt
Design by: Sarah Fitzpatrick



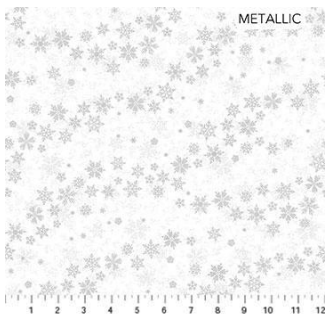



8210 S. Holly St.
Centennial, CO 80122
1-888-768-5922




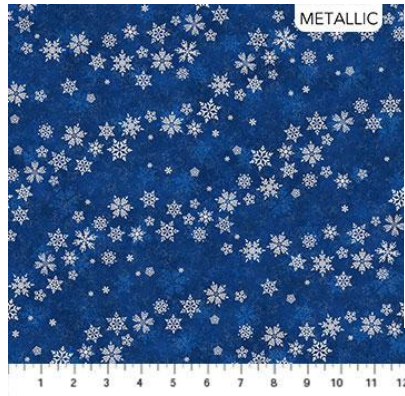

From Northcott





More from Northcott

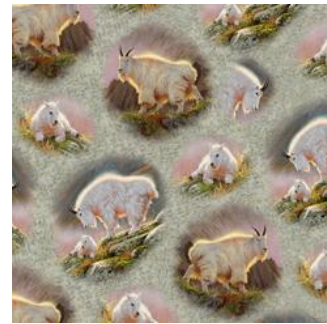

g"





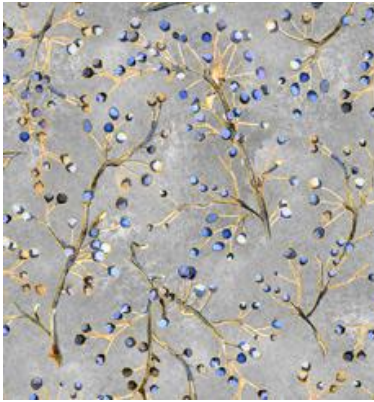
The patterns for the cat quilts and the horse/barn quilt are in. So if you bought the kit without the pattern, come on in & get your pattern. And we will be finishing kitting the cat quilt and will have those available by the weekend.

Instead of putting all 17 fabrics in the newsletter, I will put in a picture of the quilt. We have the collection




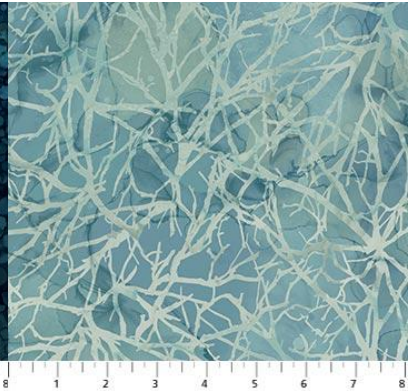

and the quilt is hanging.



From Quilting treasures



From Northcott



From Henry Glass






From Riley Blake:



From Wilmington:



From Michael Miller:



glow in the dark!

September 2021

Sunday	Monday	Tuesday	Wed	Thur	Fri	Saturday
			1	2	3	4 BOM 10:30 Little Embroidered Treasures/English paper piecing 2-4
5 CLOSED	6 Labor Day All Day Panel Class 10:30-4	7 Hand work Club 2-4	8 Knit Pickers' Club 2-4	9 Technique class: How to accurate cut everything 2-3	10	11 Embroidery Club 10-noon Irish Chain 1-6
12 Beginning Quilting 1-4	13	14 Hand work Club 2-4	15	16	17	18 Stack & Whack for Halloween (or anytime) 10:30-4
19 Beginning Quilting 1-4	20 Full moon	21 Hand work Club 2-4	22 Knit Pickers' Club 2-4	23	24	25 Stack & Whack for Halloween (or anytime) 10:30-4
26 Beginning Quilting 1-4	27	28 Hand work Club 2-4	29	30		Color of the month: orange

October 2021

Sunday	Monday	Tuesday	Wed	Thur	Fri	Saturday
					1	2 BOM 10:30 Embroidered Treasures/English paper piecing 2-4 Wool Club 4:30-6
3 CLOSED	4	5 Hand work Club 2-4	6	7	8	9 Embroidery Club 10-noon Strippy Christmas Tree 1-6
10 Beginning Quilting 1-4	11	12 Hand work Club 2-4	13 Knit Pickers' Club 2-4	14 Technique class: Borders: Figuring yardage/how to cut/how to sew 2-3	15	16 BQ 4 for Halloween (or anytime) 10:30-5
17 Beginning Quilting 1-4	18	19 Hand work Club 2-4	20 Full moon	21	22	23 French Braid 10:30-4
24 Beginning Quilting 1-4	25	26 Hand work Club 2-4	27 Knit Pickers' Club 2-4	28	29	30 French Braid 10:30-4
31 Beginning Quilting 1-4	Color of the month: green					

November 2021

Sunday	Monday	Tuesday	Wed	Thur	Fri	Saturday
	1	2	3	4	5	6 BOM 10:30 Pumpkin Wall Hanging by One Sister 1-4 Wool Club 4:30-6
7 CLOSED	8	9 Hand work Club 2-4	10 Knit Pickers' Club 2-4	11 Trip Around the World 10:30-6	12	13 Embroidery Club 10-noon Pumpkin Wall Hanging by One Sister 1-5
14 Beginning Quilting 1- 4	15	16 Hand work Club 2-4	17	18	19 Full moon	20 Krista Moser's Bespoke Stars 10:30-4
21 Pillow case party 1-4	22	23 Hand work Club 2-4	24 Knit Pickers' Club 2-4	25 Thanksgiving CLOSED	26 Black Friday Sale	27 Shop Small Business Sale
28 CLOSED	29	30 Hand work Club 2-4	Color of the month: flannels			

December 2021

Sunday	Monday	Tuesday	Wed	Thur	Fri	Saturday
			1	2	3	4 BOM 10:30 Wool Club 4:30-6
5 CLOSED	6	7 Hand work Club 2-4	8 Knit Pickers' Club 2- 4	9 Technique class: Squaring Up: Triangles, flying geese, blocks 2-3	10	11 Embroidery Club 10-noon Wool Club 4:30-6
12	13	14 Hand work Club 2-4	15	16	17	18 Full moon
19	20	21 Hand work Club 2-4	22 Knit Pickers' Club 2-	23	24 CLOSED	25 Christmas CLOSED
26 CLOSED	27	28 Hand work Club 2-4	29	30 Toad Toter Sale	31 SALE	CLOSED Color of the month: red
CLOSED						

Ongoing Clubs

Block of the Month First Sat of month 10:30-11:15 FREE Barb Boyer

Join at any time. You get a free fat quarter if you come to class with the previous month's completed block. This year the challenge will be houses and seasons. Each row will have houses, trees and other "neighborhood" objects. Each house will have a place for a pieced block. Each "row" will be a season: Spring, Summer, Fall and Winter. We'll also have a quilt store, school, "village" shops, church, outhouse, dog house, barn – as many as I can squeeze in!

Hand Embroidery Club 2nd Sat. of the month, 10-noon FREE Kathy Sconce

If you want to learn to hand embroider or just brush up your technique, join us on the second Saturday of the month from 10 to noon. You can work on your own projects or you can join the project we are doing. We are doing Crabapple Hill's Snow Days. This is an embroidered and pieced block. So we will help you through the piecing, tracing and embroidery.

Knit Pickers' Club 2nd and 4th Wed of each month, 2-5 Carol Moler (**NOTE: time is 2-5, not 4 as calendar shows**)

We are changing up the Knit Pickers Club. We're going to knit 2 days a month every second and fourth Wednesday, and we'll start earlier in the day at 2 and go to 5. The Club is open to all skill levels. We want to share what we've learned, find new patterns, and simply just sit and knit. We may work on some felting projects, fingerless mittens, mittens, and socks.

Hand Sewing Club every Tuesday afternoon 2-4

This club is open to everyone. Bring your hand sewing (embroidery, binding, knitting, crochet, etc) and sit & stitch. During covid, we sit 6 feet apart and wear our masks, but at least we can share our projects, get a little stitching done and just enjoy the companionship.

ONGOING CLASSES

Beginning Quilting 8 weeks \$65 Barb Boyer Starting Sun Sept 12.

This comprehensive 8-week course will introduce to you almost everything you need to know about piecing a quilt top. Along the way you will learn about color, batting, thread, machines and various techniques to give you the skills to make almost any quilt.

Techniques Thursdays Sept 9, Oct 14, Dec 9, 2-3 \$10 Barb Boyer

Sept 9: Tips on how to accurately cut fabric, how to read and use your ruler, and a little bit of math for a couple of blocks.

Oct 14: Tips on how to properly measure, cut and sew on borders. Reminder lesson on straight of grain vs cross grain borders.

Dec 9: Tips on how to square up any block, including flying geese, by just using basic Creative Grid

Rulers. You don't need specialty rulers to square up your blocks! Learn to use what you already own.

Wool Club Sat Oct 2 4:30-6 \$35 Barb Boyer Ongoing, each 1st Sat of the month

Each month we will do a small seasonal, associated to the month, mini wool hanging. We have a collection of 12 different patterns, and if you buy the entire collection you will get a wooden plaque for displaying each mini every month. We will start on November's mini to make sure you get it done before November gets here. So we will stay only one month ahead, giving you incentive to get each mini done. The patterns are not kitted, but we have plenty of wool for sale and we also have some extra bits & pieces for some of the small parts that the shop will contribute to the cause.

NOTE: Pictures of the quilts are in the Fall Newsletter Class description newsletter. I will begin to incorporate them into this newsletter, but I will wait until next week.

September classes

Little Embroidered Treasures Sat Sept 4 and Oct 2 2-4 \$35 Barb Boyer

This is a two part quilt: Part one, embroidery. We will be embroidering small motifs on hexagons, using all sorts of fun stitches. Part two: We will take these hexies and English paper piece them into a small wall hanging. The first class will be tracing and learning some stitches. Then (the next week) join the free embroidery club to continue to work on your hexies. Then, class two in October, you'll learn how to English Paper Piece. Then, continue to join the embroidery club or free the hand sewing club on Tuesdays to continue to work on your quilt.

All Day Panel Class Mon Sept 6, 10:30-4 \$35 Barb Boyer

Bring your kit or favorite panel (plus a pattern and additional fabric to go with) and sewing machine and sew up a fun Halloween, Christmas, Dog, Elk, Fishing – whatever panel you own. The day is yours and we'll provide the support. Think of it as a retreat with a teacher to help you through the rough spots or to answer your questions.

Irish Chain Sat Sept 11 1-6 \$35 Barb Boyer

This classic quilt can be made with 2 ½" strips: make it colorful by choosing a variety of strips or make it controlled using only 1, 2 or 3 colors (single chain, double chain, triple chain). Your choice. This quilt is strip pieced to make it fast and easy.

Stack and Whack for Halloween – or anytime Sat Sept 18 & 25, 10:30-4 \$35 Barb Boyer

My favorite fabrics for Stack 'N Whack quilts are from Alexander Henry – his Halloween fabrics that feature all sorts of creatures are perfect for the Kaleidoscope blocks. But almost any fabric with an interesting repeat will work for this fun quilt. Skills learned include cutting through multiple layers of fabric. We will take two weeks to work on this quilt, mainly because the set up and cutting may take a little time.

October Classes

Wool Club Sat Oct 2 4:30-6 \$35 Barb Boyer Ongoing, each 1st Sat of the month

Each month we will do a small seasonal, associated to the month, mini wool hanging. We have a collection of 12 different patterns, and if you buy the entire collection you will get a wooden plaque for displaying each mini every month. We will start on November's mini to make sure you get it done before November gets here. So we will stay only one month ahead, giving you incentive to get each mini

done. The patterns are not kitted, but we have plenty of wool for sale and we also have some extra bits & pieces for some of the small parts that the shop will contribute to the cause.

Strippy Christmas Tree Sat Oct 9 1-6 \$35 Barb Boyer

This quilt uses Hoffman's Jingle Pops collection – or any 2 ½" strip collection. You can also cut your own strips, and you can use our Accu Cutter for cutting. Add background fabric and you'll have a quick quilt for your Christmas holidays.

BQ 4 for Halloween (or anytime) Sat Oct 16 10:30-5 \$35 Barb Boyer

This pattern is great for panels or any large print fabric because the large blocks allow you to really showcase the fabric. And because the blocks are big, the quilt sews up in no time at all. We used Halloween fabric, and while you may not have the quilt finished by Halloween, it will be ready for next year. Or choose Santa Claus fabric and have a cute Christmas quilt ready for the holidays.

French Braid Sat Oct 23 & 30 \$40 Jean Korber

Jean is teaching the basic French Braid quilt, which is a good introduction to this style of sewing. The braid can be made from multiple colors or you can cascade the colors from light to dark in one color family. So many choices! Skills taught in this class include working with bias and "row" construction – meaning constructing your row braids and sewing them together with vertical sashing.

November Classes

Pumpkin Patch wall hanging/throw Sat Nov 6 (1-4) & 13 (1-5) \$35 Barb Boyer

This cute quilt is made using the "Buggy Barn" technique, now called the One Sister technique. Fabrics are stacked, slashed, & re sewn, mixing the fabric so that each block uses the same fabric but in different positions: Pumpkin, star, background, stem. The challenge in this particular quilt is to group your colors into big and little pumpkins. Which is why we are allowing two sessions for this quilt, just in case.

Trip Around the World Thursday (Veterans' Day) Nov 11 10:30-6 \$35 Barb Boyer

This stripped quilt is made with In The Beginning pre cut strips. We have 4 kits only. But You can make this quilt with your own fabrics, cut into 2 ½" strips. The class is one day only, but that's all you'll need to understand how to sew the panels and put the quilt together. Finish it up quickly and you'll have a beautiful quilt for a Christmas gift.

Krista Moser's Bespoke Stars Sat Nov 20 \$35 Jean Korber

Krista has done it again, designing a compelling new quilt using the Creative Grids 60 degree triangle ruler. If you have not done one of her quilts, sign up early, because she has quite a following who love the quilts and love the class. This quilt is colorful, with white stars centered in the middle of colorful spokes. It's a wonderful first quilt if you have never used the 60 degree triangle ruler.

Pillow Case Party Sun Nov 21 1-4 FREE

Learn a special way to make a "hot dog" or "burrito" pillowcase. I have some quick cutting techniques that will make the pillowcase easy to stitch. All you need for class is fabric for your pillowcase and your machine.

December Classes

Paper Pieced Penguin gift bag Sat Dec 11 1-5 \$35 Barb Boyer

This is a basic paper pieced penguin that goes on the front of a basic bag pattern. But if you've never done paper piecing this is a perfect way to get started. The book has other patterns that you can choose, so if you don't like penguins, you could substitute Santa. This is the cutest gift bag for the holidays and the greatest part! It's reusable!

Ongoing Classes & Clubs

Block of the Month First Sat of month 10:30-11:15 FREE Barb Boyer
Join at any time. You get a free fat quarter if you come to class with the previous month's completed block. This year the challenge will be houses and seasons. Each row will have houses, trees and other "neighborhood" objects. Each house will have a place for a pieced block. Each "row" will be a season: Spring, Summer, Fall and Winter. We'll also have a quilt store, school, "village" shops, church, outhouse, dog house, barn - as many as I can squeeze in!

Hand Embroidery Club 2nd Sat. of the month, 10-noon FREE Kathy Sconce

Note: January class will be held on the third Saturday

If you want to learn to hand embroider or just brush up your technique, join us on the second Saturday of the month from 10 to noon. You can work on your own projects or you can join the project we are doing. We will be starting Crabapple Hill's Snow Days. This is an embroidered and pieced block. So we will help you through the piecing, tracing and embroidery.

Knit Pickers' Club 2nd and 4th Wed of each month, 2-5 Carol Moler

We are changing up the Knit Pickers' Club. We're going to knit 2 days a month every second and fourth Wednesday, and we'll start earlier in the day at 2 and go to 5. The Club is open to all skill levels. We want to share what we've learned, find new patterns, and simply just sit and knit. We may work on some felting projects, fingerless mittens, mittens, and socks.

Hand Sewing Club every Tuesday afternoon 2-4

This club is open to everyone. Bring your hand sewing (embroidery, binding, knitting, crochet, etc) and sit & stitch. During covid, we sit 6 feet apart and wear our masks, but at least we can share our projects, get a little stitching done and just enjoy the companionship.

CLUBS

HAND EMBROIDERY CLUB FREE!

If you want to learn to hand embroider or just brush up your technique, join us on the second Saturday of the month from 10 to noon. You can work on your own projects or you can join the project we are doing.

Hand Work Club FREE!

Every Tuesday afternoon from 2-4, join us to just sit & hand stitch, crochet, bind, or knit group. Bring what you're working on, sit up at the table in front by the window and work on your projects for a while. You can get advice & suggestions from your fellow quilters and share your experiences about your projects.

Knit Pickers' Club FREE!

This is another get-together class to sit & knit, work on our projects, share information and get some help. We will share techniques, suggest patterns, but mainly we'll sit & knit (or pick). We are discussing trying to do a group project meaning everyone does the same pattern. Each month we will learn a different pattern, make it into a square and eventually put all the squares into one project Afghan, scarf, bag, etc.

Block of the Month Club FREE!

First Saturday of the Month, 10:30-11:15. Join at any time. You get a free fat quarter if you come to class with the previous month's completed block.

Toad Toters Club

On full moon days (as noted in the calendar) you will get 20% off all purchases (not otherwise discounted) that you can fit in your bag. You must bring your bag to participate.

Full Moon Days: June 24, July 23, August 27

Discount Policy

We will honor only one discount -- whichever is largest. You can't combine a 10% with a 25% discount to get a 35% discount. On this we can't be bribed.

Color of the Month

June, blue; July Christmas; August blacks

Color of the Month

January purple; February red; March green; April yellow; May whites.

Nolting Quilting Machines



Nolting Longarm Machines

Nolting has 5 main machines, each with different reaches: from 17" to 30" depending on the machine. They are sold with or without a frame, but after I saw & helped set up one of the steel frames this week, I recommend buying the frame. All machines, except for the Standard--the most economical machine-- have a stitch regulator. I recommend a stitch regulator. All machines can be equipped with a computer and there are a couple of different ones to choose from. In addition, you can get an extended table base so that you can use rulers, you can get larger bobbins on some of the models and on the frames you can get hydraulic lifts to raise and lower the tables. In the coming weeks, I will print out more information on each model.

The best entry level machine is the Fun Quilter. It comes in 17", 20" & 23" reach. It comes with the Intellistitch Equalizer stitch regulator, standard speed control, needle up/down, and fixed handles in the front & rear. This machine can also be equipped with a computer.

The Pro Machine has the Intellistitch Turbo stitch regulator, single stitch option, standard speed control, needle up/down and customizable handles in the front & rear. The Pro Machine comes in 20", 24" and 30" reach with 10-12" of inside height. There are easy dials on the front to set stitch length and other options. This machine can also be equipped with a computer.

The NV Machine is the newest in the fleet of Nolting machines. This machine has a touch screen with programmable stitch regulation. You can stitch in 4 different stitch modes plus single stitch and needle up/down. It also has an adjustable brightness LED work light. This machine can also be equipped with a computer.

Nolting also has a commercial machine with the Intellistitch Equalizer stitch regulator, standard speed control, needle up/down, and fixed handles in the front & rear. This machine can also be equipped with a computer.

**Normal Shop Hours:
Monday-Saturday 10-6
Sunday 1-5
Closed first Sunday of month (and some holidays)**

Join the fun and come feel the difference of quality fabrics.

Happy quilting!

Sincerely, Barbara Boyer
Around the Block
307-433-9555
www.aroundtheblockquilts.com

