



October 29, 2021

## Finish Your Quilt Sale is Back!

**First Saturday of the Month Backing, Binding and Batting is on sale at 20%.** The catch? You have to have a finished quilt top **AND** you have to bring that top in for show & tell. It must be completely ready for the next step: Quilting!

We have wool batting, 80/20 from Winline and Quilter's Dream, 100% cotton white from Quilter's Dream batting in the select flavor, Dream Orient (silk, bamboo & cotton) and 100% cotton natural from Quilter's Dream in the request flavor. So lots to choose from.

How to teach a dog its name.

1. Speak the name directly to the dog and give it a command to do something, like sit.
2. Reinforce the command by saying the dog's name again, sit, and helping the dog find a way to sit on its haunches.
3. Repeat.

Other ways to teach a dog its name:

"Becca! No!" or "Becca! Come! Right now!" "Becca..!!!!"

Now these last ways are voiced at the top of your lungs – meaning you are hollering at the dog. They typically only hear noise and associate that with, "I'm in trouble now." But with repeated applications of the message, Becca learns her name and Cassidy learns she's not the one in trouble.

How to teach a cat its name:

1. Walk in the door and be greeted by a slip of a thing skidding on the wood floor in the kitchen, trying to stay upright.
2. Say "Hi Paddy," as she slips on her butt then scampers out of the kitchen.
3. Repeat. Frequently. Over the course of months. And with any luck, the cat will learn that its name is "Hi

Paddy.”

There is no other way to teach a cat its name. The words sit, stay, lie down, and come are not things cats do. Not that she will ever respond to her name even if she does learn it. Because she’s a cat. And because both kittens are usually together, there is no good way to separate the names. “Hi Paddy” or “Hi Mags” applies to both or either. Or not at all. Because they are cats.

I have begun trying to speak the name of the cat directly to the cat without any other words. No questions, like “Paddy, how was your day?” Or “Mags, are you hungry?” Instead, I just look deep into the eyes of the target and say, definitively, “Mags.”

But so far, it’s not working.

“Cats are too stupid to know their own names,” Becca said coming around the corner where the litter box is hidden. She ran her tongue around her mouth. Becca, if you are new to the post, is my mini red Australian Shepherd. She has opinions about all sorts of things. She watches way too much tv.

“And you’re not smart enough to stay out of the litter box. Those crunchies aren’t cookies,” I scolded.

“I’m just doing my part to keep the box clean,” she said with a smirk.

“Disgusting,” I said. “Tasty,” she said.

Changing the subject, I asked her, “So what are you going as for Halloween?” Becca doesn’t like to dress up, but you never know what she’s got planned. Or what she’s ordered off of Amazon.

“I thought I would dress up in black, carry a big axe and go around chopping heads off rabbits, or squirrels, or voles, or....cats.” She grinned, not an ordinary grin, but a kind of Duchenne fake smile, you know the one, it’s usually the smile plastered all over politicians’ faces these days. On Becca, it was a little creepy. Same for politicians, actually.

“Becca, you will do no such thing!”

“I’m just kidding.” She smiled again. Still creepy. “I’m going to carry my axe and stuff leaflets in everyone’s Halloween candy bags that says ‘you look marvelous.’” I looked puzzled.

“Random axe of kindness,” Becca said. “Get it?” I continued to stare at her.


“You’re as dense as the kittens. Do you even know your name?”

“Get out, just get out,” I told her. Becca grinned, a laughing grin this time, and scampered out the door but not before hollering over her shoulder, “Hi Barb!”



**New Hours for winter. During Standard Time (Nov. 7 thru March 13), I will have new closing hours. M-S 10-5. Sundays will be closed unless I have a class scheduled. Hours for those Sundays are 1-5. Check the schedule to see if a class is being held.**

**Also I have added Machine Quilting on your domestic machine on Thursday Nov 18 from 1-4, and Machine Applied Binding on Saturday Dec. 18, 1-4.**


## What's New





From Cotton+Steele





From Clothworks








From Banyon Batiks






From Dashwood







From Alexander Henry












From Northcott








From Timeless Treasures





Dear Stella

Y





RJR






Art Gallery

---

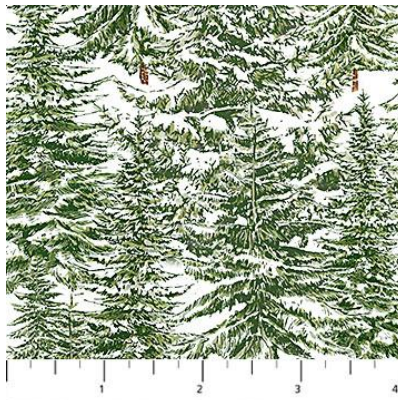





From QT









From Northcott







More from Northcott

g"!





From Riley Blake:



Note: I have added Machine Quilting on your domestic machine on Thursday Nov 18 from 1-4, and Machine Applied Binding on Saturday Dec. 18, 1-4.

---

**Continued Store Policies**



**Masks will be required for entering and shopping in the store, even if you are vaccinated. This policy is subject to change, depending on whether the pandemic gets under control. We have been allowing vaccinated persons to come into the store without masks this summer, but because of break through covid cases, it is becoming clear that the recent variants are getting stronger than our vaccines. If you do not have a mask with you, and wish to shop I will sell you a mask that you can then just keep in the car. Or if you know what you want you can tell/call me and we can do a “curbside” business like we did last year.**

#### **Class policies for the Fall Semester**

**I welcome anyone who has been vaccinated to attend classes. If you have not been fully vaccinated, for any reason, I ask that you choose not to attend classes this fall. Perhaps by spring, if the pandemic comes under control, I will change this policy. Classes that are small in number, you will be able to choose whether you wear a mask or not. Larger classes, like block of the month, masks will be required. I will be masked regardless of class size.**

## October 2021

Sunday	Monday	Tuesday	Wed	Thur	Fri	Saturday
					1	2 BOM 10:30 Embroidered Treasures/English paper piecing 2-4 Wool Club 4:30-6
3 CLOSED	4	5 Hand work Club 2-4	6	7	8	9 Embroidery Club 10-noon <del>Strippy</del> Christmas Tree 1-6
10 Beginning Quilting 1-4	11	12 Hand work Club 2-4	13 Knit Pickers' Club 2-4	14 Technique class: Borders: Figuring yardage/how to cut/how to sew 2-3	15	16 BQ 4 for Halloween (or anytime) 10:30-5
17 Beginning Quilting 1-4	18	19 Hand work Club 2-4	20 Full moon	21	22	23 French Braid 10:30-4
24 Beginning Quilting 1-4	25	26 Hand work Club 2-4	27 Knit Pickers' Club 2-4	28	29	30 French Braid 10:30-4
31 Beginning Quilting 1-4	Color of the month: green					



## November 2021

Sunday	Monday	Tuesday	Wed	Thur	Fri	Saturday
	1	2	3	4	5	6 BOM 10:30 Pumpkin Wall Hanging by One <a href="#">Sister</a> <u>1-4</u> Wool Club 4:30-6
7 CLOSED	8	9 Hand work Club 2-4	10 Knit Pickers' Club 2-4	11 Trip Around the World 10:30-6	12	13 Embroidery Club 10- noon Pumpkin Wall Hanging 1-5
14 Beginning Quilting 1- 4	15	16 Hand work Club 2-4	17	18 Machine Quilting on Domestic Machine 1-4	19 Full moon	20 Krista Moser's Bespoke Stars 10:30-4
21 <a href="#">Pillow case</a> party 1-4	22	23 Hand work Club 2-4	24 Knit Pickers' Club 2-4	25 Thanksgiving CLOSED	26 Black Friday Sale	27 Shop Small Business Sale
28 CLOSED	29	30 Hand work Club 2-4	Color of the month: flannels			

## December 2021

Sunday	Monday	Tuesday	Wed	Thur	Fri	Saturday
			1	2	3	4 BOM 10:30 Embroidered Treasures/English paper piecing 2-4 Wool Club 4:30-6
5	6	7	8	9	10	11
CLOSED		Hand work Club 2-4	Knit Pickers' Club 2- 4	Technique class: Squaring Up: Triangles, flying geese, blocks 2- 3		Embroidery Club 10-noon  Paper Pieced Penguin gift bag 1-5
12 Closed	13	14 Hand work Club 2-4	15	16	17	18 Full moon Machine Applied Binding 1-4
19	20	21	22	23	24	25
Closed		Hand work Club 2-4	Knit Pickers' Club 2-		CLOSED	Christmas CLOSED
26 CLOSED	27	28 Hand work Club 2-4	29	30 Toad <del>Toter</del> Sale	31 SALE	CLOSED  Color of the month: red

### Ongoing Clubs

**Block of the Month** First Sat of month 10:30-11:15 FREE Barb Boyer

Join at any time. You get a free fat quarter if you come to class with the previous month's completed block. This year the challenge will be houses and seasons. Each row will have houses, trees and other "neighborhood" objects. Each house will have a place for a pieced block. Each "row" will be a season: Spring, Summer, Fall and Winter. We'll also have a quilt store, school, "village" shops, church, outhouse, dog house, barn – as many as I can squeeze in!

**Hand Embroidery Club** 2<sup>nd</sup> Sat. of the month, 10-noon FREE Kathy Sconce

If you want to learn to hand embroider or just brush up your technique, join us on the second Saturday of the month from 10 to noon. You can work on your own projects or you can join the project we are doing. We are doing Crabapple Hill's Snow Days. This is an embroidered and pieced block. So we will help you through the piecing, tracing and embroidery.

**Knit Pickers' Club** 2<sup>nd</sup> and 4<sup>th</sup> Wed of each month, 2-5 Carol Moler (**NOTE: time is 2-5, not 4 as calendar shows**)

We are changing up the Knit Pickers Club. We're going to knit 2 days a month every second and fourth Wednesday, and we'll start earlier in the day at 2 and go to 5. The Club is open to all skill levels. We want to share what we've learned, find new patterns, and simply just sit and knit. We may work on some felting projects, fingerless mittens, mittens, and socks.

**Hand Sewing Club** every Tuesday afternoon 2-4

This club is open to everyone. Bring your hand sewing (embroidery, binding, knitting, crochet, etc) and sit & stitch. During covid, we sit 6 feet apart and wear our masks, but at least we can share our projects, get a little stitching done and just enjoy the companionship.

## ONGOING CLASSES

**Beginning Quilting** 8 weeks \$65 Barb Boyer Starting Sun Sept 12.

This comprehensive 8-week course will introduce to you almost everything you need to know about piecing a quilt top. Along the way you will learn about color, batting, thread, machines and various techniques to give you the skills to make almost any quilt.

**Techniques Thursdays Sept 9, Oct 14, Dec 9, 2-3 \$10 Barb Boyer**

Sept 9: Tips on how to accurately cut fabric, how to read and use your ruler, and a little bit of math for a couple of blocks.

Oct 14: Tips on how to properly measure, cut and sew on borders. Reminder lesson on straight of grain vs cross grain borders.

Dec 9: Tips on how to square up any block, including flying geese, by just using basic Creative Grid Rulers. You don't need specialty rulers to square up your blocks! Learn to use what you already own.

**Wool Club Sat Oct 2 4:30-6 \$35 Barb Boyer Ongoing, each 1<sup>st</sup> Sat of the month**



Each month we will do a small seasonal, associated to the month, mini wool hanging. We have a collection of 12 different patterns, and if you buy the entire collection you will get a wooden plaque for displaying each mini every month. We will start on November's mini to make sure you get it done before November gets here. So we will stay only one month ahead, giving you incentive to get each mini done. The patterns are not kitted, but we have plenty of wool for sale and we also have some extra bits & pieces for some of the small parts that the shop will contribute to the cause.

NOTE: Pictures of the quilts are in the Fall Newsletter Class description newsletter. I will begin to incorporate them into this newsletter, but I will wait until next week.

## October Classes

### **Wool Club Sat Oct 2 4:30-6 \$35 Barb Boyer Ongoing, each 1<sup>st</sup> Sat of the month**

Each month we will do a small seasonal, associated to the month, mini wool hanging. We have a collection of 12 different patterns, and if you buy the entire collection you will get a wooden plaque for displaying each mini every month. We will start on November's mini to make sure you get it done before November gets here. So we will stay only one month ahead, giving you incentive to get each mini done. The patterns are not kitted, but we have plenty of wool for sale and we also have some extra bits & pieces for some of the small parts that the shop will contribute to the cause.

### **French Braid Sat Oct 23 & 30 \$40 Jean Korber**

Jean is teaching the basic French Braid quilt, which is a good introduction to this style of sewing. The braid can be made from multiple colors or you can cascade the colors from light to dark in one color family. So many choices! Skills taught in this class include working with bias and "row" construction – meaning constructing your row braids and sewing them together with vertical sashing.

## November Classes

### **Pumpkin Patch wall hanging/throw Sat Nov 6 (1-4) & 13 (1-5) \$35 Barb Boyer**

This cute quilt is made using the "Buggy Barn" technique, now called the One Sister technique. Fabrics are stacked, slashed, & re sewn, mixing the fabric so that each block uses the same fabric but in different positions: Pumpkin, star, background, stem. The challenge in this particular quilt is to group your colors into big and little pumpkins. Which is why we are allowing two sessions for this quilt, just in case.

### **Trip Around the World Thursday (Veterans' Day) Nov 11 10:30-6 \$35 Barb Boyer**

This stripped quilt is made with In The Beginning precut strips. We have 4 kits only. But .... You can make this quilt with your own fabrics, cut into 2 ½" strips. The class is one day only, but that's all you'll need to understand how to sew the panels and put the quilt together. Finish it up quickly and you'll have a beautiful quilt for a Christmas gift.

### **Krista Moser's Bespoke Stars Sat Nov 20 \$35 Jean Korber**

Krista has done it again, designing a compelling new quilt using the Creative Grids 60 degree triangle ruler. If you have not done one of her quilts, sign up early, because she has quite a following who love the quilts and love the class. This quilt is colorful, with white stars centered in the middle of colorful spokes. It's a wonderful first quilt if you have never used the 60 degree triangle ruler.

### **Pillow Case Party Sun Nov 21 1-4 FREE**

Learn a special way to make a "hot dog" or "burrito" pillowcase. I have some quick cutting techniques

that will make the pillowcase easy to stitch. All you need for class is fabric for your pillowcase and your machine.

## December Classes

### **Paper Pieced Penguin gift bag Sat Dec 11 1-5 \$35 Barb Boyer**

This is a basic paper pieced penguin that goes on the front of a basic bag pattern. But if you've never done paper piecing this is a perfect way to get started. The book has other patterns that you can choose, so if you don't like penguins, you could substitute Santa. This is the cutest gift bag for the holidays and the greatest part! It's reusable!

## Ongoing Classes & Clubs

### **Block of the Month** First Sat of month 10:30-11:15 FREE Barb Boyer

Join at any time. You get a free fat quarter if you come to class with the previous month's completed block. This year the challenge will be houses and seasons. Each row will have houses, trees and other "neighborhood" objects. Each house will have a place for a pieced block. Each "row" will be a season: Spring, Summer, Fall and Winter. We'll also have a quilt store, school, "village" shops, church, outhouse, dog house, barn - as many as I can squeeze in!

### **Hand Embroidery Club** 2<sup>nd</sup> Sat. of the month, 10-noon FREE Kathy Sconce

#### **Note: January class will be held on the third Saturday**

If you want to learn to hand embroider or just brush up your technique, join us on the second Saturday of the month from 10 to noon. You can work on your own projects or you can join the project we are doing. We will be starting Crabapple Hill's Snow Days. This is an embroidered and pieced block. So we will help you through the piecing, tracing and embroidery.

### **Knit Pickers' Club** 2<sup>nd</sup> and 4<sup>th</sup> Wed of each month, 2-5 Carol Moler

We are changing up the Knit Pickers' Club. We're going to knit 2 days a month every second and fourth Wednesday, and we'll start earlier in the day at 2 and go to 5. The Club is open to all skill levels. We want to share what we've learned, find new patterns, and simply just sit and knit. We may work on some felting projects, fingerless mittens, mittens, and socks.

### **Hand Sewing Club** every Tuesday afternoon 2-4

This club is open to everyone. Bring your hand sewing (embroidery, binding, knitting, crochet, etc) and sit & stitch. During covid, we sit 6 feet apart and wear our masks, but at least we can share our projects, get a little stitching done and just enjoy the companionship.

\*\*\*\*\*

## CLUBS

### HAND EMBROIDERY CLUB FREE!

If you want to learn to hand embroider or just brush up your technique, join us on the second Saturday of the month from 10 to noon. You can work on your own projects or you can join the project we are doing.

\*\*\*\*\*

### Hand Work Club FREE!

Every Tuesday afternoon from 2-4, join us to just sit & hand stitch, crochet, bind, or knit group. Bring what you're working on, sit up at the table in front by the window and work on your projects for a while. You can get advice & suggestions from your fellow quilters and share your experiences about your projects.

\*\*\*\*\*

### Knit Pickers' Club FREE!

This is another get-together class to sit & knit, work on our projects, share information and get some help. We will share techniques, suggest patterns, but mainly we'll sit & knit (or pick). We are discussing trying to do a group project meaning everyone does the same pattern. Each month we will learn a different pattern, make it into a square and eventually put all the squares into one project. Afghan, scarf, bag, etc.

\*\*\*\*\*

### Block of the Month Club FREE!

First Saturday of the Month, 10:30-11:15. Join at any time. You get a free fat quarter if you come to class with the previous month's completed block.

\*\*\*\*\*

### Toad Toters Club

On full moon days (as noted in the calendar) you will get 20% off all purchases (not otherwise discounted) that you can fit in your bag. You must bring your bag to participate.

Full Moon Days: June 24, July 23, August 27

Discount Policy

We will honor only one discount -- whichever is largest. You can't combine a 10% with a 25% discount to get a 35% discount. On this we can't be bribed.

### Color of the Month

June, blue; July Christmas; August blacks

### Color of the Month

January purple; February red; March green; April yellow; May whites.



## Nolting Quilting Machines

---



## Nolting Longarm Machines

Nolting has 5 main machines, each with different reaches: from 17" to 30" depending on the machine. They are sold with or without a frame, but after I saw & helped set up one of the steel frames this week, I recommend buying the frame. All machines, except for the Standard--the most economical machine-- have a stitch regulator. I recommend a stitch regulator. All machines can be equipped with a computer and there are a couple of different ones to choose from. In addition, you can get an extended table base so that you can use rulers, you can get larger bobbins on some of the models and on the frames you can get hydraulic lifts to raise and lower the tables. In the coming weeks, I will print out more information on each model.

The best entry level machine is the Fun Quilter. It comes in 17", 20" & 23" reach. It comes with the Intellistitch Equalizer stitch regulator, standard speed control, needle up/down, and fixed handles in the front & rear. This machine can also be equipped with a computer.

The Pro Machine has the Intellistitch Turbo stitch regulator, single stitch option, standard speed control, needle up/down and customizable handles in the front & rear. The Pro Machine comes in 20", 24" and 30" reach with 10-12" of inside height. There are easy dials on the front to set stitch length and other options. This machine can also be equipped with a computer.

The NV Machine is the newest in the fleet of Nolting machines. This machine has a touch screen with programmable stitch regulation. You can stitch in 4 different stitch modes plus single stitch and needle up/down. It also has an adjustable brightness LED work light. This machine can also be equipped with a computer.

Nolting also has a commercial machine with the Intellistitch Equalizer stitch regulator, standard speed control, needle up/down, and fixed handles in the front & rear. This machine can also be equipped with a computer.

---

**Normal Shop Hours:**  
**Monday-Saturday 10-6**  
**Sunday 1-5**  
**Closed first Sunday of month (and some holidays)**  
**New Hours for Standard Time (starting Nov 7-March 13)**  
**Monday-Saturday 10-5, closed Sundays unless a class is scheduled. Then we're open 1-5.**  
**Check the schedule.**

Join the fun and come feel the difference of quality fabrics.

Happy quilting!

Sincerely, Barbara Boyer  
Around the Block  
307-433-9555  
[www.aroundtheblockquilts.com](http://www.aroundtheblockquilts.com)

