



October 22, 2021

Finish Your Quilt Sale is Back!

First Saturday of the Month Backing, Binding and Batting is on sale at 20%. The catch? You have to have a finished quilt top **AND** you have to bring that top in for show & tell. It must be completely ready for the next step: Quilting!

We have wool batting, 80/20 from Winline and Quilter's Dream, 100% cotton white from Quilter's Dream batting in the select flavor, Dream Orient (silk, bamboo & cotton) and 100% cotton natural from Quilter's Dream in the request flavor. So lots to choose from.



The signs speak for themselves. These signs are posted in various zoos.



You can guess which way all the kids went.





It's been an odd week. Not that all the other weeks haven't been odd. So maybe it's been an odd month. And I suspect your week(s) has also been odd. Part of the problem is that we are just tired of fighting covid, all aspects of it. I get stressed because it's hard to plan for safe events in the store when covid rates continue to be high in this county, although more than 90 percent of the cases are with the non vaccinated individuals.

In the last two weeks Laramie County has seen approximately 500 new cases, Natrona more than 1,000, Campbell around 450, and Fremont 564. Vaccination rates in these counties are 47% in Laramie, Natrona 38%, Campbell 25%, and Fremont 54%. This Wednesday 34 people were hospitalized in Cheyenne and 10 of them are in their 40s. Nine are on ventilators. Twenty-four are in ICU areas, and I say areas because different parts of the hospital are being tasked to become ICU units. Across the state 235 people are hospitalized with covid, with Casper having the most at 65. These numbers have increased since September and the patients tend to be sicker and stay longer these days. Only one patient in the ICU in Cheyenne was vaccinated.

I give you these numbers only as a reminder that the pandemic is still with us. All of us are tired of paying attention to covid news. I can't tell you the number of times the topic comes up with customers (both in towners and out of towners), and they act surprised when I tell them about the high covid cases in town. They say, "It's too depressing, I just quit watching the news." And consequently, that's how we get complacent. We trick ourselves into believing things are back to normal, but then we have those odd days, those cranky days, those irritable days and we just can't put our finger on what's wrong..... I blame covid and the fact that we have still not killed off this deadly virus. And we're just tired of it. But....

The good news is that people who have been vaccinated are extremely safe. The bad news is those who have not been vaccinated are extremely vulnerable.

The other good and bad news regarding covid affects how this virus is spread. In a nutshell, those who are vaccinated rarely catch covid and even if they do it's typically a mild case, and, most importantly, they don't spread it very effectively, like almost not at all. Unfortunately, for those who are not vaccinated, even when they get a mild case, the virus is more aggressive and spreads very efficiently—to all other non vaccinated individuals and to more vulnerable vaccinated individuals. And that's why our numbers continue to rise.

Now, you all know this. This isn't earth shattering news. We've been living it for coming on two years.

What it means for me is, I need to continue to provide the safest space possible for everyone who wants to shop and take classes and work. To do this, we need to work together to protect ourselves, our

friends, our relatives, our neighbors, and all the strangers we pass by on the way in and out of stores, against getting this insidious virus. Unfortunately, we as a community don't always act in our collective best interests. Hence the continued escalation in covid cases in town.

Consequently, I will continue the mask requirement in the store for all individuals vaccinated or not. This policy is being driven by the fact that we still have so many unvaccinated individuals in Cheyenne and the state. And because the spread of the disease is greater through the unvaccinated, in order to keep everyone safe in the store, masks will continue to be required. While all of my staff are vaccinated (and at least 2 with boosters now) they (and I) fall into the vulnerable categories of age or compromised immunity systems. Many of my customers are in these same categories and I feel responsible for their welfare when they shop in my store.

I had hoped that by the Black Friday sales and the Year End sale I might be able to ease restrictions on mask wearing and numbers of people in the store. I still have hope, since we now have vaccines (last year we did not), that I will not have to restrict the numbers in the store on sale days (for purposes of safe distancing). But I have no hope that I will feel comfortable dropping the mask requirement because of the continued spread of this virus. I will keep you posted on sale events and shopping requirements and mask requirements.



Finally, in case you're wondering, I have not had any weird encounters with protesting individuals who are against my store policies. I have had a few customers who forget their masks for various reasons and they either go grab it from their car or I lose a sale because they don't come back. I have had only a handful of others over the last year and a half who make snipy remarks about masks and freedoms and rights and they make their little statements and walk out. And I am fine with that.

And on the flip side, I can't tell you how often I receive compliments and thank you's for requiring masks and even vaccine requirements for classes. And I appreciate your support in all of this. And you never need to say anything to me about it because wearing your mask shows me you care.



New Hours for winter. During Standard Time (Nov. 7 thru March 13), I will have new closing hours. M-S 10-5. Sundays will be closed unless I have a class scheduled. Hours for those Sundays are 1-5. Check the schedule to see if a class is being held.

Also I have added Machine Quilting on your domestic machine on Thursday Nov 18 from 1-4, and Machine Applied Binding on Saturday Dec. 18, 1-4.


What's New



From Banyon Batiks




From Dashwood




From Alexander Henry






EBONY




CHARCOAL

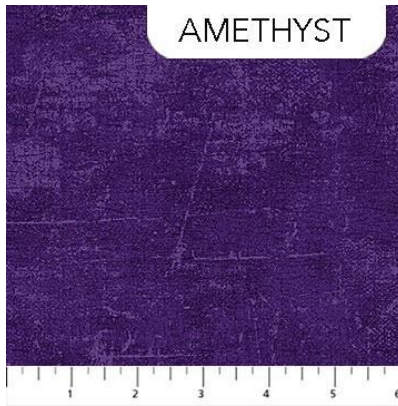


PEBBLE

From Northcott



PINE NEEDLE




AMETHYST




PEACOCK




BLUE JEANS




NAVY




OCEAN BREEZE




CABERNET



CURRY



MERLOT



FRENCH VANILLA




CAFE AU LAIT





COFFEE BEAN



From Timeless Treasures





Dear Stella

Y

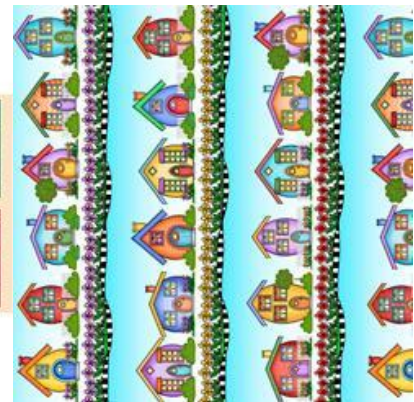


RJR





Art Gallery



From QT

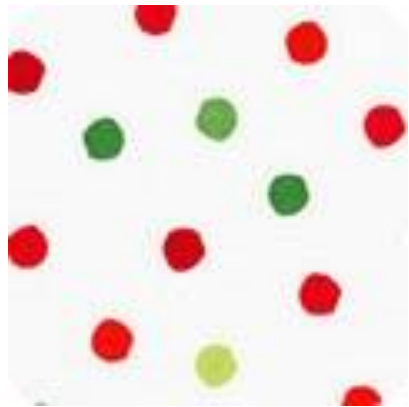


From Alexander Henry




From Robert Kaufman









From Windham flannel. The 3 whites are flat






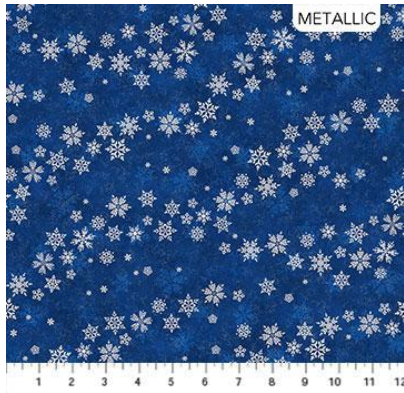
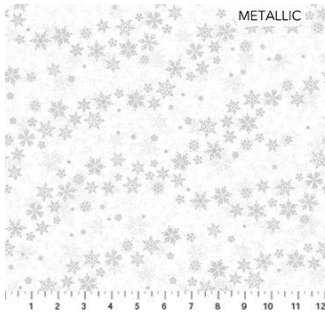
Moda Kit; the bears are from Northcott





From Northcott








More from Northcott



g"!





From Riley Blake:



Note: I have added Machine Quilting on your domestic machine on Thursday Nov 18 from 1-4, and Machine Applied Binding on Saturday Dec. 18, 1-4.

October 2021

Sunday	Monday	Tuesday	Wed	Thur	Fri	Saturday
					1	2 BOM 10:30 Embroidered Treasures/English paper piecing 2-4 Wool Club 4:30-6
3 CLOSED	4	5 Hand work Club 2-4	6	7	8	9 Embroidery Club 10-noon Strippy Christmas Tree 1-6
10 Beginning Quilting 1-4	11	12 Hand work Club 2-4	13 Knit Pickers' Club 2-4	14 Technique class: Borders: Figuring yardage/how to cut/how to sew 2-3	15	16 BQ 4 for Halloween (or anytime) 10:30-5
17 Beginning Quilting 1-4	18	19 Hand work Club 2-4	20 Full moon	21	22	23 French Braid 10:30-4
24 Beginning Quilting 1-4	25	26 Hand work Club 2-4	27 Knit Pickers' Club 2-4	28	29	30 French Braid 10:30-4
31 Beginning Quilting 1-4	Color of the month: green					

November 2021

Sunday	Monday	Tuesday	Wed	Thur	Fri	Saturday
	1	2	3	4	5	6 BOM 10:30 Pumpkin Wall Hanging by One <u>Sister</u> <u>1-4</u> Wool Club 4:30-6
7 CLOSED	8	9 Hand work Club 2-4	10 Knit Pickers' Club 2-4	11 Trip Around the World 10:30-6	12	13 Embroidery Club 10- noon Pumpkin Wall Hanging 1-5
14 Beginning Quilting 1- 4	15	16 Hand work Club 2-4	17	18 Machine Quilting on Domestic Machine 1-4	19 Full moon	20 Krista Moser's Bespoke Stars 10:30-4
21 <u>Pillow case</u> party 1-4	22	23 Hand work Club 2-4	24 Knit Pickers' Club 2-4	25 Thanksgiving CLOSED	26 Black Friday Sale	27 Shop Small Business Sale
28 CLOSED	29	30 Hand work Club 2-4	Color of the month: flannels			

December 2021

Sunday	Monday	Tuesday	Wed	Thur	Fri	Saturday
			1	2	3	4 BOM 10:30 Embroidered Treasures/English paper piecing 2-4 Wool Club 4:30-6
5	6	7	8	9	10	11
CLOSED		Hand work Club 2-4	Knit Pickers' Club 2- 4	Technique class: Squaring Up: Triangles, flying geese, blocks 2- 3		Embroidery Club 10-noon Paper Pieced Penguin gift bag 1-5
12	13	14	15	16	17	18
Closed		Hand work Club 2-4				Full moon Machine Applied Binding 1-4
19	20	21	22	23	24	25
Closed		Hand work Club 2-4	Knit Pickers' Club 2-		CLOSED	Christmas CLOSED
26	27	28	29	30	31	CLOSED
CLOSED		Hand work Club 2-4		Toad <u>Toter</u> Sale	SALE	Color of the month: red

Ongoing Clubs

Block of the Month First Sat of month 10:30-11:15 FREE Barb Boyer

Join at any time. You get a free fat quarter if you come to class with the previous month's completed block. This year the challenge will be houses and seasons. Each row will have houses, trees and other "neighborhood" objects. Each house will have a place for a pieced block. Each "row" will be a season: Spring, Summer, Fall and Winter. We'll also have a quilt store, school, "village" shops, church, outhouse, dog house, barn – as many as I can squeeze in!

Hand Embroidery Club 2nd Sat. of the month, 10-noon FREE Kathy Sconce

If you want to learn to hand embroider or just brush up your technique, join us on the second Saturday of the month from 10 to noon. You can work on your own projects or you can join the project we are doing. We are doing Crabapple Hill's Snow Days. This is an embroidered and pieced block. So we will help you through the piecing, tracing and embroidery.

Knit Pickers' Club 2nd and 4th Wed of each month, 2-5 Carol Moler (**NOTE: time is 2-5, not 4 as calendar shows**)

We are changing up the Knit Pickers Club. We're going to knit 2 days a month every second and fourth Wednesday, and we'll start earlier in the day at 2 and go to 5. The Club is open to all skill levels. We want to share what we've learned, find new patterns, and simply just sit and knit. We may work on some felting projects, fingerless mittens, mittens, and socks.

Hand Sewing Club every Tuesday afternoon 2-4

This club is open to everyone. Bring your hand sewing (embroidery, binding, knitting, crochet, etc) and sit & stitch. During covid, we sit 6 feet apart and wear our masks, but at least we can share our projects, get a little stitching done and just enjoy the companionship.

ONGOING CLASSES

Beginning Quilting 8 weeks \$65 Barb Boyer Starting Sun Sept 12.

This comprehensive 8-week course will introduce to you almost everything you need to know about piecing a quilt top. Along the way you will learn about color, batting, thread, machines and various techniques to give you the skills to make almost any quilt.

Techniques Thursdays Sept 9, Oct 14, Dec 9, 2-3 \$10 Barb Boyer

Sept 9: Tips on how to accurately cut fabric, how to read and use your ruler, and a little bit of math for a couple of blocks.

Oct 14: Tips on how to properly measure, cut and sew on borders. Reminder lesson on straight of grain vs cross grain borders.

Dec 9: Tips on how to square up any block, including flying geese, by just using basic Creative Grid Rulers. You don't need specialty rulers to square up your blocks! Learn to use what you already own.

Wool Club Sat Oct 2 4:30-6 \$35 Barb Boyer Ongoing, each 1st Sat of the month

Each month we will do a small seasonal, associated to the month, mini wool hanging. We have a collection of 12 different patterns, and if you buy the entire collection you will get a wooden plaque for displaying each mini every month. We will start on November's mini to make sure you get it done before November gets here. So we will stay only one month ahead, giving you incentive to get each mini done. The patterns are not kitted, but we have plenty of wool for sale and we also have some extra bits & pieces for some of the small parts that the shop will contribute to the cause.

NOTE: Pictures of the quilts are in the Fall Newsletter Class description newsletter. I will begin to incorporate them into this newsletter, but I will wait until next week.

October Classes

Wool Club Sat Oct 2 4:30-6 \$35 Barb Boyer Ongoing, each 1st Sat of the month

Each month we will do a small seasonal, associated to the month, mini wool hanging. We have a collection of 12 different patterns, and if you buy the entire collection you will get a wooden plaque for displaying each mini every month. We will start on November's mini to make sure you get it done before November gets here. So we will stay only one month ahead, giving you incentive to get each mini done. The patterns are not kitted, but we have plenty of wool for sale and we also have some extra bits & pieces for some of the small parts that the shop will contribute to the cause.

French Braid Sat Oct 23 & 30 \$40 Jean Korber

Jean is teaching the basic French Braid quilt, which is a good introduction to this style of sewing. The braid can be made from multiple colors or you can cascade the colors from light to dark in one color family. So many choices! Skills taught in this class include working with bias and "row" construction – meaning constructing your row braids and sewing them together with vertical sashing.

November Classes

Pumpkin Patch wall hanging/throw Sat Nov 6 (1-4) & 13 (1-5) \$35 Barb Boyer

This cute quilt is made using the "Buggy Barn" technique, now called the One Sister technique. Fabrics are stacked, slashed, & re sewn, mixing the fabric so that each block uses the same fabric but in different positions: Pumpkin, star, background, stem. The challenge in this particular quilt is to group your colors into big and little pumpkins. Which is why we are allowing two sessions for this quilt, just in case.

Trip Around the World Thursday (Veterans' Day) Nov 11 10:30-6 \$35 Barb Boyer

This stripped quilt is made with In The Beginning precut strips. We have 4 kits only. But You can make this quilt with your own fabrics, cut into 2 ½" strips. The class is one day only, but that's all you'll need to understand how to sew the panels and put the quilt together. Finish it up quickly and you'll have a beautiful quilt for a Christmas gift.

Krista Moser's Bespoke Stars Sat Nov 20 \$35 Jean Korber

Krista has done it again, designing a compelling new quilt using the Creative Grids 60 degree triangle ruler. If you have not done one of her quilts, sign up early, because she has quite a following who love the quilts and love the class. This quilt is colorful, with white stars centered in the middle of colorful spokes. It's a wonderful first quilt if you have never used the 60 degree triangle ruler.

Pillow Case Party Sun Nov 21 1-4 FREE

Learn a special way to make a "hot dog" or "burrito" pillowcase. I have some quick cutting techniques

that will make the pillowcase easy to stitch. All you need for class is fabric for your pillowcase and your machine.

December Classes

Paper Pieced Penguin gift bag Sat Dec 11 1-5 \$35 Barb Boyer

This is a basic paper pieced penguin that goes on the front of a basic bag pattern. But if you've never done paper piecing this is a perfect way to get started. The book has other patterns that you can choose, so if you don't like penguins, you could substitute Santa. This is the cutest gift bag for the holidays and the greatest part! It's reusable!

Ongoing Classes & Clubs

Block of the Month First Sat of month 10:30-11:15 FREE Barb Boyer

Join at any time. You get a free fat quarter if you come to class with the previous month's completed block. This year the challenge will be houses and seasons. Each row will have houses, trees and other "neighborhood" objects. Each house will have a place for a pieced block. Each "row" will be a season: Spring, Summer, Fall and Winter. We'll also have a quilt store, school, "village" shops, church, outhouse, dog house, barn - as many as I can squeeze in!

Hand Embroidery Club 2nd Sat. of the month, 10-noon FREE Kathy Sconce

Note: January class will be held on the third Saturday

If you want to learn to hand embroider or just brush up your technique, join us on the second Saturday of the month from 10 to noon. You can work on your own projects or you can join the project we are doing. We will be starting Crabapple Hill's Snow Days. This is an embroidered and pieced block. So we will help you through the piecing, tracing and embroidery.

Knit Pickers' Club 2nd and 4th Wed of each month, 2-5 Carol Moler

We are changing up the Knit Pickers' Club. We're going to knit 2 days a month every second and fourth Wednesday, and we'll start earlier in the day at 2 and go to 5. The Club is open to all skill levels. We want to share what we've learned, find new patterns, and simply just sit and knit. We may work on some felting projects, fingerless mittens, mittens, and socks.

Hand Sewing Club every Tuesday afternoon 2-4

This club is open to everyone. Bring your hand sewing (embroidery, binding, knitting, crochet, etc) and sit & stitch. During covid, we sit 6 feet apart and wear our masks, but at least we can share our projects, get a little stitching done and just enjoy the companionship.

CLUBS

HAND EMBROIDERY CLUB FREE!

If you want to learn to hand embroider or just brush up your technique, join us on the second Saturday of the month from 10 to noon. You can work on your own projects or you can join the project we are doing.

Hand Work Club FREE!

Every Tuesday afternoon from 2-4, join us to just sit & hand stitch, crochet, bind, or knit group. Bring what you're working on, sit up at the table in front by the window and work on your projects for a while. You can get advice & suggestions from your fellow quilters and share your experiences about your projects.

Knit Pickers' Club FREE!

This is another get-together class to sit & knit, work on our projects, share information and get some help. We will share techniques, suggest patterns, but mainly we'll sit & knit (or pick). We are discussing trying to do a group project meaning everyone does the same pattern. Each month we will learn a different pattern, make it into a square and eventually put all the squares into one project Bagghan, scarf, bag, etc.

Block of the Month Club FREE!

First Saturday of the Month, 10:30-11:15. Join at any time. You get a free fat quarter if you come to class with the previous month's completed block.

Toad Toters Club

On full moon days (as noted in the calendar) you will get 20% off all purchases (not otherwise discounted) that you can fit in your bag. You must bring your bag to participate.

Full Moon Days: June 24, July 23, August 27

Discount Policy

We will honor only one discount -- whichever is largest. You can't combine a 10% with a 25% discount to get a 35% discount. On this we can't be bribed.

Color of the Month

June, blue; July Christmas; August blacks

Color of the Month

January purple; February red; March green; April yellow; May whites.

Nolting Quilting Machines



Nolting Longarm Machines

Nolting has 5 main machines, each with different reaches: from 17" to 30" depending on the machine. They are sold with or without a frame, but after I saw & helped set up one of the steel frames this week, I recommend buying the frame. All machines, except for the Standard--the most economical machine-- have a stitch regulator. I recommend a stitch regulator. All machines can be equipped with a computer and there are a couple of different ones to choose from. In addition, you can get an extended table base so that you can use rulers, you can get larger bobbins on some of the models and on the frames you can get hydraulic lifts to raise and lower the tables. In the coming weeks, I will print out more information on each model.

The best entry level machine is the Fun Quilter. It comes in 17", 20" & 23" reach. It comes with the Intellistitch Equalizer stitch regulator, standard speed control, needle up/down, and fixed handles in the front & rear. This machine can also be equipped with a computer.

The Pro Machine has the Intellistitch Turbo stitch regulator, single stitch option, standard speed control, needle up/down and customizable handles in the front & rear. The Pro Machine comes in 20", 24" and 30" reach with 10-12" of inside height. There are easy dials on the front to set stitch length and other options. This machine can also be equipped with a computer.

The NV Machine is the newest in the fleet of Nolting machines. This machine has a touch screen with programmable stitch regulation. You can stitch in 4 different stitch modes plus single stitch and needle up/down. It also has an adjustable brightness LED work light. This machine can also be equipped with a computer.

Nolting also has a commercial machine with the Intellistitch Equalizer stitch regulator, standard speed control, needle up/down, and fixed handles in the front & rear. This machine can also be equipped with a computer.

Normal Shop Hours:
Monday-Saturday 10-6
Sunday 1-5
Closed first Sunday of month (and some holidays)
New Hours for Standard Time (starting Nov 7-March 13)
Monday-Saturday 10-5, closed Sundays unless a class is scheduled. Then we're open 1-5.
Check the schedule.

Join the fun and come feel the difference of quality fabrics.

Happy quilting!

Sincerely, Barbara Boyer
Around the Block
307-433-9555
www.aroundtheblockquilts.com

