



October 15, 2021

## Finish Your Quilt Sale is Back!

**First Saturday of the Month Backing, Binding and Batting is on sale at 20%.** The catch? You have to have a finished quilt top **AND** you have to bring that top in for show & tell. It must be completely ready for the next step: Quilting!

We have wool batting, 80/20 from Winline and Quilter's Dream, 100% cotton white from Quilter's Dream batting in the select flavor, Dream Orient (silk, bamboo & cotton) and 100% cotton natural from Quilter's Dream in the request flavor. So lots to choose from.

You can learn a lot from watching Halloween movies. These can be ghost stories, horror stories, zombie stories, creepy stories – the genre is pretty wide. In contrast, you can't learn much from Christmas movies. Christmas is all about learning the meaning of good will, helping your neighbor, finding love, putting up Christmas lights. Don't get me wrong. Those are all admirable goals for living a good life.

But I'm talking about survival, and Christmas movies might provide instruction in how to shop or bake or avoid your in laws, but that's not really a survival guide.

So lessons learned from Halloween movies will keep you alive. How to make stabbing utensils out of coat hangers, why you never walk around without a cell phone or never look under the bed or behind closets, and why you never, ever, unboard boarded up cellars—the boards are there for a reason.

In order for you glean all of the useful lessons from horror movies, it helps if you watch them with friends. And group watching is so much more fun because everyone can shout at the tv – **DON'T LOOK UNDER THE BED!** It's kinda cathartic.

Which reminds me – sidetrack moment. England has a tradition during the Christmas and New Year’s season to perform Pantomimes, which are musical comedy, audience participation shows. The stories are typically based upon fairy tales, like the one I saw, Cinderella. One scene from this show should illustrate the idea: The ugly step sisters and their father are driving a Studebaker to the ball when the car breaks down. Dad gets out to change the tire and a hungry bear wanders by. The audience (lots of kids, it’s a family show) start screaming at the dad to look behind him. So dad turns to the left to look behind, but doesn’t see the bear, because the bear continues to move, always standing where dad isn’t looking. So the kids keep screaming and the dad tells the audience that they are nuts, and he tries to go back to changing the tire. Eventually, like any good slap stick comedy, the bear and the dad come face to face and everyone runs around the stage for a while.

Pantomime theater has been around since at least the 16<sup>th</sup> century and some of its roots go clear back to Roman times. We see it today during Frontier Days when the Melodrama is performed. The audience is encouraged to sigh at the heroine and boo the villain. In English pantomime, there are a few conventions that are typically followed, like the leading male juvenile is usually played by a young woman. An older woman character is usually played by a man. (And you wonder where the Monty Python crew got ideas.) There is “risqué double entendre” jokes that adults get, but kids don’t. Disney uses this convention a lot in its cartoons. There is audience participation in Pantomime including hissing & booing, shouting at actors that something is behind them, singing songs, even joining actors on stage. Good characters, like a good fairy, always enter from stage right and the villain from stage left, which is a hold over from medieval mystery plays (medieval times) when the right side of the stage was seen as heaven and the left side hell.

So speaking of the netherworld – nice segue, huh? – watching spooky movies as a group effort solves a number of problems: When you make fun of the movie, it’s not so scary; you can go home in pairs, ‘cause everyone knows the boogeyman targets single walkers; and there are more of you around in case something strange pops up. And it is easier to calmly and rationally analyze the tactics used by the characters in the movie, when your buddies are around you. You’ll say, “Well, why didn’t she just call the cops?” Halloween. Or “Why didn’t she bang on the neighbor’s door long enough to force them to call the cops?” Halloween. Or “Why didn’t she just take the suit with her when she ran?” The Invisible Man.

There are a lot of those kind of moments in spooky movies when you see the characters doing dumb things. Now, to be fair, if they actually took rational steps, the horror movie would be over in about 15 minutes. But these are what I call the survival teaching moments in horror movies. By watching, you can learn all sorts of useful skills in case Freddy Kruger or Mike Myers knocks on your door.

So what can we learn from Halloween movies:

1. Never, ever, look under the bed. See The Conjuring
2. Never, ever, look in the closet when the lights are off. Monsters, Inc.
3. Never, ever, look behind the door into the dark space that’s not lit. The Conjuring.
4. Never, ever, run into a barn filled with sharp implements. Geigo commercial. Or Twister.
5. Never, ever, stop to do a kind thing, like take a shock collar off the guard dog. The Invisible Man.
6. Never, ever, remove the boards that have closed off a cellar for many many years. Even better, never, ever, go down into the dark cellar with only a match to light the way. When the match runs out and you drop the box, you’re in trouble. The Conjuring.
7. Never, ever, hide in a closet behind clothes. Unless you make a stabbing tool out of a hanger. Way to go Jamie Lee Curtis! That was a teachable moment. Halloween.
8. Never ever, try to get out of a small room through an even smaller window. Especially on

Halloween. And especially when the door has unexpectedly slammed shut and locked. And especially after the dog was growling at nothing. And especially when you've heard weird footsteps. Halloween. 9. Never, ever, do a sleep over in a haunted house as a psychological experiment with a deranged professor. Better yet, never accept an invitation from someone you don't know to have a sleep over in a remote cabin far from civilization. No phone. No wi fi. Various haunted house movies. And Then There Were None.

10. Never, ever, buy a house that no one wants. Even if it's a really really good deal. Expect problems. Amittyville Horror. The Conjuring.

11. Never, ever, agree to be the house sitters for a hotel that gets snowed in for 5 months. Especially if that hotel has a history..... The Shining.

12. Never, ever, accept a creepy doll as a birthday present. Child's Play. The Nutcracker.

13. Never, ever, take psychotropic drugs and dream your wrists get slashed by a dream stalking monster and if you do, never let your mom stick you in a psych ward. Nightmare on Elm Street.

14. Never, ever, buy a car with a history – like someone died in it. For that matter, don't buy a house with the same kind of history. Christine. The Conjuring.

15. Never, ever, have a mutant baby. And if you do, never go searching for it by yourself in the bushes, in an attic, in a cellar. It's Alive.

16. Never, ever, dig up anything that's dead. And if you do, don't chant over it. Pet Semetary.

17. Never, ever, taunt the little sociopathic girl Rhoda, if you want to live past the day. The Bad Seed.

18. Never, ever, go swimming in a lagoon, while everyone else from the boat is looking for the creature in that lagoon. Creature from the Black Lagoon.

19. Never, ever, go hunting for a mega shark in a small boat. Jaws.


20. And finally, never, ever, invite Jack Nicholson over for dinner. Jack's not a nice boy. And if you do, at least learn from Shelley Duvall: Always carry a big knife. The Shining.

Happy Halloween!

**New Hours for winter. During Standard Time (Nov. 7 thru March 13), I will have new closing hours. M-S 10-5. Sundays will be closed unless I have a class scheduled. Hours for those Sundays are 1-5. Check the schedule to see if a class is being held.**

**Also I have added Machine Quilting on your domestic machine on Thursday Nov 18 from 1-4, and Machine Applied Binding on Saturday Dec. 18, 1-4.**

**What's New**



From Timeless Treasures







Dear Stella



Y



RJR






Art Gallery

---







From QT






From Alexander Henry



From Robert Kaufman









---

---



From RJR


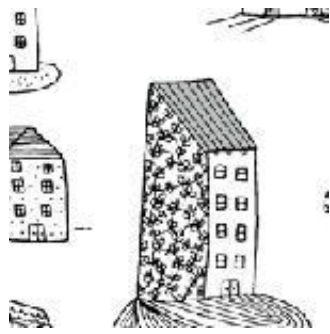
Y




From Windham flannel. The 3 whites are flat



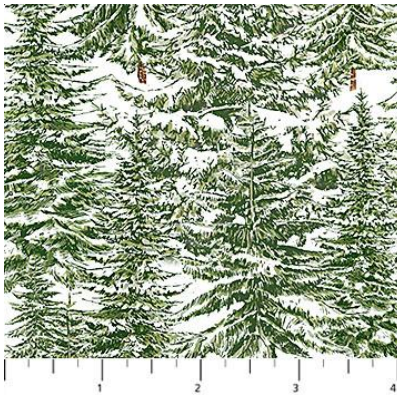







Moda Kit; the bears are from Northcott



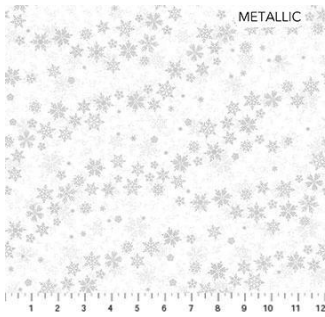






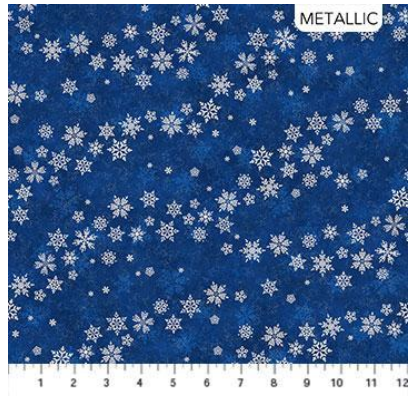



From Northcott





More from Northcott

g!!







From Riley Blake:



Note: I have added Machine Quilting on your domestic machine on Thursday Nov 18 from 1-4, and Machine Applied Binding on Saturday Dec. 18, 1-4.

## October 2021

Sunday	Monday	Tuesday	Wed	Thur	Fri	Saturday
					1	2 BOM 10:30 Embroidered Treasures/English paper piecing 2-4 Wool Club 4:30-6
3 CLOSED	4	5 Hand work Club 2-4	6	7	8	9 Embroidery Club 10-noon <del>Strippy</del> Christmas Tree 1-6
10 Beginning Quilting 1-4	11	12 Hand work Club 2-4	13 Knit Pickers' Club 2-4	14 Technique class: Borders: Figuring yardage/how to cut/how to sew 2-3	15	16 BQ 4 for Halloween (or anytime) 10:30-5
17 Beginning Quilting 1-4	18	19 Hand work Club 2-4	20 Full moon	21	22	23 French Braid 10:30-4
24 Beginning Quilting 1-4	25	26 Hand work Club 2-4	27 Knit Pickers' Club 2-4	28	29	30 French Braid 10:30-4
31 Beginning Quilting 1-4	<b>Color of the month: green</b>					

## November 2021

Sunday	Monday	Tuesday	Wed	Thur	Fri	Saturday
	1	2	3	4	5	6 BOM 10:30 Pumpkin Wall Hanging by One <u>Sister</u> <u>1-4</u> Wool Club 4:30-6
7 CLOSED	8	9 Hand work Club 2-4	10 Knit Pickers' Club 2-4	11 Trip Around the World 10:30-6	12	13 Embroidery Club 10- noon Pumpkin Wall Hanging 1-5
14 Beginning Quilting 1- 4	15	16 Hand work Club 2-4	17	18 Machine Quilting on Domestic Machine 1-4	19 Full moon	20 Krista Moser's Bespoke Stars 10:30-4
21 <u>Pillow case</u> party 1-4	22	23 Hand work Club 2-4	24 Knit Pickers' Club 2-4	25 Thanksgiving CLOSED	26 Black Friday Sale	27 Shop Small Business Sale
28 CLOSED	29	30 Hand work Club 2-4	Color of the month: flannels			



# December 2021

Sunday	Monday	Tuesday	Wed	Thur	Fri	Saturday
			1	2	3	4 BOM 10:30 Embroidered Treasures/English paper piecing 2-4 Wool Club 4:30-6
5	6	7	8	9	10	11
CLOSED		Hand work Club 2-4	Knit Pickers' Club 2- 4	Technique class: Squaring Up: Triangles, flying geese, blocks 2- 3		Embroidery Club 10-noon  Paper Pieced Penguin gift bag 1-5
12 Closed	13	14 Hand work Club 2-4	15	16	17	18 Full moon Machine Applied Binding 1-4
19	20	21 Hand work Club 2-4	22 Knit Pickers' Club 2-	23	24 CLOSED	25 Christmas CLOSED
26 CLOSED	27	28 Hand work Club 2-4	29	30 Toad <u>Toter</u> Sale	31 SALE	CLOSED  Color of the month: red

## Ongoing Clubs

**Block of the Month** First Sat of month 10:30-11:15 FREE Barb Boyer

Join at any time. You get a free fat quarter if you come to class with the previous month's completed block. This year the challenge will be houses and seasons. Each row will have houses, trees and other "neighborhood" objects. Each house will have a place for a pieced block. Each "row" will be a season: Spring, Summer, Fall and Winter. We'll also have a quilt store, school, "village" shops, church, outhouse, dog house, barn – as many as I can squeeze in!

**Hand Embroidery Club** 2<sup>nd</sup> Sat. of the month, 10-noon FREE Kathy Sconce

If you want to learn to hand embroider or just brush up your technique, join us on the second Saturday of the month from 10 to noon. You can work on your own projects or you can join the project we are doing. We are doing Crabapple Hill's Snow Days. This is an embroidered and pieced block. So we will help you through the piecing, tracing and embroidery.

**Knit Pickers' Club** 2<sup>nd</sup> and 4<sup>th</sup> Wed of each month, 2-5 Carol Moler (**NOTE: time is 2-5, not 4 as calendar shows**)

We are changing up the Knit Pickers Club. We're going to knit 2 days a month every second and fourth Wednesday, and we'll start earlier in the day at 2 and go to 5. The Club is open to all skill levels. We want to share what we've learned, find new patterns, and simply just sit and knit. We may work on some felting projects, fingerless mittens, mittens, and socks.

**Hand Sewing Club** every Tuesday afternoon 2-4

This club is open to everyone. Bring your hand sewing (embroidery, binding, knitting, crochet, etc) and sit & stitch. During covid, we sit 6 feet apart and wear our masks, but at least we can share our projects, get a little stitching done and just enjoy the companionship.

## ONGOING CLASSES

**Beginning Quilting** 8 weeks \$65 Barb Boyer Starting Sun Sept 12.

This comprehensive 8-week course will introduce to you almost everything you need to know about piecing a quilt top. Along the way you will learn about color, batting, thread, machines and various techniques to give you the skills to make almost any quilt.

**Techniques Thursdays Sept 9, Oct 14, Dec 9, 2-3 \$10 Barb Boyer**

**Sept 9:** Tips on how to accurately cut fabric, how to read and use your ruler, and a little bit of math for a couple of blocks.

**Oct 14:** Tips on how to properly measure, cut and sew on borders. Reminder lesson on straight of grain vs cross grain borders.

**Dec 9:** Tips on how to square up any block, including flying geese, by just using basic Creative Grid Rulers. You don't need specialty rulers to square up your blocks! Learn to use what you already own.

**Wool Club Sat Oct 2 4:30-6 \$35 Barb Boyer Ongoing, each 1<sup>st</sup> Sat of the month**

Each month we will do a small seasonal, associated to the month, mini wool hanging. We have a collection of 12 different patterns, and if you buy the entire collection you will get a wooden plaque for displaying each mini every month. We will start on November's mini to make sure you get it done before November gets here. So we will stay only one month ahead, giving you incentive to get each mini done. The patterns are not kitted, but we have plenty of wool for sale and we also have some extra bits & pieces for some of the small parts that the shop will contribute to the cause.

NOTE: Pictures of the quilts are in the Fall Newsletter Class description newsletter. I will begin to incorporate them into this newsletter, but I will wait until next week.

## October Classes

### Wool Club Sat Oct 2 4:30-6 \$35 Barb Boyer Ongoing, each 1<sup>st</sup> Sat of the month

Each month we will do a small seasonal, associated to the month, mini wool hanging. We have a collection of 12 different patterns, and if you buy the entire collection you will get a wooden plaque for displaying each mini every month. We will start on November's mini to make sure you get it done before November gets here. So we will stay only one month ahead, giving you incentive to get each mini done. The patterns are not kitted, but we have plenty of wool for sale and we also have some extra bits & pieces for some of the small parts that the shop will contribute to the cause.

### Strippy Christmas Tree Sat Oct 9 1-6 \$35 Barb Boyer

This quilt uses Hoffman's Jingle Pops collection – or any 2 ½" strip collection. You can also cut your own strips, and you can use our Accu Cutter for cutting. Add background fabric and you'll have a quick quilt for your Christmas holidays.

### BQ 4 for Halloween (or anytime) Sat Oct 16 10:30-5 \$35 Barb Boyer

This pattern is great for panels or any large print fabric because the large blocks allow you to really showcase the fabric. And because the blocks are big, the quilt sews up in no time at all. We used Halloween fabric, and while you may not have the quilt finished by Halloween, it will be ready for next year. Or choose Santa Claus fabric and have a cute Christmas quilt ready for the holidays.

### French Braid Sat Oct 23 & 30 \$40 Jean Korber

Jean is teaching the basic French Braid quilt, which is a good introduction to this style of sewing. The braid can be made from multiple colors or you can cascade the colors from light to dark in one color family. So many choices! Skills taught in this class include working with bias and "row" construction – meaning constructing your row braids and sewing them together with vertical sashing.

## November Classes

### Pumpkin Patch wall hanging/throw Sat Nov 6 (1-4) & 13 (1-5) \$35 Barb Boyer

This cute quilt is made using the "Buggy Barn" technique, now called the One Sister technique. Fabrics are stacked, slashed, & re sewn, mixing the fabric so that each block uses the same fabric but in different positions: Pumpkin, star, background, stem. The challenge in this particular quilt is to group your colors into big and little pumpkins. Which is why we are allowing two sessions for this quilt, just in case.

### Trip Around the World Thursday (Veterans' Day) Nov 11 10:30-6 \$35 Barb Boyer

This striped quilt is made with In The Beginning precut strips. We have 4 kits only. But .... You can make



this quilt with your own fabrics, cut into 2 ½" strips. The class is one day only, but that's all you'll need to understand how to sew the panels and put the quilt together. Finish it up quickly and you'll have a beautiful quilt for a Christmas gift.

#### **Krista Moser's Bespoke Stars Sat Nov 20 \$35 Jean Korber**

Krista has done it again, designing a compelling new quilt using the Creative Grids 60 degree triangle ruler. If you have not done one of her quilts, sign up early, because she has quite a following who love the quilts and love the class. This quilt is colorful, with white stars centered in the middle of colorful spokes. It's a wonderful first quilt if you have never used the 60 degree triangle ruler.

#### **Pillow Case Party Sun Nov 21 1-4 FREE**

Learn a special way to make a "hot dog" or "burrito" pillowcase. I have some quick cutting techniques that will make the pillowcase easy to stitch. All you need for class is fabric for your pillowcase and your machine.

## **December Classes**

#### **Paper Pieced Penguin gift bag Sat Dec 11 1-5 \$35 Barb Boyer**

This is a basic paper pieced penguin that goes on the front of a basic bag pattern. But if you've never done paper piecing this is a perfect way to get started. The book has other patterns that you can choose, so if you don't like penguins, you could substitute Santa. This is the cutest gift bag for the holidays and the greatest part! It's reusable!

## **Ongoing Classes & Clubs**

#### **Block of the Month** First Sat of month 10:30-11:15 FREE Barb Boyer

Join at any time. You get a free fat quarter if you come to class with the previous month's completed block. This year the challenge will be houses and seasons. Each row will have houses, trees and other "neighborhood" objects. Each house will have a place for a pieced block. Each "row" will be a season: Spring, Summer, Fall and Winter. We'll also have a quilt store, school, "village" shops, church, outhouse, dog house, barn - as many as I can squeeze in!

#### **Hand Embroidery Club** 2<sup>nd</sup> Sat. of the month, 10-noon FREE Kathy Sconce

##### **Note: January class will be held on the third Saturday**

If you want to learn to hand embroider or just brush up your technique, join us on the second Saturday of the month from 10 to noon. You can work on your own projects or you can join the project we are doing. We will be starting Crabapple Hill's Snow Days. This is an embroidered and pieced block. So we will help you through the piecing, tracing and embroidery.

#### **Knit Pickers' Club** 2<sup>nd</sup> and 4<sup>th</sup> Wed of each month, 2-5 Carol Moler

We are changing up the Knit Pickers' Club. We're going to knit 2 days a month every second and fourth Wednesday, and we'll start earlier in the day at 2 and go to 5. The Club is open to all skill levels. We want to share what we've learned, find new patterns, and simply just sit and knit. We may work on some felting projects,

fingerless mittens, mittens, and socks.

Hand Sewing Club every Tuesday afternoon 2-4

This club is open to everyone. Bring your hand sewing (embroidery, binding, knitting, crochet, etc) and sit & stitch. During covid, we sit 6 feet apart and wear our masks, but at least we can share our projects, get a little stitching done and just enjoy the companionship.

\*\*\*\*\*

## CLUBS

### **HAND EMBROIDERY CLUB FREE!**

If you want to learn to hand embroider or just brush up your technique, join us on the second Saturday of the month from 10 to noon. You can work on your own projects or you can join the project we are doing.

\*\*\*\*\*

### **Hand Work Club FREE!**

Every Tuesday afternoon from 2-4, join us to just sit & hand stitch, crochet, bind, or knit group. Bring what you're working on, sit up at the table in front by the window and work on your projects for a while. You can get advice & suggestions from your fellow quilters and share your experiences about your projects.

\*\*\*\*\*

### **Knit Pickers' Club FREE!**

This is another get-together class to sit & knit, work on our projects, share information and get some help. We will share techniques, suggest patterns, but mainly we'll sit & knit (or pick). We are discussing trying to do a group project meaning everyone does the same pattern. Each month we will learn a different pattern, make it into a square and eventually put all the squares into one project Baghan, scarf, bag, etc.

\*\*\*\*\*

### **Block of the Month Club FREE!**

First Saturday of the Month, 10:30-11:15. Join at any time. You get a free fat quarter if you come to class with the previous month's completed block.

\*\*\*\*\*

### **Toad Toters Club**

On full moon days (as noted in the calendar) you will get 20% off all purchases (not otherwise discounted) that you can fit in your bag. You must bring your bag to participate.

Full Moon Days: June 24, July 23, August 27

Discount Policy

We will honor only one discount -- whichever is largest. You can't combine a 10% with

a 25% discount to get a 35% discount. On this we can't be bribed.

### **Color of the Month**

June, blue; July Christmas; August blacks

### **Color of the Month**

January purple; February red; March green; April yellow; May whites.

## **Nolting Quilting Machines**



## **Nolting Longarm Machines**

Nolting has 5 main machines, each with different reaches: from 17" to 30" depending on the machine. They are sold with or without a frame, but after I saw & helped set up one of the steel frames this week, I recommend buying the frame. All machines, except for the Standard--the most economical machine-- have a stitch regulator. I recommend a stitch regulator. All machines can be equipped with a computer and there are a couple of different ones to choose from. In addition, you can get an extended table base so that you can use rulers, you can get larger bobbins on some of the models and on the frames you can get hydraulic lifts to raise and lower the tables. In the coming weeks, I will print out more information on each model.

The best entry level machine is the Fun Quilter. It comes in 17", 20" & 23" reach. It comes with the Intellistitch Equalizer stitch regulator, standard speed control, needle up/down, and fixed handles in the front & rear. This machine can also be equipped with a computer.



The Pro Machine has the Intellistitch Turbo stitch regulator, single stitch option, standard speed control, needle up/down and customizable handles in the front & rear. The Pro Machine comes in 20", 24" and 30" reach with 10-12" of inside height. There are easy dials on the front to set stitch length and other options. This machine can also be equipped with a computer.

The NV Machine is the newest in the fleet of Nolting machines. This machine has a touch screen with programmable stitch regulation. You can stitch in 4 different stitch modes plus single stitch and needle up/down. It also has an adjustable brightness LED work light. This machine can also be equipped with a computer.

Nolting also has a commercial machine with the Intellistitch Equalizer stitch regulator, standard speed control, needle up/down, and fixed handles in the front & rear. This machine can also be equipped with a computer.

---

**Normal Shop Hours:  
Monday-Saturday 10-6  
Sunday 1-5**

**Closed first Sunday of month (and some holidays)  
New Hours for Standard Time (starting Nov 7-March 13)**

**Monday-Saturday 10-5, closed Sundays unless a class is scheduled. Then we're open 1-5.  
Check the schedule.**

Join the fun and come feel the difference of quality fabrics.

Happy quilting!

Sincerely, Barbara Boyer  
Around the Block  
307-433-9555

**[www.aroundtheblockquilts.com](http://www.aroundtheblockquilts.com)**

