

## Black Friday and Shop Small Business Saturday Sale!

Because we have a lot and because we know you don't have any (just kidding), all Christmas fabric is 25% off on Friday and Saturday after Thanksgiving. Christmas fabric around here rarely goes on sale, and when it does, it's in July. So this sale is special. Even if you have all your gifts finished for this year (you can stop laughing any time) there is no reason not to stock up for next. Get a jump on 2022.

Also, all tone on tone, including batiks are on sale for 20% off. Tone on tone means green on green, blue on blue, etc. Only one color, not multiple colors. I'll admit this is an odd sale but.....the reason for this sale is we are starting a MYSTERY!

The Mystery Quilt will start up in December and run into the next year (hint: lots of pieces, but easy peasy piecing). You need 25 fat quarters of tone on tone colors--every color in the rainbow: reds, oranges, yellows, greens, blues, indigos and violets, in medium and dark tones (stay away from pale colors).

And you need 25 fat quarters of background (think tone on tone whites, creams, etc). For the colors, I recommend 25 different fabrics. For the backgrounds, you can double up on the fats (2 or 3 of the same fabric) or buy yardage (you need a total of 5-6 yards of background).

You also need an extra 2 1/2 yards of a background. Hint: it's a big quilt, and you will have some leftovers. But this is a great sale and because I know what the quilt will look like (so does Jean) we can help you buy the right colors for this marvelous quilt!



**November 19, 2021**

## Finish Your Quilt Sale is Back!

**First Saturday of the Month Backing, Binding and Batting is on sale at 20%.** The catch? You have to have a finished quilt top **AND** you have to bring that top in for show & tell. It must be completely ready for the next step: Quilting!

We have wool batting, 80/20 from Winline and Quilter's Dream, 100% cotton white from Quilter's Dream batting in the select flavor, Dream Orient (silk, bamboo & cotton) and 100% cotton natural from Quilter's Dream in the request flavor. So lots to

choose from.

Last Tuesday was Friday. Does that ever happen to you? Do you wake up in the morning and have to remind yourself what day it is and you occasionally struggle to figure it out? I hate days like that. Because on the next day, Wednesday, the week feels like it is going so slowly, because the previous day was Friday, and Wednesday is 5 days from then. And then when Friday does happen, it doesn't feel like Friday. It's lost its specialness.



But regardless of which day it is, we're running out of time to get Christmas done. I always think there is plenty of time, until there isn't. So in case you need any suggestions of what to get, I'm here to help.

This headline caught my eye: "Now You Can Get 'Star Wars' Holiday Pajamas to Match Your Dog on Amazon." I guess my first thought was, Becca doesn't look like Star Wars. I know that doesn't make sense, but neither does the headline. My second thought was, there must be missing words in this headline because Becca doesn't wear pajamas. Becca, if you don't know, is my precocious mini Australian Shepherd. Somehow she managed to get a credit card, and while she may have bought a pair of snowshoes (one pair, not two – I never said she was smart) I've never seen her lounging around the house in pjs. But that's exactly what that headline meant: You can get matching Star Wars pjs for every member of the family, including the dog.

You can also buy costumes for other pets, like your bearded dragon. Pet Smart has Elf and Santa costumes for your very special reptile (see pic above). You can also get a sexy elf costume for that special pet guy in your life and while I won't copy the pic of this particular elf, I will tell you while he is carrying a Christmas package in his hands, that's not the only package he's carting around, if you get my drift. The lengths I go for you to research all this stuff. You can thank me later.

Or if you're into waffles and legos, and who isn't, you can get a waffle maker that creates "lego" bricks of various sizes so you can build your own Star Wars battle cruiser and then eat it when you're done. And don't send letters. I know the correct term is Lego. Legos don't exist.

There are also lightbulbs that double as flashlights. The bulb can stay lit on its own for up to five hours, so if the power goes out, just unscrew the bulb if you need to walk around the house. I suppose there are other things that stay lit for up to five hours, but just like the elf, I don't think it's wise to show pictures. The 5-hour flashlightbulb is handy, I guess. I'm always light bulb challenged. I tend to buy lightbulbs for my house when I am down to one working bulb. I'm serious. I will raid the bulbs out of light fixtures first, because you don't need to turn on the overhead lights to walk down the hall. Just keep your hand on the wall and you'll eventually find the bedroom door.

Lightbulbs in lamps are raided next. When the light in the lamp by the couch goes out, I'm in trouble, because all of the other lamps have already been raided and either there are no bulbs in the lamps or the sockets are empty. I usually put the burned out bulbs into lamps to keep the electricity from leaking out. Just kidding. It's kinda like putting the empty milk carton back in the fridge; there's no reason for it but it is a safe spot to store bulbs. In the lamps, not the fridge. Geez. Kepp up. It's Friday. One Christmas my friends ganged up and I got lightbulbs for gifts. Better than socks. Almost.

You can also buy an inflatable a Hidden Valley Ranch Bottle to decorate your lawn, along with other seasonal inflatable decorations, like Santa, Rudolph and Frosty. Just so you know, there is also a big inflatable Cup of Noodles decoration that you could put next to the bottle of dressing. Don't ask. Just don't ask. It's better that way.

If you like wine and cats, and who doesn't, you can get a wine bottle stopper that looks like a mouse going head first into the wine bottle. Of course the bottle may not last long, if the cat has anything to do with it.

And who couldn't use a spider nose warmer. Not a mask, but a crocheted spider whose legs wrap around your head securing it to your face. For other headwear, you could get a baseball cap with a chalkboard attached to the front, so you can write special messages to people. Chalk, like batteries, are extra. These might be the perfect gifts for the person who has everything, because I bet they don't have those.

Now here's a gift I wouldn't mind having: Barbie & Ken dolls made up as Scully & Mulder from the X-Files. I will admit that I have a set of 3 Barbie/Ken dolls from White Christmas: Rosemary Clooney, Bing Crosby and Danny Kaye, dressed up in the red outfits they wear at the end of the show. When I decorate for Christmas, they are always out. And I don't see anything wrong with that.

Becca wants one of the stuffed cuddly toys, like an angry octopus; and there's tons of "pooping" presents, from books on the subject to games to shirts to flamingos; and you can even get mini Christmas bulb ornaments to decorate your beard.

But don't wait too long. Next Friday is coming up this Tuesday and Thanksgiving follows two days later and then Christmas is here. And if you factor in how long it will take to mail stuff, Wednesday doesn't come around soon enough.

---

## Sew Steady Products

I am a dealer in the Sew Steady Products. The Sew Steady tables offer an expanded work area around your machine, flush to the machine arm. Advantages of this table include a large surface that is flush to your machine, giving you plenty of space to lay your blocks flat before stitching.

If your only "prep" surface is the tiny arm that only gives you about 1-2 inches before your fabric hits the needle, the Sew Steady Table is for you! Do I sound like an advertisement? What I can tell you is that when I teach classes and students are sewing long strips together, it is often hard for them to manage those strips when the only flat surface is the 1-2" surface right in front of the needle. The Sew Steady table (and it's portable!) offers up to 8 inches of a flat surface.


Also, the Sew Steady products can include a "grid glider" which is a slick (it's both slick and slick, if you get my meaning) surface that you adhere to the table and it helps your fabrics glide smoothly toward the needle. It also provides a "grid" with 1/4" lines and a center line (for flying geese constructions) and other measuring lines. So helpful.

In addition, the Sew Steady Products include quilting rulers that can be used for machine quilting. With the large flat table, ruler use becomes easy (with a little practice).

I will eventually put some pictures of the products in the newsletter, but for now take a look at the [sewsteady.com](http://sewsteady.com) for the wide variety of products. And the pics below.

Each table is built according to the specs of your machine, which means the tables are custom ordered. You decide which table (size, extras) you want, you let me know your specs (I will work with you to get the right measurements), I'll place your order and in app. 3 weeks (it's custom made remember) you will have your table!

If you've never seen a Sew Steady table, come to the shop and see the table I have attached to my Bernina. It's wonderful!



---

**New Hours for winter. During Standard Time (Nov. 7 thru March 13), I will have new closing hours. M-S 10-5. Sundays will be closed unless I have a class scheduled. Hours for those Sundays are 1-5. Check the schedule to see if a class is being held.**

**Also I have added Machine Quilting on your domestic machine on Thursday Nov 18 from 1-4, and Machine Applied Binding on Saturday Dec. 18, 1-4.**

**What's New**





There is more Hoffman fabrics,  
but the website wouldn't let me  
download the images for some  
reason. The fabrics are used in  
this quilt, and we have kits!


## *Light as a Feather Quilt Kit*



From Hoffman




In the Beginning









From Cotton+Steele




From Clothworks



From Banyon Batiks






From Dashwood







From Alexander Henry

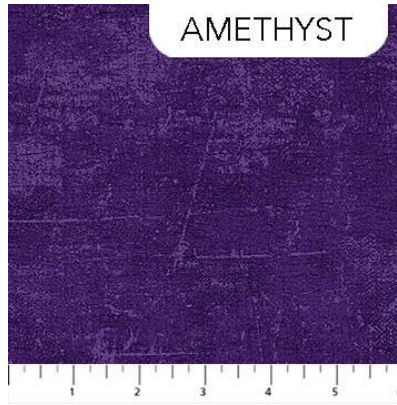


From Northcott






PINE NEEDLE




AMETHYST




PEACOCK




BLUE JEANS




NAVY




OCEAN BREEZE




CABERNET




CURRY



MERLOT




RJR







Art Gallery







From Riley Blake:



Note: I have added Machine Quilting on your domestic machine on Thursday Nov 18 from 1-4, and Machine Applied Binding on Saturday Dec. 18, 1-4.

---

## **Continued Store Policies**

**Masks will be required for entering and shopping in the store, even if you are vaccinated. This policy is subject to change, depending on whether the pandemic gets under control. We have been allowing vaccinated persons to come into the store without masks this summer, but because of break through covid cases, it is becoming clear that the recent variants are getting stronger than our vaccines. If you do not have a mask with you, and wish to shop I will sell you a mask that you can then just keep in the car. Or if you know what you want you can tell/call me and we can do a “curbside” business like we did last year.**

### **Class policies for the Fall Semester**

**I welcome anyone who has been vaccinated to attend classes. If you have not been fully vaccinated, for any reason, I ask that you choose not to attend classes this fall. Perhaps by spring, if the pandemic comes under control, I will change this policy. Classes that are small in number, you will be able to choose whether you wear a mask or not. Larger classes, like block of the month, masks will be required. I will be masked regardless of class size.**

## November 2021

Sunday	Monday	Tuesday	Wed	Thur	Fri	Saturday
	1	2	3	4	5	6 BOM 10:30 Pumpkin Wall Hanging by One <a href="#">Sister</a> <a href="#">1-4</a> Wool Club 4:30-6
7 CLOSED	8	9 Hand work Club 2-4	10 Knit Pickers' Club 2-4	11 Trip Around the World 10:30-6	12	13 Embroidery Club 10- noon Pumpkin Wall Hanging 1-5
14 Beginning Quilting 1- 4	15	16 Hand work Club 2-4	17	18 Machine Quilting on Domestic Machine 1-4	19 Full moon	20 Krista Moser's Bespoke Stars 10:30-4
21 <a href="#">Pillow case</a> party 1-4	22	23 Hand work Club 2-4	24 Knit Pickers' Club 2-4	25 Thanksgiving CLOSED	26 Black Friday Sale	27 Shop Small Business Sale
28 CLOSED	29	30 Hand work Club 2-4	Color of the month: flannels			



## December 2021

Sunday	Monday	Tuesday	Wed	Thur	Fri	Saturday
			1	2	3	4 BOM 10:30 Embroidered Treasures/English paper piecing 2-4 Wool Club 4:30-6
5	6	7	8	9	10	11
CLOSED		Hand work Club 2-4	Knit Pickers' Club 2-4	Technique class: Squaring Up: Triangles, flying geese, blocks 2-3		Embroidery Club 10-noon  Paper Pieced Penguin gift bag 1-5
12 Closed	13	14 Hand work Club 2-4	15	16	17	18 Full moon Machine Applied Binding 1-4
19	20	21	22	23	24	25
Closed		Hand work Club 2-4	Knit Pickers' Club 2-		CLOSED	Christmas CLOSED
26 CLOSED	27	28 Hand work Club 2-4	29	30 Toad Toter Sale	31 SALE	CLOSED Color of the month: red

### Ongoing Clubs

**Block of the Month** First Sat of month 10:30-11:15 FREE Barb Boyer

Join at any time. You get a free fat quarter if you come to class with the previous month's completed block. This year the challenge will be houses and seasons. Each row will have houses, trees and other "neighborhood" objects. Each house will have a place for a pieced block. Each "row" will be a season: Spring, Summer, Fall and Winter. We'll also have a quilt store, school, "village" shops, church, outhouse, dog house, barn – as many as I can squeeze in!

**Hand Embroidery Club** 2<sup>nd</sup> Sat. of the month, 10-noon FREE Kathy Sconce

If you want to learn to hand embroider or just brush up your technique, join us on the second Saturday of the month from 10 to noon. You can work on your own projects or you can join the project we are doing. We are doing Crabapple Hill's Snow Days. This is an embroidered and pieced block. So we will help you through the piecing, tracing and embroidery.

**Knit Pickers' Club** 2<sup>nd</sup> and 4<sup>th</sup> Wed of each month, 2-5 Carol Moler (**NOTE: time is 2-5, not 4 as calendar shows**)

We are changing up the Knit Pickers Club. We're going to knit 2 days a month every second and fourth Wednesday, and we'll start earlier in the day at 2 and go to 5. The Club is open to all skill levels. We want to share what we've learned, find new patterns, and simply just sit and knit. We may work on some felting projects, fingerless mittens, mittens, and socks.

**Hand Sewing Club** every Tuesday afternoon 2-4

This club is open to everyone. Bring your hand sewing (embroidery, binding, knitting, crochet, etc) and sit & stitch. During covid, we sit 6 feet apart and wear our masks, but at least we can share our projects, get a little stitching done and just enjoy the companionship.

## ONGOING CLASSES

**Techniques Thursdays Sept 9, Oct 14, Dec 9, 2-3 \$10 Barb Boyer**

Dec 9: Tips on how to square up any block, including flying geese, by just using basic Creative Grid Rulers. You don't need specialty rulers to square up your blocks! Learn to use what you already own.

**Wool Club Sat Oct 2 4:30-6 \$35 Barb Boyer Ongoing, each 1<sup>st</sup> Sat of the month**

Each month we will do a small seasonal, associated to the month, mini wool hanging. We have a collection of 12 different patterns, and if you buy the entire collection you will get a wooden plaque for displaying each mini every month. We will start on November's mini to make sure you get it done before November gets here. So we will stay only one month ahead, giving you incentive to get each mini done. The patterns are not kitted, but we have plenty of wool for sale and we also have some extra bits & pieces for some of the small parts that the shop will contribute to the cause.

NOTE: Pictures of the quilts are in the Fall Newsletter Class description newsletter. I will begin to incorporate them into this newsletter, but I will wait until next week.

## November Classes

**Pumpkin Patch wall hanging/throw Sat Nov 6 (1-4) & 13 (1-5) \$35 Barb Boyer**

This cute quilt is made using the "Buggy Barn" technique, now called the One Sister technique. Fabrics are stacked, slashed, & resewn, mixing the fabric so that each block uses the same fabric but in different positions: Pumpkin, star, background, stem. The challenge in this particular quilt is to group your colors into big and little pumpkins. Which is why we are allowing two sessions for this quilt, just in case.

#### **Trip Around the World Thursday (Veterans' Day) Nov 11 10:30-6 \$35 Barb Boyer**

This stripped quilt is made with In The Beginning precut strips. We have 4 kits only. But .... You can make this quilt with your own fabrics, cut into 2 ½" strips. The class is one day only, but that's all you'll need to understand how to sew the panels and put the quilt together. Finish it up quickly and you'll have a beautiful quilt for a Christmas gift.

#### **Krista Moser's Bespoke Stars Sat Nov 20 \$35 Jean Korber**

Krista has done it again, designing a compelling new quilt using the Creative Grids 60 degree triangle ruler. If you have not done one of her quilts, sign up early, because she has quite a following who love the quilts and love the class. This quilt is colorful, with white stars centered in the middle of colorful spokes. It's a wonderful first quilt if you have never used the 60 degree triangle ruler.

#### **Pillow Case Party Sun Nov 21 1-4 FREE**

Learn a special way to make a "hot dog" or "burrito" pillowcase. I have some quick cutting techniques that will make the pillowcase easy to stitch. All you need for class is fabric for your pillowcase and your machine.

## **December Classes**

#### **Paper Pieced Penguin gift bag Sat Dec 11 1-5 \$35 Barb Boyer**

This is a basic paper pieced penguin that goes on the front of a basic bag pattern. But if you've never done paper piecing this is a perfect way to get started. The book has other patterns that you can choose, so if you don't like penguins, you could substitute Santa. This is the cutest gift bag for the holidays and the greatest part! It's reusable!

## **Ongoing Classes & Clubs**

#### **Block of the Month** First Sat of month 10:30-11:15 FREE Barb Boyer

Join at any time. You get a free fat quarter if you come to class with the previous month's completed block. This year the challenge will be house s and seasons. Each row will have houses, trees and other "neighborhood" objects. Each house will have a place for a pieced block. Each "row" will be a season: Spring, Summer, Fall and Winter. We'll also have a quilt store, school, "village" shops, church, outhouse, dog house, barn - as many as I can squeeze in!

#### **Hand Embroidery Club** 2<sup>nd</sup> Sat. of the month, 10-noon FREE Kathy Sconce

##### **Note: January class will be held on the third Saturday**

If you want to learn to hand embroider or just brush up your technique, join us on the second Saturday of the month from 10 to noon. You can work on your own projects or you can join the project we are doing. We will be starting Crabapple Hill's Snow Days. This is an embroidered and pieced block. So we will help you through the piecing, tracing and embroidery.



**Knit Pickers' Club** 2<sup>nd</sup> and 4<sup>th</sup> Wed of each month, 2-5 Carol Moler  
We are changing up the Knit Pickers= Club. We=re going to knit 2 days a month every second and fourth Wednesday, and we=ll start earlier in the day at 2 and go to 5. The Club is open to all skill levels. We want to share what we've learned, find new patterns, and simply just sit and knit. We may work on some felting projects, fingerless mittens, mittens, and socks.

**Hand Sewing Club** every Tuesday afternoon 2-4  
This club is open to everyone. Bring your hand sewing (embroidery, binding, knitting, crochet, etc) and sit & stitch. During covid, we sit 6 feet apart and wear our masks, but at least we can share our projects, get a little stitching done and just enjoy the companionship.

\*\*\*\*\*

## **CLUBS**

### **HAND EMBROIDERY CLUB FREE!**

If you want to learn to hand embroider or just brush up your technique, join us on the second Saturday of the month from 10 to noon. You can work on your own projects or you can join the project we are doing.

\*\*\*\*\*

### **Hand Work Club FREE!**

Every Tuesday afternoon from 2-4, join us to just sit & hand stitch, crochet, bind, or knit group. Bring what you're working on, sit up at the table in front by the window and work on your projects for a while. You can get advice & suggestions from your fellow quilters and share your experiences about your projects.

\*\*\*\*\*

### **Knit Pickers' Club FREE!**

This is another get-together class to sit & knit, work on our projects, share information and get some help. We will share techniques, suggest patterns, but mainly we'll sit & knit (or pick). We are discussing trying to do a group projectBmeaning everyone does the same pattern. Each month we will learn a different pattern, make it into a square and eventually put all the squares into one projectBafghan, scarf, bag, etc.

\*\*\*\*\*

### **Block of the Month Club FREE!**

First Saturday of the Month, 10:30-11:15. Join at any time. You get a free fat quarter if you come to class with the previous month's completed block.

\*\*\*\*\*

### **Toad Toters Club**

OOon full moon days (as noted in the calendar) you will get 20% off all purchases (not otherwise discounted) that you can fit in your bag. You must bring your bag to

participate.

Full Moon Days: June 24, July 23, August 27

Discount Policy

We will honor only one discount -- whichever is largest. You can't combine a 10% with a 25% discount to get a 35% discount. On this we can't be bribed.

**Color of the Month:**

**November -- flannels; December -- red**

## Nolting Quilting Machines



## Nolting Longarm Machines

Nolting has 5 main machines, each with different reaches: from 17" to 30" depending on the machine. They are sold with or without a frame, but after I saw & helped set up one of the steel frames this week, I recommend buying the frame. All machines, except for the Standard--the most economical machine-- have a stitch regulator. I recommend a stitch regulator. All machines can be equipped with a computer and there are a couple of different ones to choose from. In addition, you can get an extended table base so that you can use rulers, you can get larger bobbins on some of the models and on the frames you can get hydraulic lifts to raise and lower the tables. In the coming weeks, I will print out more information on each model.

The best entry level machine is the Fun Quilter. It comes in 17", 20" & 23" reach. It comes with the Intellistitch Equalizer stitch regulator, standard speed control, needle up/down, and fixed handles in the front & rear. This machine can also be equipped with a computer.

The Pro Machine has the Intellistitch Turbo stitch regulator, single stitch option, standard speed control, needle up/down and customizable handles in the front & rear. The Pro Machine comes in

20", 24" and 30" reach with 10-12" of inside height. There are easy dials on the front to set stitch length and other options. This machine can also be equipped with a computer.

The NV Machine is the newest in the fleet of Nolting machines. This machine has a touch screen with programmable stitch regulation. You can stitch in 4 different stitch modes plus single stitch and needle up/down. It also has an adjustable brightness LED work light. This machine can also be equipped with a computer.

Nolting also has a commercial machine with the Intellistitch Equalizer stitch regulator, standard speed control, needle up/down, and fixed handles in the front & rear. This machine can also be equipped with a computer.

---

**Normal Shop Hours:**  
**Monday-Saturday 10-6**  
**Sunday 1-5**  
**Closed first Sunday of month (and some holidays)**  
**New Hours for Standard Time (starting Nov 7-March 13)**  
**Monday-Saturday 10-5, closed Sundays unless a class is scheduled. Then we're open 1-5.**  
**Check the schedule.**

Join the fun and come feel the difference of quality fabrics.

Happy quilting!

Sincerely, Barbara Boyer  
Around the Block  
307-433-9555  
[www.aroundtheblockquilts.com](http://www.aroundtheblockquilts.com)

