



May 28, 2021

I planted more grass seed this week, just so you know. I think I do have some new grass coming up, but I still don't have grass where there isn't any grass. And I'm still throwing things at the rabbits. Don't tell the neighbors.

And on a side note: It's important to understand the gas gauge in a rental car. I figured that the little symbol of a gas pump with an arrow pointing to the gauge was all I had to watch. The fact that it never moved didn't register with me. I just assumed I was getting good mileage. Okay, stop laughing.

Then the red light went on. And I just thought it was more like a warning, not a WARNING. Then the yellow symbol of a gas pump came on and I realized that what I had been looking at was just a fixed symbol pointing to the gas gauge. Mitsubishi missed a trick there. They should have made the little pump symbol travel up & down along the gauge. And to be honest, I don't know what symbol is used to show you where in the tank you are. I just know that when the red light comes on, it's time to pay attention. And if you're traveling distances in Wyoming, that's not enough warning.

And speaking of traveling....

It's now tourist season and it's fun talking to customers who are traveling in Wyoming for the first time. Like today, a woman told me they were planning on going to Jackson today. I suggested she might want to get on the road soon and she said her husband said it was just a 5 ½ hour drive and I started laughing. Then, come to find out, they are headed off to Lingle (between Torrington and the interstate) first. And then probably to Cody, Yellowstone and Jackson. I never got a real feel for which direction they thought they would take, but if they were going to Jackson by way of Cody, I suggested they may want to plan on multiple nights' stay in various locations. And if they were planning on Cody-Jackson in one day, they should get up really early and hope the

bison herd wasn't blocking traffic on the road. But the great thing about this couple is that they really didn't care how long the trip took. They were here to have fun. And they will find out just how big this state is.

I just got back from my first road trip since before covid started. It was good to get out. Three of us went to Mitchell, NE (by Scottsbluff, which, by the way, is by Lingle, kind of) to visit Brown Sheep Company-they sell yarn. They sell it by the pound. I'll repeat that: They sell it by the pound--\$15 a pound for nonhandpainted yarn (solid color, essentially). The by the pound yarns are their seconds-the yarns that may have a bit of a dying problem, or non uniform thickness, or other things that pushes the yarn into the non first rate quality. But, frankly, you'd never know, the yarn is still that good.

So I'm going to make this shawl that requires 5 different yarns. One background, and then a light & dark in two different colors that contrast with each other. So...I started picking colors and soon had about 25 all lined up in front of me. And I was trying to figure out which 5 would be the best. Then the epiphany hits: by the pound. Each ball of yarn I was looking at was about 1.75 ounces. That's about 9 balls for \$15. I won't tell you how many balls of yarn I walked out with, but I can make several shawls in several colors plus a few hats.

From Mitchell, we traveled to Torrington for lunch and then to Wheatland for antique shopping before heading home. It was marvelous. And if you're wondering, we didn't take the little black car.

"Wait a minute," Becca panted, running into the room. Becca, for those of you who have forgotten, is my precocious miniature Australian Shepherd. And come to think of it, I haven't seen her recently.

"You went on a trip and didn't take me?" Becca asked.

"Becca, where have you been? You take off and not even leave a note?"

"Well, the CDC, Dr. Fauci, John Hopkins, you name it, all the leading scientific experts said it was okay for vaccinated people to go back to normal activities, with very little need to wear a mask unless you're indoors with a bunch of people. Especially non vaccinated people. So since I've been cooped up for so long, I decided I needed to go somewhere, anywhere. I stayed safe. I took my mask with me."

"Becca, you're a dog. You don't get covid."

"Yes I can."

"No you can't....wait a minute, maybe you can, but there aren't shots for you. And besides, you stay 15 feet away from people all the time. That's

called covid proof for dogs. But that's beside the point....where did you go?"

"You know that dog hotel you wrote about a while back, I thought it might be interesting to check it out."

"You went to the Dog Park Inn in Idaho? How did you get...Nope. I don't want to know. And what do you mean you've been cooped up for so long. You're always cooped up in the front yard. Even when you escape, you don't go anywhere. You're always within a few feet of that fence."

"Well, you never take me anywhere." She began to pout.


"Don't start. We've been through this before. You hate riding in the car...." Becca's little mouth started to quiver. I wasn't sure if she was about to start grinning or crying.

"Outside. Now."

Becca grinned .... it was a grin after all ... and scooted back out the door.

## Quilt Challenge! There's still time!

We're doing another quilt challenge, this one is called May Day! You will have to buy a panel of tulips (we have it in the store), then create a quilt (minimum size 40" X 60") incorporating, in any way you like, certain themes: 1) Put a bird in your quilt; 2) incorporate a gardening theme in some way; 3) add some new born animals (and remember, we're animals, too); 4) add a little sunshine; and 5) make sure you put in your favorite color.



Now all of these elements, plus the tulip panel, need to be recognizable in your quilt. You can interpret the themes anyway you like: sunshine can simply be yellow fabric, or it can be a pieced sun, or a yellow circle, or a sun button - yes embellishments are acceptable, so is embroidery, yo yos, rick rack, etc.

The challenge officially starts May 1 (but you can get started any time you want) and it will end on June 21 (first day of summer is June 20 at

9:32 p.m. MST). You must have your quilt top (does not need to be quilted) turned in by June 21, closing time at the store. Winners will receive prizes. We may have more than one winner, who knows? Staff will pick the winners and the quilts will hang around the store for display.

So put your thinking caps on, come get your tulip fabric, and get in the spirit of spring even if it looks like winter outside!



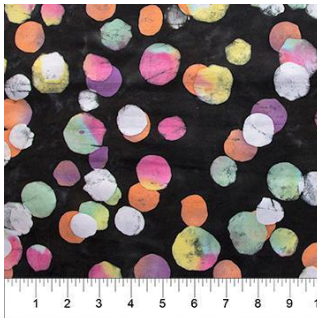

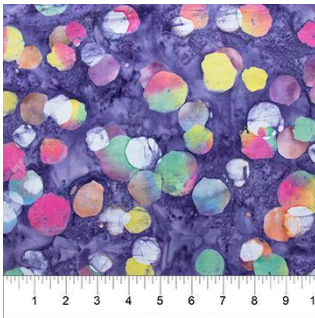

---

## WHAT'S NEW!!

Bucking Horse and Rider is in and is selling quickly. Don't wait too long for your favorites -- like the charcoal grey/pink.

We also got 10-12 bolts of lights (whites, creams) from Wilmington.

From Northcott:



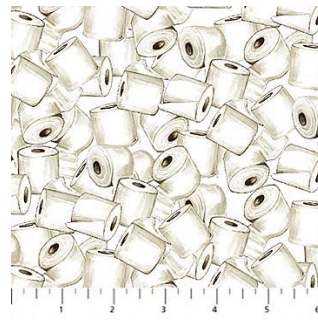
From Alexander Henry:



flannel

From Northcott:

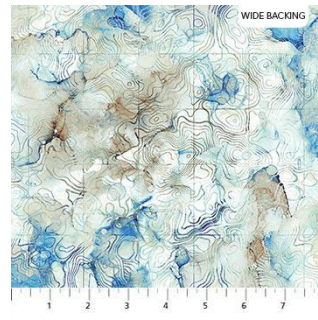





Do you see a theme here?




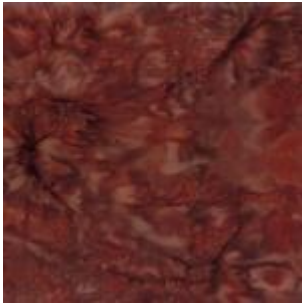

other reading material



overwide

From Hoffman:





From Robert Kaufman:




From Hoffman:



We got another bolt of the animals, but the trees are gone for now.

From Henry Glass:







From Windham

from Hoffman:




From Northcott:









From Northcott:



This line is selling out.  
Come see the elephant  
quilt we just got done.







From 3 Wishes:







We've done a cute BQ quilt with this fabric. We have not kitted it yet.



We've done a cut Take 5 with this fabric. Kits are coming. At least one.




Clothworks:



Snarky Cats



Quilted fabric with a repeating pattern of small, stylized flowers or stars in a light color against a dark background. The pattern is dense and covers the entire surface of the fabric.



Come see our quilt in progress!



May 2021

Sunday	Monday	Tuesday	Wednesday	Thursday	Friday	Saturday
Color of the month: whites						1 BOM 10:30 Lone Star 1-4
2 CLOSED	3	4 Hand work Club 2-4	5	6 Long Arm Rental Day	7	8 Embroidery Club 10-noon Lone Star 1-4
9 Moms' Day Closed	10	11 Hand work Club 2-4	12 Knit Pickers' Club 2-4	13 Long Arm Rental	14	15 Lone Star 1-4
16	17	18 Hand work Club 2-4	19	20 Long Arm Rental Day	21	22 Machine applied Binding 1-4
23	24	25 Hand work Club 2-4	26 Knit Pickers' Club 2-4 Full moon	27 Long Arm Rental Day	28	29 Charm meeting 10:30- 11:30
30	31					

# June 2021

Sunday	Monday	Tuesday	Wednesday	Thursday	Friday	Saturday
		1	2	3	4	5 BOM 10:30 Jelly Roll Race 1-5
6 CLOSED	7	8 Hand work Club 2-4	9 Knit Pickers' Club 2-4	10	11	12 Embroidery Club 10- noon One Block Wonder 1- 5
13 Beginning Quilting	14	15 Hand work Club 2-4	16	17	18	19 One Block Wonder 11-5
20 Dads' Day Beginning Quilting	21	22 Hand work Club 2-4	23 Knit Pickers' Club 2-4	24 Full moon	25	26 One Block Wonder 11-5
27 Beginning Quilting	28	29 Hand work Club 2-4	30	Color of the month: blue		



# July 2021

Sunday	Monday	Tuesday	Wednesday	Thursday	Friday	Saturday
Color of the Month: Christmas				1	2	3 <b>BOM 10:30 CLOSE AT 3</b>
4 CLOSED Independence Day	5	6 <b>Hand work Club 2-4</b>	7 <b>Knit Pickers' Club 2-4</b>	8	9	10 <b>Embroidery Club 10-noon Take 5 1-5</b>
11 <b>Beginning Quilting</b>	12	13 <b>Hand work Club 2-4</b>	14	15	16	17 Disappearing Triangles 11-5
18 <b>Beginning Quilting</b>	19	20 <b>Hand work Club 2-4</b>	21 <b>Knit Pickers' Club 2-4</b>	22	23 <b>Full moon</b>	24 Disappearing 9-patch, <u><a href="#">varieties 11-5</a></u>
25 <b>Beginning Quilting</b>	26	27 <b>Hand work Club 2-4</b>	28	29	30	31

# August 2021

Sunday	Monday	Tuesday	Wednesday	Thursday	Friday	Saturday
1 Beginning Quilting	2	3	4	5	6	7 BOM <u>10:30</u> <u>Hunters</u> Star 1-5
8 Beginning Quilting	9	10 Hand work Club 2-4	11 Knit Pickers' Club 2-4	12	13	14 Embroidery Club 10- noon
15 Machine Applied Binding 1-4	16	17 Hand work Club 2-4	18	19	20	21 Hunters Star 11-5
22 Full moon	23	24 Hand work Club 2-4	25 Knit Pickers' Club 2-4	26	27	28 BQ Quilt 11-5
29	30	31 Hand work Club 2-4	Color of the month: blacks			

Please look on the calendars above for times and dates. Explanations of classes will be out soon--most are self explanatory. NOTE: One Block Wonder Panel class only has 2 more openings.

## Ongoing Classes & Clubs

**Block of the Month** First Sat of month 10:30-11:15 FREE Barb Boyer

**Note: January class will be held on the second Saturday**

Join at any time. You get a free fat quarter if you come to class with the previous month's completed block. This year the challenge will be houses and seasons. Each row will have houses, trees and other "neighborhood" objects. Each house will have a place for a pieced block. Each "row" will be a season: Spring, Summer, Fall and Winter. We'll also have a quilt store, school, "village" shops, church, outhouse, dog house, barn - as many as I can squeeze in!

**Hand Embroidery Club** 2<sup>nd</sup> Sat. of the month, 10-noon FREE Kathy Sconce

**Note: January class will be held on the third Saturday**

If you want to learn to hand embroider or just brush up your technique, join us on the second Saturday of the month from 10 to noon. You can work on your own projects or you can join the project we are doing. We will be starting Crabapple Hill's Snow Days. This is an embroidered and pieced block. So we will help you through the piecing, tracing and embroidery.

**Knit Pickers' Club** 2<sup>nd</sup> and 4<sup>th</sup> Wed of each month, 2-5 Carol Moler

We are changing up the Knit Pickers' Club. We're going to knit 2 days a month every second and fourth Wednesday, and we'll start earlier in the day at 2 and go to 5. The Club is open to all skill levels. We want to share what we've learned, find new patterns, and simply just sit and knit. We may work on some felting projects, fingerless mittens, mittens, and socks. By summer, we may extend the knitting time into the evening.


**Hand Sewing Club** every Tuesday afternoon 2-4

This club is open to everyone. Bring your hand sewing (embroidery, binding, knitting, crochet, etc) and sit & stitch. During covid, we sit 6 feet apart and wear our masks, but at least we can share our projects, get a little stitching done and just enjoy the companionship.

**Charm Quilts, last Saturday of each month (discussion, no sewing) Jan 30 10-noon, then on the other class dates from 10:30-11:30 \$20 Barb Boyer**



Charm quilts date from the 1880s and 1890s. They tend to be one patch quilts (all squares or all triangles) and they use lots and lots of fabrics-999 to be exact. But the catch is, you can only use one fabric per each patch. We need lots of people to sign up for the class - but don't worry about covid. We will do this very carefully. In order to get to 999 different fabrics, we will be exchanging 5" squares of different fabrics, each month exchanging different colors. We won't exchange 999 different fabrics, but we may exchange up to 300-400!



Class one - discussion and set up. Depending on how many people sign up, we will organize into groups for exchanges. We will have 4 different meeting times: 10-10:30, 10:30-11, 11-11:30; 11:30-noon. I know, complicated. If I don't have that many people sign up, I will consolidate the class - remember, it's just a discussion class. I'll talk about charm quilts, explain the rules, and set up what we will be exchanging in the upcoming classes.

Class two - Exchange the first color ways. You will cut Xnumber of squares of the first colors for each person in your group: (example only) red, orange, yellow, blue. 10, 5" squares of each color per each class member. If you have 5 in your group, that's - 50 squares of red, 50 squares of blue, etc.

Now don't panic. I will adjust the number of squares to be exchanged based on how many people sign up. I don't expect you to buy all of the fabric: use your stash. AND the squares you exchange can be different for each person in your group, as long as each person gets 10 different reds, for example.

If you're interested, more info will be given in class, all questions answered, etc. The book we will use is called Charm Quilts by Beth Donaldson. Buy a used copy on Amazon.

\*\*\*\*\*

## CLUBS

### HAND EMBROIDERY CLUBFREE!

If you want to learn to hand embroider or just brush up your technique, join us on the second Saturday of the month from 10 to noon. You can work on your own projects or you can join the project we are doing.

\*\*\*\*\*

### Hand Work ClubFREE!

Every Tuesday afternoon from 2-4, join us to just sit & hand stitch, crochet, bind, or knit group. Bring what you're working on, sit up at the table in front by the window and work on your projects for a while. You can get advice & suggestions from your fellow quilters and share your experiences about your projects.

\*\*\*\*\*

### Knit Pickers' Club FREE!

This is another get-together class to sit & knit, work on our projects, share information and get some help. We will share techniques, suggest patterns, but mainly we'll sit & knit (or pick). We are discussing trying to do a group project meaning everyone does the same pattern. Each month we will learn a different pattern, make it into a square and eventually put all the squares into one project. Afghan, scarf, bag, etc.

\*\*\*\*\*

#### **Block of the Month Club FREE!**

First Saturday of the Month, 10:30-11:15. Join at any time. You get a free fat quarter if you come to class with the previous month's completed block.

\*\*\*\*\*

#### **Toad Toters Club**

On full moon days (as noted in the calendar) you will get 20% off all purchases (not otherwise discounted) that you can fit in your bag. You must bring your bag to participate.

Full Moon Days: January 28, February 27, March 28, April 26 and May 26.

Discount Policy

We will honor only one discount -- whichever is largest. You can't combine a 10% with a 25% discount to get a 35% discount. On this we can't be bribed.

#### **Color of the Month**

January purple; February red; March green; April yellow; May whites.

**Normal Shop Hours:**  
**Monday-Saturday 10-5**  
**Sunday 1-5**  
**Closed first Sunday of month (and some holidays)**

## **Nolting Longarm Machines**

Nolting has 5 main machines, each with different reaches: from 17" to 30" depending on the machine. They are sold with or without a frame, but after I saw & helped set up one of the steel frames this week, I recommend buying the frame. All machines, except for the Standard-- the most economical machine-- have a stitch regulator. I recommend a stitch regulator. All machines can be equipped with a computer and there are a couple of different ones to choose from. In addition, you can get an extended table base so that you can use rulers, you can get larger bobbins on some of the models and on the frames you can get hydraulic lifts to raise and lower the tables. In the coming weeks, I will

print out more information on each model.

The best entry level machine is the Fun Quilter. It comes in 17", 20" & 23" reach. It comes with the Intellistitch Equalizer stitch regulator, standard speed control, needle up/down, and fixed handles in the front & rear. This machine can also be equipped with a computer.



The Pro Machine has the Intellistitch Turbo stitch regulator, single stitch option, standard speed control, needle up/down and customizable handles in the front & rear. The Pro Machine comes in 20", 24" and 30" reach with 10-12" of inside height. There are easy dials on the front to set stitch length and other options. This machine can also be equipped with a computer.



The NV Machine is the newest in the fleet of Nolting machines. This machine has a touch screen with programmable stitch regulation. You can stitch in 4 different stitch modes plus single stitch and needle up/down. It also has an adjustable brightness LED work light. This machine can also be equipped with a computer.



Nolting also has a commercial machine with the Intellistitch Equalizer stitch regulator, standard speed control, needle up/down, and fixed handles in the front & rear. This machine can also be equipped with a computer.

Join the fun and come feel the difference of quality fabrics.

Happy quilting!

Sincerely, Barbara Boyer

Around the Block

307-433-9555

[www.aroundtheblockquilts.com](http://www.aroundtheblockquilts.com)