



March 5, 2021

"So, did I make the list?" asked Becca. Becca, for those of you new to this post, is my miniature Australian Shepherd. She's a bit obnoxious, even on her good days.

"No, you did not," I told her.

"What list is that?" Cassidy asked. Cassidy is my other Australian Shepherd, the normal sized one. She usually doesn't get involved in these conversations. I don't know why.

"It's the list of the 10 most peaceful, meaning quiet, dogs," I told her.

"Makes sense," said Cassidy, and she left to go back outside to bark at the joggers, birds, trees, grass, and anything that moves.

"Well, I don't believe that list," Becca said. "Who made the list?"

"The Scottish Deerhound..." "A beast you wouldn't want to encounter on a dark night in a graveyard," Becca said. "A Greyhound...." "Tell that to Richard," Becca grinned. "And he thinks I bark a lot." "You do," I told her.

"What else," she said. "Well, spaniels, St. Bernards, Goldens, Labs, Basset Hounds...." "They just howl," Becca said. "I think they call it baying," I told her. "Still lots of noise," she said. "I'm quieter than any of those dogs," she said. "Chihuahuas..." "I don't think so," Becca commented. "I think that list is rigged. I wanna talk about something else." Her attention span is rather short.

"Okay, what?"

"When are we going to the new space hotel? It's going to be built by 2027. Covid should be over by then. And I hear the restaurant has good atmosphere." Becca started to reverse sneeze, she was laughing so hard at her own joke. She's been watching the Colbert show. Neil deGrasse Tyson was on. That was his joke.

"Even if I started saving now, I'd never be able to afford to go, let alone take you," I told her.

"But they said it would only cost as much as going on a cruise," Becca protested. "You've been on cruises. I wanna go," she started whining. "You never take me anywhere. You won't do anything I want to do." She started to howl.

"Becca, you sound like a Basset Hound right now. And you've been watching the movie The Santa Claus again. Those are the same excuses Scott's (Santa) kid gave him when he didn't want to put on the suit and get into the sleigh. You don't even like traveling in the car, what makes you think you want to strap a huge-a.." "Watch your language," she said, "on your a..." "Careful..." "anterior regions?"

"Well," she said, "you want to go, don't you?"

She's right about that. Can you imagine seeing the earth from space? The part of 2001: A Space Odyssey that I like the most is the shot of the earth rising over the moon, with Also sprach Zarathustra thundering in the background. Oh to be able to see that.

This new space hotel is being built by Orbital Assembly Corporation and it will house 280 guests and 112 crew. They plan on weightless recreational activities, space food like freeze dried ice cream, and, of course, incredible views.

"Well, if we can't go to space, where else can we go? You're getting your second shot next week, so you can probably go anywhere you want," she said.

"Well, it will be safer to travel," I told her. "But I think I'll wait until we can safely take off our masks without risking getting sick or making someone else sick. It won't be long."

"Well, just make sure you keep your AAA membership up to date," Becca said. "You don't know when your battery will freeze and blow up." She's

right about that, too. This week the battery conveniently died on the day that I had both a dental appointment and dent repair on the car scheduled.

"And you might want to tell AAA where you live. They think you're in Utah," she started laughing again and I booted her out the door to join Cassidy barking at imaginary squirrels.

But she's right about that, too. When I called AAA, the automated response asked me if I was in Utah. When I said no, the voice pleasantly said, "Okay. Please tell me the state you are calling from. Examples are, Florida, Texas or California." By the time I picked myself off the floor from laughing so hard, I had to start the call all over again.

I should have tried telling AAA that I was calling from space and I needed a tow to get home.

## **Looking Way Ahead to 2022 Block of the Month, in batiks**

I'm looking for expressions of interest for this Block of the Month quilt. Here's how it will work: Each month, beginning in January, you will receive a kit for certain blocks in this quilt. Each month thereafter, you will receive the next installment until you have all the blocks and fabric.



First I need to know if I have enough interest. Then, if I do, I will order

all the fabric (I must have my order in by June), and I will be taking down payments for the quilt, which will guarantee that you will receive a kit each month.

I think each kit will cost app. \$25-\$30, and I am hoping it will be in the \$25 (possibly less) range. That's app. \$300 (or less) to make the quilt top, which is 88" X 112".

If you are not familiar with how this kind of BOM works, I will keep your credit card on file and I'll charge the card each month. You can also prepay up front, and I'll give you a 10% discount if you do.

I am also going to start charging for the kits starting in October. That means by January, you will have paid for 4 blocks of the quilt and you will receive your first four blocks at once.

We don't usually do these kind of quilts, mainly because of the logistics involved. But it is a cool quilt, unusual design, not like many of the block of the months that are offered from the various companies.



So if you're interested, first just let me know. Once I know how many are interested, I will do the final math and let you know the cost of the quilt and how much the down payment will be.

---

## WHAT'S NEW!!

Hofman:







## Clothworks:

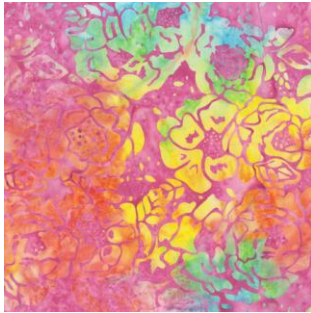



## Snarky Cats



## Anthology:





Moda:



jelly rolls, charms,  
layer cakes



kit




66 1/2" x 66 1/2"

## TRAFFIC JAM

Featuring *On the Go* from Moda

STACY IEST HSU

pattern



66 1/2" x 78 1/2"


## TRUCKIN

Featuring *On the Go* from Moda

STACY IEST HSU

pattern

From In the Beginning: Note: Kits are gone but we still have fabric  
--not much of the green or the border stripe




From Robert Kaufman & Windham





wide back



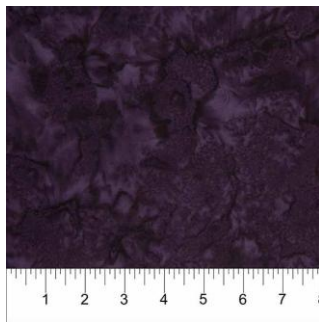
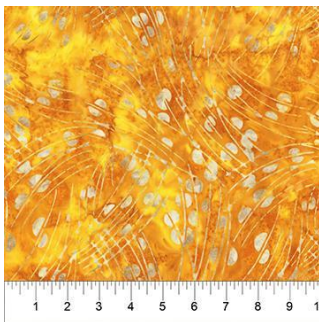



From M & S Textiles:




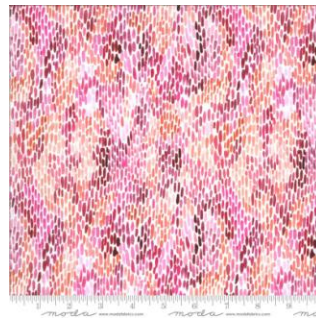







From Northcott:



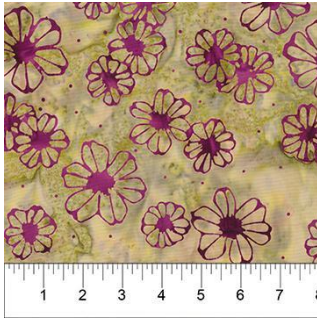


From Moda:



From Northcott:





From Moda:


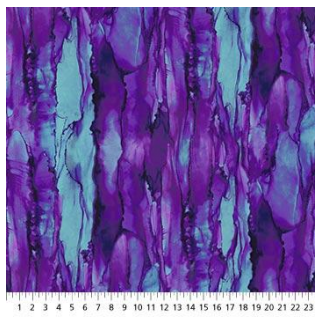
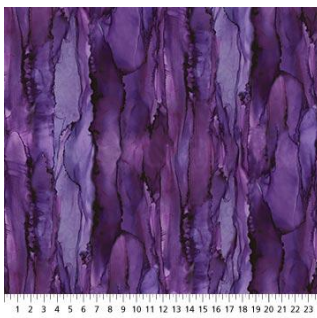




From Benartex:

It is in now!



From Northcott: (Note a couple of these are gone)


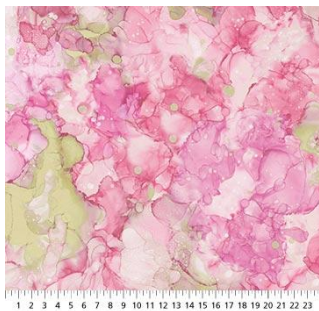

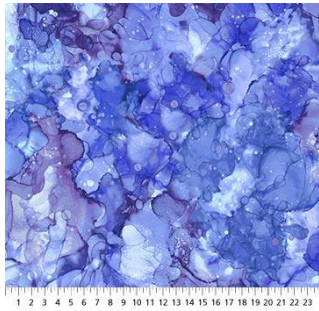


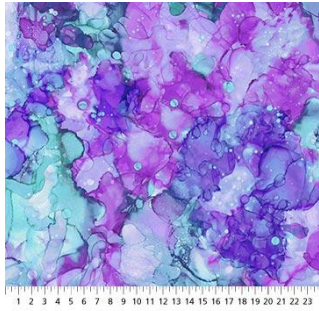

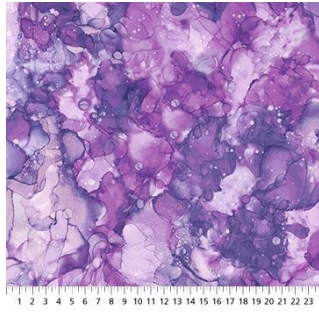




1 2 3 4 5 6 7 8 9 10 11 12 13 14 15 16 17 18 19 20 21 22 23










1 2 3 4 5 6 7 8 9 10 11 12 13 14 15 16 17 18 19 20 21 22 23

1 2 3 4 5 6 7 8 9 10 11 12 13 14 15 16 17 18 19 20 21 22 23









pattern



pattern--we have 4 kits  
for this pattern:  
everything except the  
borders--you get to  
choose what you like.

From Benartex:



This should be here next week.

## Call for Quilts

The Blankets for Laramie County Kids needs quilts! It is looking for large (54 X 60) and medium (48 X 60) quilts. These can be completed quilts, quilts that just need binding, or tops.

After being shuttered for awhile because of covid, the group is getting revved up again and needs our help.

All quilts can be dropped off at the store. So while you are doing (and I know you are still cleaning out the house, because, let's face it, what else is there to do still) find all of those half finished projects that you know you won't finish and collect all of those the finished quilts that haven't yet found a home and bring to the shop to donate to Blankets for Laramie County Kids!

March

2021

Sunday	Monday	Tuesday	Wednesday	Thursday	Friday	Saturday
	1	2 <b>Hand work Club 2- 4</b>	3 Dinosaur with Teeth Quilt 1-4	4 <b>Long Arm Rental Day</b>	5	6 <b>BOM 10:30</b> Bear Paw 1-4
7 Beginning Quilt 1-4	8	9 <b>Hand work Club 2- 4</b>	10 <b>Knit Pickers' Club 2-4</b>	11 <b>Long Arm Rental Day</b>	12	13 Embroidery Club 10- noon Bear Paw 1-4
14 Beginning Quilt 1-4	15	16 <b>Hand work Club 2- 4</b>	17	18 <b>Long Arm Rental Day</b>	19	20 Tiger Tiger 1- 4 National Quilt Day
21 Beginning Quilt 1-4	22	23 <b>Hand work Club 2- 4</b>	24 <b>Knit Pickers' Club 2-4</b>	25 <b>Long Arm Rental Day</b>	26	27 Charm meeting 10:30-11:30 Tiger Tiger 1- 4
28 Beginning Quilt 1-4 <b>Full moon</b>	29	30 <b>Hand work Club 2- 4</b>	31 Designing with panels 1-4	<b>Color of the month: green</b>		



April

2021

Sunday	Monday	Tuesday	Wednesday	Thursday	Friday	Saturday
				1 <b>Long Arm Rental Day</b>	2	3 <b>BOM 10:30</b>
4 <b>CLOSED Easter</b>	5	6 <b>Hand work Club 2- 4</b>	7	8 <b>Long Arm Rental Day</b>	9	10 Embroidery Club 10- noon Fanfare 1-4
11	12	13 <b>Hand work Club 2- 4</b>	14 <b>Knit Pickers' Club 2-4</b>	15 <b>Long Arm Rental Day</b>	16	17 Attic Window using a Panel 1- 4
18	19	20 <b>Hand work Club 2- 4</b>	21	22 <b>Long Arm Rental Day</b>	23	24 Charm meeting 10:00-11:00 Fanfare 11- 4:30
25	26 <b>Full moon</b>	27 <b>Hand work Club 2- 4</b>	28 <b>Knit Pickers' Club 2-4</b>	29 <b>Long Arm Rental Day</b>	30	<b>Color of the month: yellow</b>

May

2021

Sunday	Monday	Tuesday	Wednesday	Thursday	Friday	Saturday
						1 <b>BOM</b> <b>10:30</b> Lone Star 1-4
2 CLOSED	3	4 <b>Hand</b> <b>work</b> <b>Club 2-</b> <b>4</b>	5	6 <b>Long</b> <b>Arm</b> <b>Rental</b> <b>Day</b>	7	8 <b>Embroidery</b> <b>Club 10-</b> <b>noon</b> Lone Star 1-4
9 Moms' Day	10	11 <b>Hand</b> <b>work</b> <b>Club 2-</b> <b>4</b>	12 <b>Knit</b> <b>Pickers'</b> <b>Club 2-4</b>	13 <b>Long</b> <b>Arm</b> <b>Rental</b> <b>Day</b>	14	15 Lone Star 1-4
16	17	18 <b>Hand</b> <b>work</b> <b>Club 2-</b> <b>4</b>	19	20 <b>Long</b> <b>Arm</b> <b>Rental</b> <b>Day</b>	21	22
23	24	25 <b>Hand</b> <b>work</b> <b>Club 2-</b> <b>4</b>	26 <b>Knit</b> <b>Pickers'</b> <b>Club 2-4</b> <b>Full moon</b>	27 <b>Long</b> <b>Arm</b> <b>Rental</b> <b>Day</b>	28	29 <b>Charm</b> <b>meeting</b> <b>10:30-11:30</b>
30	31 Memorial Day	<b>Color</b> <b>of the</b> <b>month:</b> <b>whites</b>				

Please look on the calendars above for times and dates.

#### Ongoing Classes & Clubs

**Block of the Month** First Sat of month 10:30-11:15 FREE Barb Boyer

**Note: January class will be held on the second Saturday**

Join at any time. You get a free fat quarter if you come to class with the previous month's completed block. This year the challenge will be houses and seasons. Each row will have houses, trees and other "neighborhood" objects. Each house will have a place for a pieced block. Each "row" will be a season: Spring, Summer, Fall and Winter. We'll also have a quilt store, school, "village" shops, church, outhouse, dog house, barn - as many as I can squeeze in!

**Hand Embroidery Club** 2<sup>nd</sup> Sat. of the month, 10-noon FREE Kathy Sconce

**Note: January class will be held on the third Saturday**

If you want to learn to hand embroider or just brush up your technique, join us on the second Saturday of the month from 10 to noon. You can work on your own projects or you can join the project we are doing. We will be starting Crabapple Hill's Snow Days. This is an embroidered and pieced block. So we will help you through the piecing, tracing and embroidery.

**Knit Pickers' Club** 2<sup>nd</sup> and 4<sup>th</sup> Wed of each month, 2-5 Carol Moler

We are changing up the Knit Pickers' Club. We're going to knit 2 days a month every second and fourth Wednesday, and we'll start earlier in the day at 2 and go to 5. The Club is open to all skill levels. We want to share what we've learned, find new patterns, and simply just sit and knit. We may work on some felting projects, fingerless mittens, mittens, and socks. By summer, we may extend the knitting time into the evening.

**Hand Sewing Club** every Tuesday afternoon 2-4

This club is open to everyone. Bring your hand sewing (embroidery, binding, knitting, crochet, etc) and sit & stitch. During covid, we sit 6 feet apart and wear our masks, but at least we can share our projects, get a little stitching done and just enjoy the companionship.

## Other Classes


TBA Our schedule is limited this spring because of the pandemic. Face masks will be required in class and space will be limited. Classes will not run through lunch, so no eating (snacking & water okay, but no lunching). Bathrooms may or may not be available, but there are facilities within walking distance.

Please check the calendar regularly because we will swap out classes as needed and add others as we get back to more normal times. Machine quilting, machine applique, long arm classes, hand quilting and hand applique will also be coming back-I'm hoping by summer!

We may also teach the Elk Quilt, once the fabric comes back in sometime in April. And we're (meaning mainly Jean) are always sewing on new things, so those quilts may also be added to the schedule.

**Charm Quilts, last Saturday of each month (discussion, no sewing) Jan 30 10-noon, then on the other class dates from 10:30-11:30 \$20 Barb Boyer**

Charm quilts date from the 1880s and 1890s. They tend to be one patch quilts (all squares or all triangles) and they use lots and lots of fabrics-999 to be exact. But the catch is, you can only use one fabric per each patch. We need lots of people to sign up for the class - but don't worry about covid. We will do this very carefully. In order to get to 999 different fabrics, we will be exchanging 5" squares of different fabrics, each month exchanging different colors. We won't exchange 999 different fabrics, but we may exchange up to 300-400!



Class one - discussion and set up. Depending on how many people sign up, we will organize into groups for exchanges. We will have 4 different meeting times: 10-10:30, 10:30-11, 11-11:30; 11:30-noon. I know, complicated. If I don't have that many people sign up, I will consolidate the class - remember, it's just a discussion class. I'll talk about charm quilts, explain the rules, and set up what we will be exchanging in the upcoming classes.

Class two - Exchange the first color ways. You will cut Xnumber of squares of the first colors for each person in your group: (example only) red, orange, yellow, blue. 10, 5" squares of each color per each class member. If you have 5 in your group, that's - 50 squares of red, 50 squares of blue, etc.

Now don't panic. I will adjust the number of squares to be exchanged based on how many people sign up. I don't expect you to buy all of the fabric: use your stash. AND the squares you exchange can be different for each person in your group, as long as each person gets 10 different reds, for example.

If you're interested, more info will be given in class, all questions answered, etc. The book we will use is called Charm Quilts by Beth Donaldson. Buy a used copy on Amazon.

## March Classes

**Bear's Paw Quilt Saturdays March 6 & 13, 1-4 \$35 Barb Boyer**

This retro looking quilt is easy to do, but be warned, there are many pieces. This is a perfect scrap quilt - chose a color way, pull from your stash, cut your pieces and sew! I used blue calicos and a background calico that I have carted around since 1978 for the "claws" and assorted "darks" and "mediums" in a variety of colors for the "paws." I am looking at some vintage lines of fabrics to bring in, but they may not be available by the time of class. So just hunt for dark and medium scraps (don't worry about color just darks and mediums) in your stash or buy 30-40 fat quarters (to give yourself a variety).

**Charm (ongoing) See January**

**Designing With Panels March 31 (discussion, no sewing) \$30 Barb Boyer**



We all have panels, but we don't know what to do with them. I will show you how to turn your panel into a wall hanging or full sized quilt. We will discuss how to add blocks to "border" out the quilt, add lights to a Christmas or Halloween quilt, change patterns to fit your panel, chop up your panel into attic windows or other designs-----so bring some of your panels to class and go home with a plan!

**Dinos with Teeth Wednesday March 3, 1-4 \$30 Barb Boyer**

In the Beginning has done it again with great digital fabrics of dinosaurs. The quilt is big, but the piecing is simple. In class you will be able to get the panel and blocks cut out and you'll start sewing on the half square triangle blocks. At the end I'll show you how to miter your borders-simple. I recommend using Marvelous Miters by Susan Cleveland - get it on Amazon as a used book.

**Tiger Tiger Saturdays March 20 & 27 \$35 Sue Frerich**

This beautiful tiger wall hanging is paper pieced - the green eyes just glow! From the book Animal Quilts, you can choose to do the tiger or any of the other animals in the book. This is not a class for beginners, however. You must have some experience doing paper piecing to join this class as it will stretch your sewing skills. But what a wonderful way to learn and grow in your quilting!

## April Classes

**Attic Window Saturday April 17 1-4 \$30 Barb Boyer**

Take a panel (or two, always recommended), cut it apart and turn it into an attic window marvel! Skills learned: y-seams or inset seams. You will have a choice or using a pattern or creating your own design using your panel. All it takes is a panel (or two), and window sill fabric!

## NEW CLASS

**FANFAIRE, APRIL 10 FROM 1-4 AND APRIL 24 FROM 11-4:30**


**\$35 Jean Korber**

Fanfaire is another Krista Mosher quilt, done with a cascade of colors like a color wheel, or choose your own palette to make a Christmas Star. If you already have the diamond rulers then you might as well put them to good use by making another quilt with them. And then stretch yourself with choosing creative fabrics to make your star.

POSTPONED UNTIL SUMMER Crazy Pumpkins Saturdays

April 3 & 10 1-4 \$35 Barb Boyer

This quilt is like a stack and slash quilt-with a little more organization. Actually a lot more organization. But I've got it all figured out and sometimes organization is just over rated. Learn this fun way to stack, cut, rearrange and sew to create whimsical looking pumpkins - no two pumpkins are quite alike, which makes this style of sewing so charming. Once you've done one, you'll be



itching to do her dogs, cows, barns, santas, flowers.....

**POSTPONED UNTIL SUMMER Thanksgiving Quilt April 26 1-5 \$30 Barb Boyer**

I used Thanksgiving fabric for my quilt, but the quilt is essentially a pieced nine-patch scrap quilt. This is an easy strip pieced quilt with an old fashioned feel. Choose darks and mediums for the blocks and a neutral background that compliments. Did I mention that the left overs went into the Bear Paw Quilt? Scraps and Scraps, it's fun to use it up.

\$35 Jean Korber

Fanfare is another Krista Mosher quilt, done with a cascade of colors like a color wheel, or choose your own palette to make a Christmas Star. If you already have the diamond rulers then you might as well put them to good use by making another quilt with them. And then stretch yourself with choosing creative fabrics to make your star.

## May Classes

**Lone Star Quilt Saturdays May 1, 8, 15 1-4 \$35 Barb Boyer**

This is the perfect "next" quilt for everyone who has taken the beginning quilt class. You will build on your skills, like learning how to do inset seams. All you need is 6 fabrics plus a background. It will be helpful if you have your fabrics chosen before class, so just come in and I'll help with that. The class has three sessions and by the third session you will be in-setting your squares and triangles, completing the inside of your quilt.

\*\*\*\*\*

### CLUBS

**HAND EMBROIDERY CLUB FREE!**

If you want to learn to hand embroider or just brush up your technique, join us on the second Saturday of the month from 10 to noon. You can work on your own projects or you can join the project we are doing.

\*\*\*\*\*

**Hand Work Club FREE!**

Every Tuesday afternoon from 2-4, join us to just sit & hand stitch, crochet, bind, or knit group. Bring what you're working on, sit up at the table in front by the window and work on your projects for a while. You can get advice & suggestions from your fellow quilters and share your experiences about your projects.

\*\*\*\*\*

**Knit Pickers' Club FREE!**

This is another get-together class to sit & knit, work on our projects, share information and get some help. We will share techniques, suggest patterns, but mainly we'll sit & knit (or pick). We are discussing trying to do a group project meaning everyone does the same pattern. Each month we will learn a different pattern, make it into a square and eventually put all the squares into one

projectBafghan, scarf, bag, etc.

\*\*\*\*\*

### **Block of the Month Club FREE!**

First Saturday of the Month, 10:30-11:15. Join at any time. You get a free fat quarter if you come to class with the previous month's completed block.

\*\*\*\*\*

### **Toad Toters Club**

On full moon days (as noted in the calendar) you will get 20% off all purchases (not otherwise discounted) that you can fit in your bag. You must bring your bag to participate.

Full Moon Days: January 28, February 27, March 28, April 26 and May 26.

Discount Policy

We will honor only one discount -- whichever is largest. You can't combine a 10% with a 25% discount to get a 35% discount. On this we can't be bribed.

### **Color of the Month**

January purple; February red; March green; April yellow; May whites.

### **Normal Shop Hours:**

**Monday-Saturday 10-5**

**Sunday 1-5**

**Closed first Sunday of month (and some holidays)**

## **Nolting Longarm Machines**

Nolting has 5 main machines, each with different reaches: from 17" to 30" depending on the machine. They are sold with or without a frame, but after I saw & helped set up one of the steel frames this week, I recommend buying the frame. All machines, except for the Standard-- the most economical machine-- have a stitch regulator. I recommend a stitch regulator. All machines can be equipped with a computer and there are a couple of different ones to choose from. In addition, you can get an extended table base so that you can use rulers, you can get larger bobbins on some of the models and on the frames you can get hydraulic lifts to raise and lower the tables. In the coming weeks, I will print out more information on each model.

The best entry level machine is the Fun Quilter. It comes in

17", 20" & 23" reach. It comes with the Intellistitch Equalizer stitch regulator, standard speed control, needle up/down, and fixed handles in the front & rear. This machine can also be equipped with a computer.



The Pro Machine has the Intellistitch Turbo stitch regulator, single stitch option, standard speed control, needle up/down and customizable handles in the front & rear. The Pro Machine comes in 20", 24" and 30" reach with 10-12" of inside height. There are easy dials on the front to set stitch length and other options. This machine can also be equipped with a computer.



The NV Machine is the newest in the fleet of Nolting machines. This machine has a touch screen with programmable stitch regulation. You can stitch in 4 different stitch modes plus single stitch and needle up/down. It also has an adjustable brightness LED work light. This machine can also be equipped with a computer.



Nolting also has a commercial machine with the Intellistitch Equalizer stitch regulator, standard speed control, needle up/down, and fixed handles in the front & rear. This machine can also be equipped with a computer.

Join the fun and come feel the difference of quality fabrics.



Happy quilting!

Sincerely, Barbara Boyer

Around the Block

307-433-9555

[www.aroundtheblockquilts.com](http://www.aroundtheblockquilts.com)