



March 26, 2021

"Did you see the story about the Australian Shepherd that drove a jeep into the side of a building?" Becca asked. "That kind of a story just gives us all a bad name," she grumbled. Becca, if you don't know, is my opinionated mini Australian Shepherd. She likes to think of herself as the Queen, and she even has a flag and a flagpole to prove it. So she gets a little annoyed when a dog, especially another Aussie, does something silly.

"I bet she didn't even have a license," Becca said.

"Like that would have helped any," I commented.

"Well I'd never run into a building if I were driving," Becca huffed.

"Becca, you're not even tall enough to see over the steering wheel, let alone reach the pedals." Becca gave me a hurt look. "Besides, the dog, Callie by the way, just knocked the gear shift out of park when the owner was gone and the jeep then rolled down the street into the side of a building. There was no driving involved.

"Why are you so upset about this, anyway? It's not the first time a dog has knocked a car into gear. It's why you travel in a kennel when you're in the car. You can't get into any trouble that way."

"But if I learned to drive I could get in the world record books, maybe the first mini Australian Shepherd to drive a Subaru!"

"Becca, you're not driving my car. It already has more than \$10,000 in hail damage. I don't want you adding to the total. I'm not insured against mini Aussie damage."

"Well, what else can I do to get into the record book?" she pouted.
(Notice how she's switched topics. Mini Aussie's have a short attention span. This, in writer's terms, is called an awkward segway into the next topic.)

"I'd go look it up out in my dog house, but wait a minue,....I can't get there because you haven't shoveled the snow." Becca, if you don't know, has managed to some how steal wifi coverage out in her dog house. It's how she ordered the flagpole and flag, although I have no idea how she got ahold of credit cards.

"Well, we could have some family time and surf the net together, looking for ways to break world records," I told her. She thought that was a good idea and came over to sit by the couch.

"Here's one," I said. "Under the heading, We Need More Things To Do, comes this little tibit: An 8-year-old from India broke the world's record by solving three Rubik's Cube puzzles at one time in less than 1 minute and a half (29.97 secs). The previous record was 7 seconds or so.

"In case you're struggling with how can this be done," I told her, "you have to use both hands and both feet. The youngster had been practicing with his feet and he wanted to try to break the feet solving Rubik's Cube record."

But, the World Cube Association -who knew there was such a thing-had decided to remove the feet solving category from competitions. The young man said, "I was doing quite well in feet and ranked 6th in the country when the event was pulled off the official status. I was upset with the decision. Then I decided to make a mark in the feet solve event," he said.

This World Cube Association is a real thing, by the way. They've been in existence since at least 2004 and have been growing ever since. They have a board whose members are from all over the world, they have competitions, they have a motto, they require licenses, and they have rules and regulation, one of which defines the words like must, must not, required, shall, shall not, recommended, may and optional. You're a pretty serious group if you have rules and regulations defining those terms. What the website doesn't do is teach you how to solve the twisty puzzle. For that, you need a You Tube video, although I suspect that's a little like cheating. If you can't figure it out on your own, you're probably not ready for competition.

"I'm not going to use my paws to solve twisty puzzles," Becca growled.
"What else have you got?"

"Well, you've got your 17-year-old New Zealand boy breaking the world record by swinging, on a swing, for 36 hours. Consecutive hours. Think about it. That's a long time not to go, if you get my drift," I said. Becca just rolled her eyes.

"Okay, how about this. Under the category of you should be old enough to know better, a 79-year-old Arizona golfer broke a world record by hitting 1,050 drives at least 200 yards inside a 35-yard grid. This guy, Bob Kurtz, is also on the books for golfing 1,850 holes in one week."

"I wonder if he could even move the next day," Becca said. "I'm not doing anything involving a swing."

"Okay, maybe this then. In probably the weirdest record breaking attempt comes from a group even older: Residents of an assisted living facility in Israel assembled a 17.7-foot tower of matzah and chocolate spread. I'd say that this falls under the category of just plain, Why?" I looked at Becca but she just looked bored.

"At least 200 residents participated, they attached sheets of matzah to the tower and then covered them in HaShachar Ha'ole chocolate spread. The tower had 950 sheets of matzah, weighed 22 pounds and stood 17.7 feet tall. And if you're wondering not only why, but why now, well, the completion of the tower was timed to coincide with Passover. They made it! The tower will now be turned into chocolate balls."

Becca didn't look impressed. "I'm not doing something that involves 17 feet walls." She stood up and proceeded to go outside. But before she disappeared, she looked over her shoulder and said, "I wonder how many balls I could stuff in my mouth, or maybe I could ride a skateboard, or I could bounce a balloon off my nose....."

"Say good night Becca."

"Good night Becca."

LOOKING FOR A NEW HOME!

We are Australian Shepard's looking to find a new home. We are 4-5


years old -- we can't count too high, so we're not exactly sure. Our mom died and my remaining dad can't care for us any longer. So we need a new family. See my ears perk up? That means I listen, I pose for pictures, I'm a star!

Would you like to adopt us? We'd really like to be together, and we are well behaved, I promise. Call Barb at the shop, if you're interested.



**Looking Way Ahead to 2022
Block of the Month, in batiks**

I'm looking for expressions of interest for this Block of the Month quilt. Here's how it will work: Each month, beginning in January, you will receive a kit for certain blocks in this quilt. Each month thereafter, you will receive the next installment until you have all the blocks and fabric.



First I need to know if I have enough interest. Then, if I do, I will order all the fabric (I must have my order in by June), and I will be taking down payments for the quilt, which will guarantee that you will receive a kit each month.

I think each kit will cost app. \$25-\$30, and I am hoping it will be in the \$25 (possibly less) range. That's app. \$300 (or less) to make the quilt top, which is 88" X 112".

If you are not familiar with how this kind of BOM works, I will keep your credit card on file and I'll charge the card each month. You can also prepay up front, and I'll give you a 10% discount if you do.

I am also going to start charging for the kits starting in October. That means by January, you will have paid for 4 blocks of the quilt and you will receive your first four blocks at once.

We don't usually do these kind of quilts, mainly because of the logistics involved. But it is a cool quilt, unusual design, not like many of the block of the months that are offered from the various companies.

So if you're interested, first just let me know. Once I know how many are interested, I will do the final math and let you know the cost of the



quilt and how much the down payment will be.

WHAT'S NEW!!


from Hoffman:









From Northcott:



From Northcott:













wide back

From 3 Wishes:







Hoffman:



Clothworks:



Snarky Cats



Moda:




jelly rolls, charms,
layer cakes



kit



pattern




pattern

From Robert Kaufman & Windham




From M & S Textiles:



From Moda:





March

2021

Sunday	Monday	Tuesday	Wednesday	Thursday	Friday	Saturday
	1	2 Hand work Club 2- 4	3 Dinosaur with Teeth Quilt 1-4	4 Long Arm Rental Day	5	6 BOM 10:30 Bear Paw 1-4
7 Beginning Quilt 1-4	8	9 Hand work Club 2- 4	10 Knit Pickers' Club 2-4	11 Long Arm Rental Day	12	13 Embroidery Club 10- noon Bear Paw 1-4
14 Beginning Quilt 1-4	15	16 Hand work Club 2- 4	17	18 Long Arm Rental Day	19	20 Tiger Tiger 1- 4 National Quilt Day
21 Beginning Quilt 1-4	22	23 Hand work Club 2- 4	24 Knit Pickers' Club 2-4	25 Long Arm Rental Day	26	27 Charm meeting 10:30-11:30 Tiger Tiger 1- 4
28 Beginning Quilt 1-4 Full moon	29	30 Hand work Club 2- 4	31 Designing with panels 1-4	Color of the month: green		

April

2021

Sunday	Monday	Tuesday	Wednesday	Thursday	Friday	Saturday
				1 Long Arm Rental Day	2	3 BOM 10:30 snow date for Bear's Paw, 1-4
4 CLOSED Easter	5	6 Hand work Club 2-4	7	8 Long Arm Rental Day	9	10 Embroidery Club 10-noon Fanfare 1-4
11	12	13 Hand work Club 2-4	14 Knit Pickers' Club 2-4	15 Long Arm Rental Day	16	17 Attic Window using a Panel 1-4
18 On the Beach 1-5	19	20 Hand work Club 2-4	21	22 Long Arm Rental Day	23	24 Charm meeting 10:00-11:00 Fanfare 11-4:30
25 Machine Quilting 1-4	26 Full moon	27 Hand work Club 2-4	28 Knit Pickers' Club 2-4	29 Long Arm Rental Day	30	Color of the month: yellow

May

2021

Sunday	Monday	Tuesday	Wednesday	Thursday	Friday	Saturday
						1 BOM 10:30 Lone Star 1-4
2 CLOSED	3	4 Hand work Club 2- 4	5	6 Long Arm Rental Day	7	8 Embroidery Club 10- noon Lone Star 1-4
9 Moms' Day	10	11 Hand work Club 2- 4	12 Knit Pickers' Club 2-4	13 Long Arm Rental Day	14	15 Lone Star 1-4
16	17	18 Hand work Club 2- 4	19	20 Long Arm Rental Day	21	22
23	24	25 Hand work Club 2- 4	26 Knit Pickers' Club 2-4 Full moon	27 Long Arm Rental Day	28	29 Charm meeting 10:30-11:30
30	31 Memorial Day	Color of the month: whites				


Please look on the calendars above for times and dates.

NEW CLASSES

FANFAiRE, APRIL 10 FROM 1-4 AND APRIL 24 FROM 11-4:30

\$35 Jean Korber

Fanfaire is another Krista Mosher quilt, done with a cascade of colors like a color wheel, or choose your own palette to make a Christmas Star. If you already have the diamond rulers then you might as well put them to good use by making another quilt with them. And then stretch yourself with choosing creative fabrics to make your star.



On the Beach, Sunday APRIL 18 FROM 1-5 \$35 Sue Frerich

A delightful easy to piece quilt, using two colors (as shown) or multiple colors. Pattern will be supplied in class. The block is easily adapted to a 2 1/2" strip, so precuts are a possibility. For the size shown in the store, yardage will be required and we'll have the amounts in a supply list soon. This is a bright and cheerful quilt, just what we need to pull us out of winter in April.

Machine Quilting, Sunday APRIL 25 FROM 1-4 \$35 Sue Frerich

We haven't scheduled a machine quilting class in a while, because of covid. But we feel more comfortable offering this class now and -- in case you don't know -- Sue plans on leaving us for the sunny shores of California, and probably sooner than later. This may be your last chance to learn from the master machine quilter, so don't pass up this opportunity. You will learn the ins and outs of machine quilting on your domestic machine. Sue has a lot of knowledge to pass on, so you don't want to miss this class.

Ongoing Classes & Clubs

Block of the Month First Sat of month 10:30-11:15 FREE Barb Boyer

Note: January class will be held on the second Saturday

Join at any time. You get a free fat quarter if you come to class with the previous month's completed block. This year the challenge will be houses and seasons. Each row will have houses, trees and other "neighborhood" objects. Each house will have a place for a pieced block. Each "row" will be a season: Spring, Summer, Fall and Winter. We'll also have a quilt store, school, "village" shops, church, outhouse, dog house, barn - as many as I can squeeze in!

Hand Embroidery Club 2nd Sat. of the month, 10-noon FREE Kathy Sconce

Note: January class will be held on the third Saturday

If you want to learn to hand embroider or just brush up your technique, join us on the second Saturday of the month from 10 to noon. You can work on your own projects or you can join the project we are doing. We will be starting Crabapple

Hill's Snow Days. This is an embroidered and pieced block. So we will help you through the piecing, tracing and embroidery.

Knit Pickers' Club 2nd and 4th Wed of each month, 2-5 Carol Moler

We are changing up the Knit Pickers= Club. We=re going to knit 2 days a month every second and fourth Wednesday, and we=ll start earlier in the day at 2 and go to 5. The Club is open to all skill levels. We want to share what we've learned, find new patterns, and simply just sit and knit. We may work on some felting projects, fingerless mittens, mittens, and socks. By summer, we may extend the knitting time into the evening.

Hand Sewing Club every Tuesday afternoon 2-4

This club is open to everyone. Bring your hand sewing (embroidery, binding, knitting, crochet, etc) and sit & stitch. During covid, we sit 6 feet apart and wear our masks, but at least we can share our projects, get a little stitching done and just enjoy the companionship.

Other Classes

TBA Our schedule is limited this spring because of the pandemic. Face masks will be required in class and space will be limited. Classes will not run through lunch, so no eating (snacking & water okay, but no lunching). Bathrooms may or may not be available, but there are facilities within walking distance.

Please check the calendar regularly because we will swap out classes as needed and add others as we get back to more normal times. Machine quilting, machine applique, long arm classes, hand quilting and hand applique will also be coming back-I'm hoping by summer!

We may also teach the Elk Quilt, once the fabric comes back in sometime in April. And we're (meaning mainly Jean) are always sewing on new things, so those quilts may also be added to the schedule.

Charm Quilts, last Saturday of each month (discussion, no sewing) Jan 30 10-noon, then on the other class dates from 10:30-11:30 \$20 Barb Boyer


Charm quilts date from the 1880s and 1890s. They tend to be one patch quilts (all squares or all triangles) and they use lots and lots of fabrics-999 to be exact. But the catch is, you can only use one fabric per each patch. We need lots of people to sign up for the class - but don't worry about covid. We will do this very carefully. In order to get to 999 different fabrics, we will be exchanging 5" squares of different fabrics, each month exchanging different colors. We won't exchange 999 different fabrics, but we may exchange up to 300-400!

Class one - discussion and set up. Depending on how many people sign up, we will organize into groups for exchanges. We will have 4 different meeting times: 10-10:30, 10:30-11, 11-11:30; 11:30-noon. I know, complicated. If I don't have that many people sign up, I will consolidate the class - remember, it's just a discussion class. I'll talk about charm quilts, explain the rules, and set up what we will be exchanging in the upcoming classes.

Class two - Exchange the first color ways. You will cut Xnumber of squares of the first colors for each person in your group: (example only) red, orange, yellow, blue. 10, 5" squares of each color per each class member. If you have 5 in your group, that's - 50 squares of red, 50 squares of blue, etc.

Now don't panic. I will adjust the number of squares to be exchanged based on how many people sign up. I don't expect you to buy all of the fabric: use your stash. AND the squares you exchange can be different for each person in your group, as long as each person gets 10 different reds, for example.

If you're interested, more info will be given in class, all questions answered, etc. The book we will use is called Charm Quilts by Beth Donaldson. Buy a used copy on Amazon.



March Classes

Bear's Paw Quilt Saturdays March 6 & 13, 1-4 \$35 Barb Boyer

This retro looking quilt is easy to do, but be warned, there are many pieces. This is a perfect scrap quilt - chose a color way, pull from your stash, cut your pieces and sew! I used blue calicos and a background calico that I have carted around since 1978 for the "claws" and assorted "darks" and "mediums" in a variety of colors for the "paws." I am looking at some vintage lines of fabrics to bring in, but they may not be available by the time of class. So just hunt for dark and medium scraps (don't worry about color just darks and mediums) in your stash or buy 30-40 fat quarters (to give yourself a variety).

Charm (ongoing) See January

Designing With Panels March 31 (discussion, no sewing) \$30 Barb Boyer

We all have panels, but we don't know what to do with them. I will show you how to turn your panel into a wall hanging or full sized quilt. We will discuss how to add blocks to "border" out the quilt, add lights to a Christmas or Halloween quilt, change patterns to fit your panel, chop up your panel into attic windows or other designs----so bring some of

your panels to class and go home with a plan!

Tiger Tiger Saturdays March 20 & 27 \$35 Sue Frerich

This beautiful tiger wall hanging is paper pieced - the green eyes just glow! From the book *Animal Quilts*, you can choose to do the tiger or any of the other animals in the book. This is not a class for beginners, however. You must have some experience doing paper piecing to join this class as it will stretch your sewing skills. But what a wonderful way to learn and grow in your quilting!

April Classes

Attic Window Saturday April 17 1-4 \$30 Barb Boyer


Take a panel (or two, always recommended), cut it apart and turn it into an attic window marvel! Skills learned: y-seams or inset seams. You will have a choice of using a pattern or creating your own design using your panel. All it takes is a panel (or two), and window sill fabric!

NEW CLASS

FANFAIRE, APRIL 10 FROM 1-4 AND APRIL 24 FROM 11-4:30

\$35 Jean Korber

Fanfaire is another Krista Mosher quilt, done with a cascade of colors like a color wheel, or choose your own palette to make a Christmas Star. If you already have the diamond rulers then you might as well put them to good use by making another quilt with them. And then stretch yourself with choosing creative fabrics to make your star.



POSTPONED UNTIL SUMMER Crazy Pumpkins Saturdays
April 3 & 10 1-4 \$35 Barb Boyer

This quilt is like a stack and slash quilt-with a little more organization. Actually a lot more organization. But I've got it all figured out and sometimes organization is just over rated. Learn this fun way to stack, cut, rearrange and sew to create whimsical looking pumpkins - no two pumpkins are quite alike, which makes this style of sewing so charming. Once you've done one, you'll be itching to do her dogs, cows, barns, santas, flowers.....

POSTPONED UNTIL SUMMER Thanksgiving Quilt April 26 1-5 \$30 Barb Boyer

I used Thanksgiving fabric for my quilt, but the quilt is essentially a pieced nine-patch scrap quilt. This is an easy strip pieced quilt with an old fashioned feel. Choose darks and mediums for the blocks and a neutral background that compliments. Did I mention that the left overs went into the Bear Paw Quilt? Scraps and Scraps, it's fun to use it up.

\$35 Jean Korber

Fanfaire is another Krista Mosher quilt, done with a cascade of colors like a color wheel, or choose your own palette to make a Christmas Star. If you already have the diamond rulers

then you might as well put them to good use by making another quilt with them. And then stretch yourself with choosing creative fabrics to make your star.

May Classes

Lone Star Quilt Saturdays May 1, 8, 15 1-4 \$35 Barb Boyer

This is the perfect "next" quilt for everyone who has taken the beginning quilt class. You will build on your skills, like learning how to do inset seams. All you need is 6 fabrics plus a background. It will be helpful if you have your fabrics chosen before class, so just come in and I'll help with that. The class has three sessions and by the third session you will be in-setting your squares and triangles, completing the inside of your quilt.

CLUBS

HAND EMBROIDERY CLUB FREE!

If you want to learn to hand embroider or just brush up your technique, join us on the second Saturday of the month from 10 to noon. You can work on your own projects or you can join the project we are doing.

Hand Work Club FREE!

Every Tuesday afternoon from 2-4, join us to just sit & hand stitch, crochet, bind, or knit group. Bring what you're working on, sit up at the table in front by the window and work on your projects for a while. You can get advice & suggestions from your fellow quilters and share your experiences about your projects.

Knit Pickers' Club FREE!

This is another get-together class to sit & knit, work on our projects, share information and get some help. We will share techniques, suggest patterns, but mainly we'll sit & knit (or pick). We are discussing trying to do a group project meaning everyone does the same pattern. Each month we will learn a different pattern, make it into a square and eventually put all the squares into one project Afghan, scarf, bag, etc.

Block of the Month Club FREE!

First Saturday of the Month, 10:30-11:15. Join at any time. You get a free fat quarter if you come to class with the previous month's completed block.

Toad Toters Club

On full moon days (as noted in the calendar) you will get 20% off all purchases (not

otherwise discounted) that you can fit in your bag. You must bring your bag to participate.

Full Moon Days: January 28, February 27, March 28, April 26 and May 26.

Discount Policy

We will honor only one discount -- whichever is largest. You can't combine a 10% with a 25% discount to get a 35% discount. On this we can't be bribed.

Color of the Month

January purple; February red; March green; April yellow; May whites.

**Normal Shop Hours:
Monday-Saturday 10-5
Sunday 1-5**

Closed first Sunday of month (and some holidays)

Nolting Longarm Machines

Nolting has 5 main machines, each with different reaches: from 17" to 30" depending on the machine. They are sold with or without a frame, but after I saw & helped set up one of the steel frames this week, I recommend buying the frame. All machines, except for the Standard-- the most economical machine-- have a stitch regulator. I recommend a stitch regulator. All machines can be equipped with a computer and there are a couple of different ones to choose from. In addition, you can get an extended table base so that you can use rulers, you can get larger bobbins on some of the models and on the frames you can get hydraulic lifts to raise and lower the tables. In the coming weeks, I will print out more information on each model.

The best entry level machine is the Fun Quilter. It comes in 17", 20" & 23" reach. It comes with the Intellistitch Equalizer stitch regulator, standard speed control, needle up/down, and fixed handles in the front & rear. This machine can also be equipped with a computer.



The Pro Machine has the Intellistitch Turbo stitch regulator, single stitch option, standard speed control, needle up/down and customizable

handles in the front & rear. The Pro Machine comes in 20", 24" and 30" reach with 10-12" of inside height. There are easy dials on the front to set stitch length and other options. This machine can also be equipped with a computer.



The NV Machine is the newest in the fleet of Nolting machines. This machine has a touch screen with programmable stitch regulation. You can stitch in 4 different stitch modes plus single stitch and needleup/down. It also has an adjustable brightness LED work light. This machine can also be equipped with a computer.



Nolting also has a commercial machine with the Intellistitch Equalizer stitch regulator, standard speed control, needle up/down, and fixed handles in the front & rear. This machine can also be equipped with a computer.

Join the fun and come feel the difference of quality fabrics.

Happy quilting!

Sincerely, Barbara Boyer

Around the Block

307-433-9555

www.aroundtheblockquilts.com

