

## Store snow alert:

If we get 5 inches, the store will be open both Saturday and Sunday. If we get 35 inches, no one should be driving. The Bear Paw class will be cancelled and reset for Saturday, April 3 from 1-4. Beginning Quilting will carry on the next week when we'll discuss when to have the make-up class. I plan to be in the store Saturday morning, at a minimum. Assuming we don't get 35 inches tonight.....

Also, we have added classes, so be sure to scroll down to find out what those are and to see the story on the Compassion-In-Action Award given to you and Around the Block for our mask making efforts that started a year ago.



March 12, 2021

"So, we're getting waist deep snow. 60 inches!" This was the other side of the conversation. So naturally, I had to interrupt.

"60 inches, waist deep? I call that eyebrow deep."

Other side of the conversation: "Be sure to dig a hole for your mouth so you can breathe."

This was Wednesday's conversation about the impending storm. It was one sided because the forecaster was on the other end of the telephone, Jean's son reporting in on the weather. It's nice having Jean around on days like these because she gets better and quicker weather forecasts than I do. It often takes me 15 minutes to figure out what the current weather is using my phone. So I generally just stick my head out the door.

But 60 inches! I've never seen that much snow come down all at once (okay, it will take 2 days or so with the upcoming storm). So naturally, I'm excited. I've already started storing water so the dogs can drink and I can flush. I also did the typical grocery store run & got there before

everyone else cleaned off the shelves. And, yes, I did buy milk (see story below), but only because I have a mac & cheese recipe that calls for milk AND heavy cream. I can only imagine the taste. I hope the electricity stays on.

The last time I bought milk for a potato soup cooking plan during a snowstorm, it got derailed because I ran out of propane - and no, the kitchen runs on electricity, but...that's a longer story than needs to be told here. But I will share what I wrote back in April 2013 when we were facing that particular snow storm, because it has to do with milk buying and zombies:

It's a good thing we live in snow alley, otherwise we'd never have a full pantry. Think about it. What did you do on Monday before the storm hit? Exactly.

Every time we have a snow storm warning with predictions of tons of snow and blizzard conditions, what's the first thing we do? Go to the store to stock up on basics: milk, bread, eggs, water, fruit. I'm just guessing here, because I go to the store to stock up on pop.

I don't know how we manage during the summer, when we don't have snow alerts to remind us to buy milk. And why is it necessary to buy milk, anyway. How often do you actually drink a glass of milk, and if you don't drink a glass of milk for a day, or two, I don't think you're going to get scurvy. Or maybe that's what you get from not eating fruit. But hey, you stocked up on fruit, so what's to worry.

Stocking up on bread harkens back to the days of Oliver Twist, when a crust of bread was breakfast, lunch and dinner combined. So clearly, we need bread to survive a snow storm. Although, as we know, everyone is on a diet and starchy things like bread aren't usually on the menu. But we buy it anyway, because if there's nothing else to eat, at least we can have toast. Assuming the electricity is still on.

But I've got enough stuff stocked in the pantry and crammed into my freezer that I could live for days, maybe even weeks, without having to forage for food. And be honest. So do you. But instead, we rush to the store, and haul food home. Admit it. You went to the grocery store. Just in case. And I bet you bought milk. And bread.

I, on the other hand, had enough bread, tortillas and peanut butter to last me several meals. What I didn't have was pop. So I did go to the store and guess what I saw in everyone else's carts? Milk. It was hilarious. Everyone had at least 1 gallon of milk. And there were a lot of people in the store. I felt like I was in a horror movie where you identify the aliens or crazy zombies because they crave milk, and everywhere I looked in the store, there was a gallon of milk tucked into a basket,

zombies everywhere, coming at me, holding up a gallon of milk - where was I..... Oh.

They also had bread and eggs. No imagination.

I, on the other hand, had pop, potatoes, bacon and toilet paper. And I admit I did buy a carton of milk-for the potato soup I intended to make during my snow day, which never happened. Because....

Okay, the rest is the story regarding my empty propane tank. But the next time you go to the grocery store in anticipation of a storm, check out everyone's carts. You'll see zombie loving milk buyers everywhere. And they're not buying for children - zombies don't have kids.

So get prepared. It's coming tonight. And tomorrow. And tomorrow after that. And tomorrow after that. Like Macbeth said, only better. I have books to read and projects to make. I'm ready to be stuck indoors, in my house....like we've been for more than a year.

And yet, it's still a snow day so we are excited. Okay, maybe not everyone. Even the real weather forecasters aren't all that excited. It wasn't until Thursday night that the Weather Nation decided to warn people about the upcoming storm OF A CENTURY. Okay, those are my words. But seriously, no one seemed to be worried about what is to happen all across the middle of America. Until finally Thursday night the weather stations gave us about 10 minutes worth of what's coming. That's barely enough time to go get milk.

And we all know, because we've lived around here for a while, we'll probably only get 2 inches. Because the prediction, after all, is from 6" to 35."

## **Celebrating Your Compassion**

This week, Compassionate Cheyenne presented awards to Around the Block and young Eagle Scout Lucas Sutphin for their work in donating masks last March-June to the health care community in Cheyenne. Scott donated more than 1000 masks as part of his community service project for his Eagle Scout. He's 15.

Do you remember March 2020, that far back? We started making kits on March 20, 2020. I watched a broadcast the night before on the Rachael Maddow show about local sewers/quilters making masks for the health care community which was in desperate need of PPE and figured we could do this. We are quilters, after all. Sewing a mask is simple. On Friday I started cutting and by Saturday, you had picked up 120 masks -

all I had cut at that point.

By June we had cut and delivered more than 6200 masks to the health care community and others, more than 4,000 alone to the hospital. During this time we had shortages of many things (not fabric, of course) and you responded to my call for elastic and cloth ties. You also donated your own fabric for this project and your time, of course.

The masks that you donated to the store doesn't count all the other masks that you made and donated individually to friends, family, health care workers, veterinary clinics, first responders, the VA, school kids, teachers and countless other individuals who could not get masks, mainly because none were available.

Your response to the need of our community was incredible and inspiring. So much so that Scott Fox and Perry Phillips of the Cheyenne Regional Medical Center nominated us for the Compassion-In-Action Award, which reads:

With deep appreciation for your quick, well-organized response to the Covid-19 pandemic by making and donating over 4000 homemade masks to Cheyenne Regional Medical Center and other organizations across Cheyenne. Barb's generosity and leadership truly set the example with her donation of fabric and materials for others to make masks. She along with countless others who made and donated masks, played a vital role in Cheyenne Regional Medical Center's ability to provide community healthcare safely, without pause, through an exceptional challenging time.


Compassionate Cheyenne is a local chapter of The Charter of Compassion, launched in 2008 and created from thousands of voices from all over the world, all different backgrounds and all different faiths. Their vision is to strive to make our world a more compassionate place in which to live.

As part of its mission, Compassionate Cheyenne works with schools, businesses, health care providers, faith groups, non-for-profits and others to encourage, promote, champion and nurture compassionate growth in our community.

So while the award was presented to me, Around the Block, the award truly goes to all of you who responded to the need in the community. You are the caring and compassionate souls of Cheyenne.

**Looking Way Ahead to 2022  
Block of the Month, in batiks**

I'm looking for expressions of interest for this Block of the Month quilt. Here's how it will work: Each month, beginning in January, you will receive a kit for certain blocks in this quilt. Each month thereafter, you will receive the next installment until you have all the blocks and fabric.



First I need to know if I have enough interest. Then, if I do, I will order all the fabric (I must have my order in by June), and I will be taking down payments for the quilt, which will guarantee that you will receive a kit each month.

I think each kit will cost app. \$25-\$30, and I am hoping it will be in the \$25 (possibly less) range. That's app. \$300 (or less) to make the quilt top, which is 88" X 112".

If you are not familiar with how this kind of BOM works, I will keep your credit card on file and I'll charge the card each month. You can also prepay up front, and I'll give you a 10% discount if you do.

I am also going to start charging for the kits starting in October. That means by January, you will have paid for 4 blocks of the quilt and you will receive your first four blocks at once.




We don't usually do these kind of quilts, mainly because of the logistics involved. But it is a cool quilt, unusual design, not like many of the block of the months that are offered from the various companies.

So if you're interested, first just let me know. Once I know how many are interested, I will do the final math and let you know the cost of the

quilt and how much the down payment will be.

## WHAT'S NEW!!

Hoffman:





Clothworks:

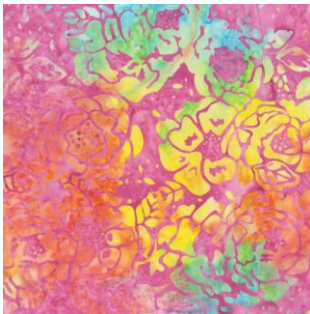





### Snarky Cats



### Anthology:



### Moda:




jelly rolls, charms,  
layer cakes



kit



pattern



pattern

From In the Beginning: Note: Kits are gone but we still have fabric  
--not much of the green or the border stripe







From Robert Kaufman & Windham




wide back

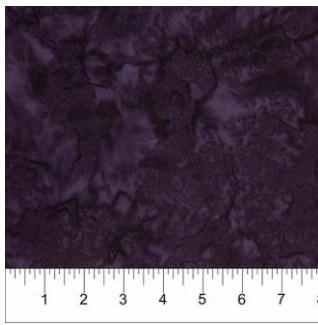
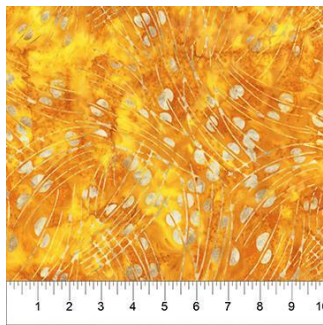





From M & S Textiles:







From Northcott:




From Moda:





From Northcott:



From Moda:



From Benartex:



---



# March

2021

Sunday	Monday	Tuesday	Wednesday	Thursday	Friday	Saturday
	1	2 <b>Hand work Club 2- 4</b>	3 Dinosaur with Teeth Quilt 1-4	4 <b>Long Arm Rental Day</b>	5	6 <b>BOM 10:30</b> Bear Paw 1-4
7 Beginning Quilt 1-4	8	9 <b>Hand work Club 2- 4</b>	10 <b>Knit Pickers' Club 2-4</b>	11 <b>Long Arm Rental Day</b>	12	13 Embroidery Club 10- noon Bear Paw 1-4
14 Beginning Quilt 1-4	15	16 <b>Hand work Club 2- 4</b>	17	18 <b>Long Arm Rental Day</b>	19	20 Tiger Tiger 1- 4 National Quilt Day
21 Beginning Quilt 1-4	22	23 <b>Hand work Club 2- 4</b>	24 <b>Knit Pickers' Club 2-4</b>	25 <b>Long Arm Rental Day</b>	26	27 Charm meeting 10:30-11:30 Tiger Tiger 1- 4
28 Beginning Quilt 1-4 <b>Full moon</b>	29	30 <b>Hand work Club 2- 4</b>	31 Designing with panels 1-4	<b>Color of the month: green</b>		

April

2021

Sunday	Monday	Tuesday	Wednesday	Thursday	Friday	Saturday
				1 <b>Long Arm Rental Day</b>	2	3 <b>BOM 10:30 snow date for Bear's Paw, 1-4</b>
4 CLOSED Easter	5	6 <b>Hand work Club 2-4</b>	7	8 <b>Long Arm Rental Day</b>	9	10 Embroidery Club 10-noon Fanfare 1-4
11	12	13 <b>Hand work Club 2-4</b>	14 <b>Knit Pickers' Club 2-4</b>	15 <b>Long Arm Rental Day</b>	16	17 Attic Window using a Panel 1-4
18 <b>On the Beach 1-5</b>	19	20 <b>Hand work Club 2-4</b>	21	22 <b>Long Arm Rental Day</b>	23	24 Charm meeting 10:00-11:00 Fanfare 11-4:30
25 <b>Machine Quilting 1-4</b>	26 <b>Full moon</b>	27 <b>Hand work Club 2-4</b>	28 <b>Knit Pickers' Club 2-4</b>	29 <b>Long Arm Rental Day</b>	30	<b>Color of the month: yellow</b>

May

2021

Sunday	Monday	Tuesday	Wednesday	Thursday	Friday	Saturday
						1 <b>BOM</b> <b>10:30</b> Lone Star 1-4
2 CLOSED	3	4 <b>Hand</b> <b>work</b> <b>Club 2-</b> <b>4</b>	5	6 <b>Long</b> <b>Arm</b> <b>Rental</b> <b>Day</b>	7	8 Embroidery Club 10- noon Lone Star 1-4
9 Moms' Day	10	11 <b>Hand</b> <b>work</b> <b>Club 2-</b> <b>4</b>	12 <b>Knit</b> <b>Pickers'</b> <b>Club 2-4</b>	13 <b>Long</b> <b>Arm</b> <b>Rental</b> <b>Day</b>	14	15 Lone Star 1-4
16	17	18 <b>Hand</b> <b>work</b> <b>Club 2-</b> <b>4</b>	19	20 <b>Long</b> <b>Arm</b> <b>Rental</b> <b>Day</b>	21	22
23	24	25 <b>Hand</b> <b>work</b> <b>Club 2-</b> <b>4</b>	26 <b>Knit</b> <b>Pickers'</b> <b>Club 2-4</b> <b>Full moon</b>	27 <b>Long</b> <b>Arm</b> <b>Rental</b> <b>Day</b>	28	29 Charm meeting 10:30-11:30
30	31 Memorial Day	<b>Color</b> <b>of the</b> <b>month:</b> <b>whites</b>				


Please look on the calendars above for times and dates.

**NEW CLASSES**

**FANFAIRE, APRIL 10 FROM 1-4 AND APRIL 24 FROM 11-4:30**

**\$35 Jean Korber**

Fanfaire is another Krista Mosher quilt, done with a cascade of colors like a color wheel, or choose your own palette to make a Christmas Star. If you already have the diamond rulers then you might as well put them to good use by making another quilt with them. And then stretch yourself with choosing creative fabrics to make your star.



**On the Beach, Sunday APRIL 18 FROM 1-5 \$35 Sue Frerich**

A delightful easy to piece quilt, using two colors (as shown) or multiple colors. Pattern will be supplied in class. The block is easily adapted to a 2 1/2" strip, so precuts are a possibility. For the size shown in the store, yardage will be required and we'll have the amounts in a supply list soon. This is a bright and cheerful quilt, just what we need to pull us out of winter in April.

**Machine Quilting, Sunday APRIL 25 FROM 1-4 \$35 Sue Frerich**

We haven't scheduled a machine quilting class in a while, because of covid. But we feel more comfortable offering this class now and -- in case you don't know -- Sue plans on leaving us for the sunny shores of California, and probably sooner than later. This may be your last chance to learn from the master machine quilter, so don't pass up this opportunity. You will learn the ins and outs of machine quilting on your domestic machine. Sue has a lot of knowledge to pass on, so you don't want to miss this class.

#### **Ongoing Classes & Clubs**

**Block of the Month** First Sat of month 10:30-11:15 FREE Barb Boyer

**Note: January class will be held on the second Saturday**

Join at any time. You get a free fat quarter if you come to class with the previous month's completed block. This year the challenge will be houses and seasons. Each row will have houses, trees and other "neighborhood" objects. Each house will have a place for a pieced block. Each "row" will be a season: Spring, Summer, Fall and Winter. We'll also have a quilt store, school, "village" shops, church, outhouse, dog house, barn - as many as I can squeeze in!

**Hand Embroidery Club** 2<sup>nd</sup> Sat. of the month, 10-noon FREE Kathy Sconce

**Note: January class will be held on the third Saturday**

If you want to learn to hand embroider or just brush up your technique, join us on the second Saturday of the month from 10 to noon. You can work on your own projects or you can join the project we are doing. We will be starting Crabapple

Hill's Snow Days. This is an embroidered and pieced block. So we will help you through the piecing, tracing and embroidery.

**Knit Pickers' Club** 2<sup>nd</sup> and 4<sup>th</sup> Wed of each month, 2-5 Carol Moler

We are changing up the Knit Pickers' Club. We're going to knit 2 days a month every second and fourth Wednesday, and we'll start earlier in the day at 2 and go to 5. The Club is open to all skill levels. We want to share what we've learned, find new patterns, and simply just sit and knit. We may work on some felting projects, fingerless mittens, mittens, and socks. By summer, we may extend the knitting time into the evening.

**Hand Sewing Club** every Tuesday afternoon 2-4

This club is open to everyone. Bring your hand sewing (embroidery, binding, knitting, crochet, etc) and sit & stitch. During covid, we sit 6 feet apart and wear our masks, but at least we can share our projects, get a little stitching done and just enjoy the companionship.

## **Other Classes**

TBA Our schedule is limited this spring because of the pandemic. Face masks will be required in class and space will be limited. Classes will not run through lunch, so no eating (snacking & water okay, but no lunching). Bathrooms may or may not be available, but there are facilities within walking distance.


Please check the calendar regularly because we will swap out classes as needed and add others as we get back to more normal times. Machine quilting, machine applique, long arm classes, hand quilting and hand applique will also be coming back-I'm hoping by summer!

We may also teach the Elk Quilt, once the fabric comes back in sometime in April. And we're (meaning mainly Jean) are always sewing on new things, so those quilts may also be added to the schedule.

**Charm Quilts, last Saturday of each month (discussion, no sewing) Jan 30 10-noon, then on the other class dates from 10:30-11:30 \$20 Barb Boyer**



Charm quilts date from the 1880s and 1890s. They tend to be one patch quilts (all squares or all triangles) and they use lots and lots of fabrics-999 to be exact. But the catch is, you can only use one fabric per each patch. We need lots of people to sign up for the class - but don't worry about covid. We will do this very carefully. In order to get to 999 different fabrics, we will be exchanging 5" squares of different fabrics, each month exchanging different colors. We won't exchange 999 different fabrics, but we may exchange up to 300-400!



Class one - discussion and set up. Depending on how many people sign up, we will organize into groups for exchanges.

We will have 4 different meeting times: 10-10:30, 10:30-11, 11-11:30; 11:30-noon. I know, complicated. If I don't have that many people sign up, I will consolidate the class - remember, it's just a discussion class. I'll talk about charm quilts, explain the rules, and set up what we will be exchanging in the upcoming classes.

Class two - Exchange the first color ways. You will cut Xnumber of squares of the first colors for each person in your group: (example only) red, orange, yellow, blue. 10, 5" squares of each color per each class member. If you have 5 in your group, that's - 50 squares of red, 50 squares of blue, etc.

Now don't panic. I will adjust the number of squares to be exchanged based on how many people sign up. I don't expect you to buy all of the fabric: use your stash. AND the squares you exchange can be different for each person in your group, as long as each person gets 10 different reds, for example.

If you're interested, more info will be given in class, all questions answered, etc. The book we will use is called Charm Quilts by Beth Donaldson. Buy a used copy on Amazon.

## March Classes

### **Bear's Paw Quilt Saturdays March 6 & 13, 1-4 \$35 Barb Boyer**

This retro looking quilt is easy to do, but be warned, there are many pieces. This is a perfect scrap quilt - chose a color way, pull from your stash, cut your pieces and sew! I used blue calicos and a background calico that I have carted around since 1978 for the "claws" and assorted "darks" and "mediums" in a variety of colors for the "paws." I am looking at some vintage lines of fabrics to bring in, but they may not be available by the time of class. So just hunt for dark and medium scraps (don't worry about color just darks and mediums) in your stash or buy 30-40 fat quarters (to give yourself a variety).

### **Charm (ongoing) See January**

### **Designing With Panels March 31 (discussion, no sewing) \$30 Barb Boyer**

We all have panels, but we don't know what to do with them. I will show you how to turn your panel into a wall hanging or full sized quilt. We will discuss how to add blocks to "border" out the quilt, add lights to a Christmas or Halloween quilt, change patterns to fit your panel, chop up your panel into attic windows or other designs----so bring some of

your panels to class and go home with a plan!

**Tiger Tiger Saturdays March 20 & 27 \$35 Sue Frerich**

This beautiful tiger wall hanging is paper pieced - the green eyes just glow! From the book Animal Quilts, you can choose to do the tiger or any of the other animals in the book. This is not a class for beginners, however. You must have some experience doing paper piecing to join this class as it will stretch your sewing skills. But what a wonderful way to learn and grow in your quilting!

## April Classes

**Attic Window Saturday April 17 1-4 \$30 Barb Boyer**


Take a panel (or two, always recommended), cut it apart and turn it into an attic window marvel! Skills learned: y-seams or inset seams. You will have a choice of using a pattern or creating your own design using your panel. All it takes is a panel (or two), and window sill fabric!

### NEW CLASS

**FANFAIRE, APRIL 10 FROM 1-4 AND APRIL 24 FROM 11-4:30**

\$35 Jean Korber

Fanfaire is another Krista Mosher quilt, done with a cascade of colors like a color wheel, or choose your own palette to make a Christmas Star. If you already have the diamond rulers then you might as well put them to good use by making another quilt with them. And then stretch yourself with choosing creative fabrics to make your star.



POSTPONED UNTIL SUMMER Crazy Pumpkins Saturdays  
April 3 & 10 1-4 \$35 Barb Boyer

This quilt is like a stack and slash quilt-with a little more organization. Actually a lot more organization. But I've got it all figured out and sometimes organization is just over rated. Learn this fun way to stack, cut, rearrange and sew to create whimsical looking pumpkins - no two pumpkins are quite alike, which makes this style of sewing so charming. Once you've done one, you'll be itching to do her dogs, cows, barns, santas, flowers.....

POSTPONED UNTIL SUMMER Thanksgiving Quilt April 26 1-5 \$30 Barb Boyer

I used Thanksgiving fabric for my quilt, but the quilt is essentially a pieced nine-patch scrap quilt. This is an easy strip pieced quilt with an old fashioned feel. Choose darks and mediums for the blocks and a neutral background that compliments. Did I mention that the left overs went into the Bear Paw Quilt? Scraps and Scraps, it's fun to use it up.

\$35 Jean Korber

Fanfaire is another Krista Mosher quilt, done with a cascade of colors like a color wheel, or choose your own palette to make a Christmas Star. If you already have the diamond rulers

then you might as well put them to good use by making another quilt with them. And then stretch yourself with choosing creative fabrics to make your star.

## May Classes

### **Lone Star Quilt Saturdays May 1, 8, 15 1-4 \$35 Barb Boyer**

This is the perfect "next" quilt for everyone who has taken the beginning quilt class. You will build on your skills, like learning how to do inset seams. All you need is 6 fabrics plus a background. It will be helpful if you have your fabrics chosen before class, so just come in and I'll help with that. The class has three sessions and by the third session you will be in-setting your squares and triangles, completing the inside of your quilt.

\*\*\*\*\*

### **CLUBS**

#### **HAND EMBROIDERY CLUB FREE!**

If you want to learn to hand embroider or just brush up your technique, join us on the second Saturday of the month from 10 to noon. You can work on your own projects or you can join the project we are doing.

\*\*\*\*\*

#### **Hand Work Club FREE!**

Every Tuesday afternoon from 2-4, join us to just sit & hand stitch, crochet, bind, or knit group. Bring what you're working on, sit up at the table in front by the window and work on your projects for a while. You can get advice & suggestions from your fellow quilters and share your experiences about your projects.

\*\*\*\*\*

#### **Knit Pickers' Club FREE!**

This is another get-together class to sit & knit, work on our projects, share information and get some help. We will share techniques, suggest patterns, but mainly we'll sit & knit (or pick). We are discussing trying to do a group project meaning everyone does the same pattern. Each month we will learn a different pattern, make it into a square and eventually put all the squares into one project Afghan, scarf, bag, etc.

\*\*\*\*\*

#### **Block of the Month Club FREE!**

First Saturday of the Month, 10:30-11:15. Join at any time. You get a free fat quarter if you come to class with the previous month's completed block.

\*\*\*\*\*

#### **Toad Toters Club**

On full moon days (as noted in the calendar) you will get 20% off all purchases (not

otherwise discounted) that you can fit in your bag. You must bring your bag to participate.

Full Moon Days: January 28, February 27, March 28, April 26 and May 26.

#### Discount Policy

We will honor only one discount -- whichever is largest. You can't combine a 10% with a 25% discount to get a 35% discount. On this we can't be bribed.

#### Color of the Month

January purple; February red; March green; April yellow; May whites.

**Normal Shop Hours:  
Monday-Saturday 10-5  
Sunday 1-5  
Closed first Sunday of month (and some holidays)**

## Nolting Longarm Machines

Nolting has 5 main machines, each with different reaches: from 17" to 30" depending on the machine. They are sold with or without a frame, but after I saw & helped set up one of the steel frames this week, I recommend buying the frame. All machines, except for the Standard-- the most economical machine-- have a stitch regulator. I recommend a stitch regulator. All machines can be equipped with a computer and there are a couple of different ones to choose from. In addition, you can get an extended table base so that you can use rulers, you can get larger bobbins on some of the models and on the frames you can get hydraulic lifts to raise and lower the tables. In the coming weeks, I will print out more information on each model.

The best entry level machine is the Fun Quilter. It comes in 17", 20" & 23" reach. It comes with the Intellistitch Equalizer stitch regulator, standard speed control, needle up/down, and fixed handles in the front & rear. This machine can also be equipped with a computer.



The Pro Machine has the Intellistitch Turbo stitch regulator, single stitch option, standard speed control, needle up/down and customizable

handles in the front & rear. The Pro Machine comes in 20", 24" and 30" reach with 10-12" of inside height. There are easy dials on the front to set stitch length and other options. This machine can also be equipped with a computer.



The NV Machine is the newest in the fleet of Nolting machines. This machine has a touch screen with programmable stitch regulation. You can stitch in 4 different stitch modes plus single stitch and needle up/down. It also has an adjustable brightness LED work light. This machine can also be equipped with a computer.



Nolting also has a commercial machine with the Intellistitch Equalizer stitch regulator, standard speed control, needle up/down, and fixed handles in the front & rear. This machine can also be equipped with a computer.

Join the fun and come feel the difference of quality fabrics.

Happy quilting!  
Sincerely, Barbara Boyer  
Around the Block  
307-433-9555  
[www.aroundtheblockquilts.com](http://www.aroundtheblockquilts.com)