

## Toad Toter Bags are Back In!

We have a new design and new colors. To be a Toad Toter, you need to purchase a bag for \$30. Then, every full moon, according to my calendar (I move it around occasionally, but just by a day) you can get 20% off anything that isn't already discounted that you can stuff into your bag. (The name for the bag comes from my logo, the Toad in the Puddle block.) Colors include: Lime green, red, purple, pink and teal.

You must bring your bag to participate.

Full Moon Days this summer: July 23, August 27



June 25, 2021

"So they're staying?" Becca asked me. "You're not giving them back? Are you sure nobody else wants them?" She was eyeing the kittens out of the corner of her eye, seeing but not seeing them. "There's really not enough room in the bedroom for all of us."

"No, I'm not taking them back. And yes, there is plenty of room. You've got the whole under the bed thing cornered, Cassidy's camped out across the closet and the kittens have found nesty pockets in the bed. I'm the one that might get run out of the bedroom," I told her.

"Well, they're eating my food, drinking my water..."

"You eat the crunchies out of the litter box..."

"It's not the same." "Yes it is." "No it's not." Yes, underline exclamation point, it is." Becca was silent at that. I won the argument for once. Although, it's really not the same, but don't tell Becca.

"And besides, they're keeping the moth invasion under control," I pointed

out.

"Yeah, but they're clawing up the lampshades to do it." She has a point. They are also landing in their water and feed bowls as they try to climb the windows, chasing after moths. My niece, who is visiting, bought a tip free water & food bowl for them to save us mopping up after the kittens 3 to 4 times a day. It appears to be working....so far.

"Maybe we could get a whale and put it in the moat and then let the kittens out so the whale could swallow them," Becca said hopefully.

Now this remark requires a little explanation. A while back, Becca wanted to build a moat around the expensive dog house that I built for her that she doesn't use. Her "castle," complete with flagpole and flag that says Queen, needed a moat for some reason. Side note: That's not what you thought I was going to explain, was it.

"You never got around to digging that moat," I reminded her. "Besides, a moat isn't big enough to contain a whale."

Okay, now I'll explain what you thought I was going to explain. A commercial lobster diver got swallowed by a humpback whale recently. He was diving about 45 feet down when he said he felt "this huge bump and everything went dark. Then I felt around, and I realized there was no teeth and I had felt, really, no great pain." Side note: So it wasn't a shark, as he originally thought - but seriously, can you imagine? That would be one HUGE shark. To be fair, when you're swallowed by something bigger than you, out in the ocean, what else are you going to think?

But Michael Packard somehow figured out that he had been swallowed by a whale. "'Oh my God, I'm in a whale's mouth. I'm in a whale's mouth, and he's trying to swallow me,'" he told reporters. And then 30-40 seconds later the whale spit him out. There is an obvious joke here. You're perfectly capable of making it.

Packard got pulled out of the water by his crew, taken to the local hospital, where he walked out later that day with all but a limp. Actually, he is pretty bruised up. When the whale figured out Packard wasn't normal krell, it rose to the surface and started shaking its head back and forth -head, also meaning mouth with Packard still inside. Then Packard was thrown out into the air, landing in the water.

One of the men that helped Packard said, "I saw Mike come flying out of the water, feet first with his flippers on, and land back in the water. I jumped aboard the boat. We got him up, got his tank off. Got him on the deck and calmed him down and he goes, 'Joe, I was in the mouth of a whale.'" I'm going to definitely watch the movie version when it comes out. Russell Crowe has already done Noah, or was that Anthony Hopkins. Either way, it

would be fun to see a whale spit either of them out.

"Okay," said Becca. "Maybe I don't want a whale. Although the whale throwing the guy out of his mouth is a little like you relocating a kitten. You pick it up and throw it off the couch."

"I do not." "Yes you do." "No I don't." "Yes you do." No I..." Well, she's right about that. Sometimes relocating a kitten requires picking it up and putting it on the floor. Sometimes there is a little air time involved. But cats always land on their feet, right?


Don't send letters.

## 2022 Block of the Month from Banyon Batiks

Now taking orders from the Illusions Sampler BOM from Banyon Batiks/Northcott.

We are now taking orders! Cost for the top only, without borders, binding and backing: \$300/\$25 mth

With binding, borders and **exclusive backing--only available through the BOM**: \$480/\$40 mth.





In January, the fabric will arrive and we will start cutting the kits. We will provide some support for the blocks, but we won't be actively teaching each block. Stay tuned for more info about that.

---

WHAT'S NEW!!

Bucking Horse and Rider is in and is selling quickly. Don't wait too long for your favorites -- like the charcoal grey/pink.

From Wilmington:



in strips, 5" & 10" squares




in strips, 5" & 10" squares



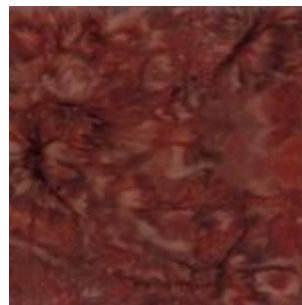

In strips






From Michael Miller:




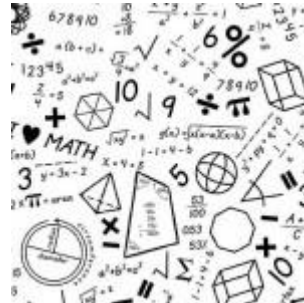
glow in the dark!


From Hoffman:



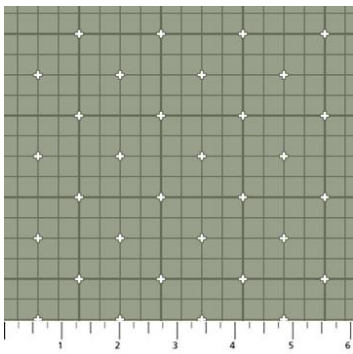









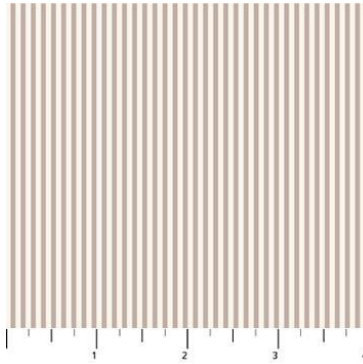
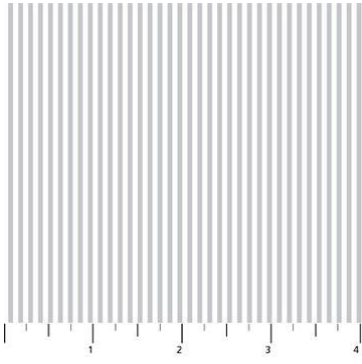


From Michael Miller:

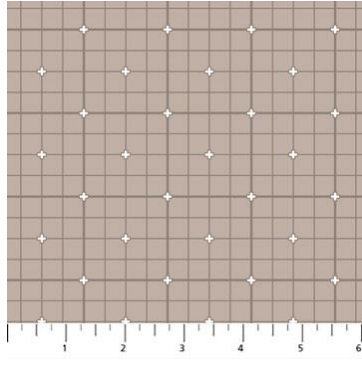
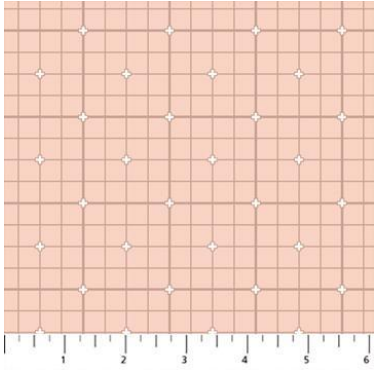





From Northcott/Figo




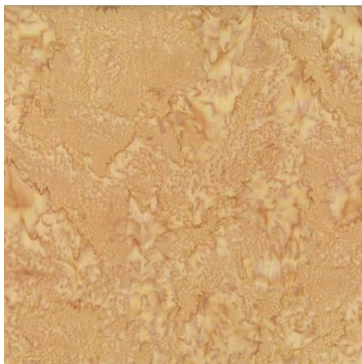





From Hoffman & Riley Blake:



Riley Blake









X-Block Pattern flying  
Free (the flag above  
the cutting table) and  
rulers to go with



Mighty Travel Iron

From Northcott:




shark teeth







From Henry Glass (this is flannel)



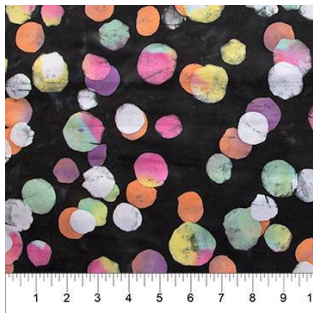

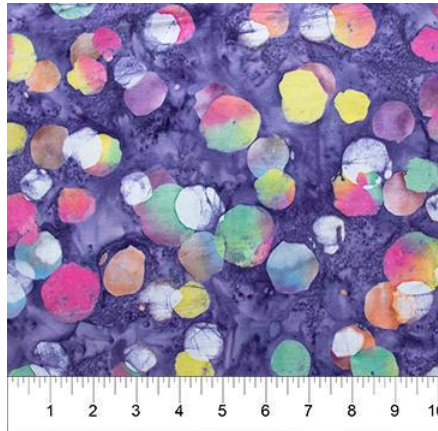



From Northcott:





From Northcott:



From Alexander Henry:




flannel

From Northcott:



overwide



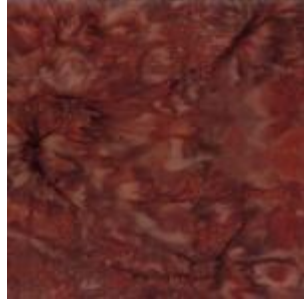



erial

From Hoffman:








From Hoffman:



We got another bolt of the animals, but the trees are gone for now.

From Henry Glass:





overwide



From Windham

from Hoffman:







From Northcott:






From Northcott:







From 3 Wishes:

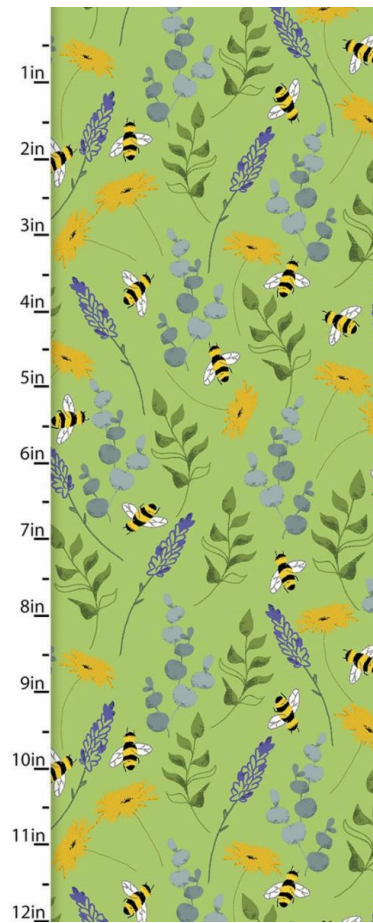
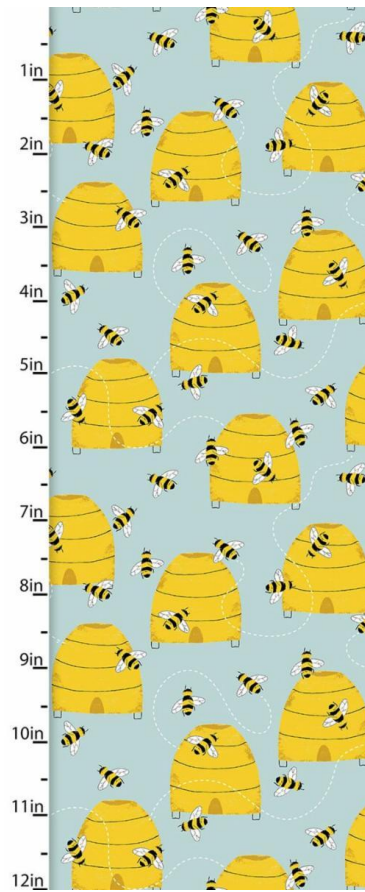


We've done a cute BQ quilt with this fabric. We have not kitted it yet.





We've done a cut Take 5 with this fabric. Kits are coming. At least one.





# June 2021

Sunday	Monday	Tuesday	Wednesday	Thursday	Friday	Saturday
		1	2	3	4	5 <b>BOM 10:30 Jelly Roll Race 1-5</b>
6 CLOSED	7	8 <b>Hand work Club 2-4</b>	9 <b>Knit Pickers' Club 2-4</b>	10	11	12 <b>Embroidery Club 10- noon One Block Wonder 1- 5</b>
13 Beginning Quilting	14	15 <b>Hand work Club 2-4</b>	16	17	18	19 <b>One Block Wonder 11-5</b>
20 Dads' Day Beginning Quilting	21	22 <b>Hand work Club 2-4</b>	23 <b>Knit Pickers' Club 2-4</b>	24 <b>Full moon</b>	25	26 <b>One Block Wonder 11-5</b>
27 Beginning Quilting	28	29 <b>Hand work Club 2-4</b>	30	<b>Color of the month: blue</b>		

# July 2021

Sunday	Monday	Tuesday	Wednesday	Thursday	Friday	Saturday
				1	2	3 <b>BOM 10:30 CLOSE AT 3</b>
Color of the Month: Christmas						
4 CLOSED Independence Day	5	6 Hand work Club 2-4	7 Knit Pickers' Club 2-4	8	9	10 Embroidery Club 10-noon Take 5 1-5
11 Beginning Quilting	12	13 Hand work Club 2-4	14	15	16	17 Disappearing Triangles 11-5
18 Beginning Quilting	19	20 Hand work Club 2-4	21 Knit Pickers' Club 2-4	22	23 Full moon	24 Disappearing 9-patch, <u>varieties</u> 11-5
25 Beginning Quilting	26	27 Hand work Club 2-4	28	29	30	31

# August 2021

Sunday	Monday	Tuesday	Wednesday	Thursday	Friday	Saturday
1 Beginning Quilting	2	3	4	5	6	7 BOM <u>10:30</u> <u>Hunters</u> Star 1-5
8 Beginning Quilting	9	10 Hand work Club 2-4	11 Knit Pickers' Club 2-4	12	13	14 Embroidery Club 10- noon
15 Machine Applied Binding 1-4	16	17 Hand work Club 2-4	18	19	20	21 Hunters Star 11-5
22 Full moon	23	24 Hand work Club 2-4	25 Knit Pickers' Club 2-4	26	27	28 BQ Quilt 11-5
29	30	31 Hand work Club 2-4	Color of the month: blacks			

Please look on the calendars above for times and dates. Explanations of classes will be out soon--most are self explanatory. NOTE: One Block Wonder Panel class only has 2 more openings.

## Ongoing Classes & Clubs

**Block of the Month** First Sat of month 10:30-11:15 FREE Barb Boyer  
Join at any time. You get a free fat quarter if you come to class with the previous month's completed block. This year the challenge will be house

s and seasons. Each row will have houses, trees and other "neighborhood" objects. Each house will have a place for a pieced block. Each "row" will be a season: Spring, Summer, Fall and Winter. We'll also have a quilt store, school, "village" shops, church, outhouse, dog house, barn - as many as I can squeeze in!

**Hand Embroidery Club** 2<sup>nd</sup> Sat. of the month, 10-noon FREE Kathy Sconce  
If you want to learn to hand embroider or just brush up your technique, join us on the second Saturday of the month from 10 to noon. You can work on your own projects or you can join the project we are doing. We will be starting Crabapple Hill's Snow Days. This is an embroidered and pieced block. So we will help you through the piecing, tracing and embroidery.

**Knit Pickers' Club** 2<sup>nd</sup> and 4<sup>th</sup> Wed of each month, 2-5 Carol Moler  
We are changing up the Knit Pickers= Club. We=re going to knit 2 days a month every second and fourth Wednesday, and we=ll start earlier in the day at 2 and go to 5. The Club is open to all skill levels. We want to share what we've learned, find new patterns, and simply just sit and knit. We may work on some felting projects, fingerless mittens, mittens, and socks. By summer, we may extend the knitting time into the evening.

**Hand Sewing Club** every Tuesday afternoon 2-4  
This club is open to everyone. Bring your hand sewing (embroidery, binding, knitting, crochet, etc) and sit & stitch. During covid, we sit 6 feet apart and wear our masks, but at least we can share our projects, get a little stitching done and just enjoy the companionship.

\*\*\*\*\*

### CLUBS

#### **HAND EMBROIDERY CLUB FREE!**

If you want to learn to hand embroider or just brush up your technique, join us on the second Saturday of the month from 10 to noon. You can work on your own projects or you can join the project we are doing.

\*\*\*\*\*

#### **Hand Work Club FREE!**

Every Tuesday afternoon from 2-4, join us to just sit & hand stitch, crochet, bind, or knit group. Bring what you're working on, sit up at the table in front by the window and work on your projects for a while. You can get advice & suggestions from your fellow quilters and share your experiences about your projects.

\*\*\*\*\*

#### **Knit Pickers' Club FREE!**

This is another get-together class to sit & knit, work on our projects, share

information and get some help. We will share techniques, suggest patterns, but mainly we'll sit & knit (or pick). We are discussing trying to do a group project meaning everyone does the same pattern. Each month we will learn a different pattern, make it into a square and eventually put all the squares into one project Afghan, scarf, bag, etc.

\*\*\*\*\*

#### **Block of the Month Club FREE!**

First Saturday of the Month, 10:30-11:15. Join at any time. You get a free fat quarter if you come to class with the previous month's completed block.

\*\*\*\*\*

#### **Toad Toters Club**

On full moon days (as noted in the calendar) you will get 20% off all purchases (not otherwise discounted) that you can fit in your bag. You must bring your bag to participate.

Full Moon Days: June 24, July 23, August 27

Discount Policy

We will honor only one discount -- whichever is largest. You can't combine a 10% with a 25% discount to get a 35% discount. On this we can't be bribed.

#### **Color of the Month**

June, blue; July Christmas; August blacks

**Normal Shop Hours:  
Monday-Saturday 10-6  
Sunday 1-5  
Closed first Sunday of month (and some holidays)**

## **Nolting Longarm Machines**

Nolting has 5 main machines, each with different reaches: from 17" to 30" depending on the machine. They are sold with or without a frame, but after I saw & helped set up one of the steel frames this week, I recommend buying the frame. All machines, except for the Standard-- the most economical machine-- have a stitch regulator. I recommend a stitch regulator. All machines can be equipped with a computer and there are a couple of different ones to choose from. In addition, you can get an extended table base so that you can use rulers, you can get larger bobbins on some of the models and on the frames you can get hydraulic lifts to raise and lower the tables. In the coming weeks, I will print out more information on each model.

The best entry level machine is the Fun Quilter. It comes in

17", 20" & 23" reach. It comes with the Intellistitch Equalizer stitch regulator, standard speed control, needle up/down, and fixed handles in the front & rear. This machine can also be equipped with a computer.



The Pro Machine has the Intellistitch Turbo stitch regulator, single stitch option, standard speed control, needle up/down and customizable handles in the front & rear. The Pro Machine comes in 20", 24" and 30" reach with 10-12" of inside height. There are easy dials on the front to set stitch length and other options. This machine can also be equipped with a computer.



The NV Machine is the newest in the fleet of Nolting machines. This machine has a touch screen with programmable stitch regulation. You can stitch in 4 different stitch modes plus single stitch and needle up/down. It also has an adjustable brightness LED work light. This machine can also be equipped with a computer.



Nolting also has a commercial machine with the Intellistitch Equalizer stitch regulator, standard speed control, needle up/down, and fixed handles in the front & rear. This machine can also be equipped with a computer.

Join the fun and come feel the difference of quality fabrics.

Happy quilting!

Sincerely, Barbara Boyer  
Around the Block  
307-433-9555  
[www.aroundtheblockquilts.com](http://www.aroundtheblockquilts.com)