

Toad Toter Bags are Back In!

We have a new design and new colors. To be a Toad Toter, you need to purchase a bag for \$30. Then, every full moon, according to my calendar (I move it around occasionally, but just by a day) you can get 20% off anything that isn't already discounted that you can stuff into your bag. (The name for the bag comes from my logo, the Toad in the Puddle block.)

On blue moon months, I usually do something special just for the Toad Toters. And at the year end sale, where everything is 40% off, you get to come in a day early to shop.

You must bring your bag to participate.

Full Moon Days this summer: June 24, July 23, August 27

If you've been waiting for a bag -- I haven't had new bags for several years -- don't wait too long to get one. Supplies are limited. Colors include: Lime green, red, purple, pink and teal.



June 18, 2021

Well, you missed it. The corpse flower bloomed and you weren't around to smell it. But you needed to be in Warsaw, as in Poland, to smell it, so that's understandable.

The corpse flower is actually a Sumatran titan arum and every 12 or 15 years it produces a foul smelling bloom. It emits a dead-body smell (like "a number of dead mice maybe rotting in an abandoned gym locker," curator of the Denver Botanic Gardens Nick Snakenberg told Denver TV station CBS4 two years ago when Denver's corpse flower, nicknamed Stinky, bloomed).

The odor attracts insects that feed on flesh, the human type. First the "female" flower at the base of corpse flower blooms, creating a rotten onion/rotten fish/rotten sock smell. The flower also generates heat, approximately 98 degrees, which mimics the temp of a live human body. All of this attracts insects, who bring pollen from other flowers, and then the corpse flower traps the insects inside.

Next up comes the male part of the flower which blooms a day later. It pollinates on top of the trapped insects, then it lets the insects escape to go their merry way. The process keeps the corpse flower from self pollinating, but I gotta say, wherever those insects are going with their pollen, they're not going to find another one of these flowers within flying distance unless they book passage on Southwest Airlines to Chicago (where another corpse flower resides) or LOT Polish Air.

Or Sumatra Air, because the flowers originate there. Sir David Attenborough, the famous BBC all-things-nature presenter, traveled to Sumatra in 1994 to film a wild blooming titan arum for his series "The Private Life of Plants." The plant was already notorious, but it really hadn't been on tv yet. Sir David was worried that the official name of the plant might offend his fellow Brits: *Amorphophallus titanum*. Think about it. 1994. *Amorphophallus*. This is a really big, tall, spiky looking plant. So Sir David didn't want to keep repeating that word, so he invented another name: Titan Arum and it stuck.

And in case you're wondering, you don't have to go far to smell a really smelly plant. Cheyenne Botanical Gardens has a cousin to the corpse flower, called the *Dracunculus Vulgaris*, or Dragon Lily. It bloomed sometime last year, and, yup, it was gross, according to the kids that ventured a whiff.

And under the heading, "Don't worry, you won't miss it" comes this, Froggyland.

Right now this museum, dedicated to dead frogs in various poses, can be found in Split, Croatia. It's got a brochure and everything, a travel website with 644 reviews, and more visitors than the Game of Thrones museum (parts of the show were filmed near by). One of the reviews said, "Froggytastic!!! Probably the best stuffed frog museum I have ever visited." Which begs the question of how many other stuffed frog museums are there and has this person been to them?

As you enter the museum, you will be greeted with sounds of a lily pad, meaning frog croaking. Inside, you will find about 507 stuffed frogs doing all sorts of "human" things. The Hungarian taxidermist Ferenc Mere (1878 to 1947) spent 10 years catching frogs, killing them and stuffing them. Then he created 21 dioramas: A classroom of naughty frogs hitting each other with rulers and a teacher trying to restore order; a bar/ballroom scene of

frogs dancing, smoking, playing billiards and cards, which is probably how George Lucas got his idea for the cantina scene in Star Wars.

So if you are anxious to see this little treasure, don't worry it's coming to an undisclosed city near you. Or at least I should say that American investors bought the owner out.

"Fifty years ago, someone left these frogs behind in an attic in Serbia, and my parents bought them," Ivan Medvesek said. "At first, they had a little traveling museum and then they opened this (the museum in Split)." Years later, son Ivan inherited it all.

Medvesek said that British and American tourists liked the museum, but the locals didn't. When the pandemic hit, the business suffered. Croatians aren't into it apparently.

"Locals don't like my museum," he said. "They'd rather eat frogs than see them in a museum." Which is why he decided to sell rather than pass on the museum to a future Medvesek. I'm betting that decision made his children very happy.

On a side note, one kitten is named. The littlest one that has the extra toe is named Padfoot, from the Harry Potter series, because she pads around on her long limbs and big feet. She's a trouble maker and eats the dog food right along side the dogs. To their dismay. The older kitten has a little more sophisticated sense about her. Him? Still not sure. And everyone is getting along, mainly because the dogs are just practicing unseeing the kittens. That works.

2022 Block of the Month from Banyon Batiks

Now taking orders from the Illusions Sampler BOM from Banyon Batiks/Northcott.

We are now taking orders! Cost for the top only, without borders, binding and backing: \$300/\$25 mth

With binding, borders and **exclusive backing--only available through the BOM**: \$480/\$40 mth.



In January, the fabric will arrive and we will start cutting the kits. We will provide some support for the blocks, but we won't be actively teaching each block. Stay tuned for more info about that.



Just a reminder for those working on your quilts...

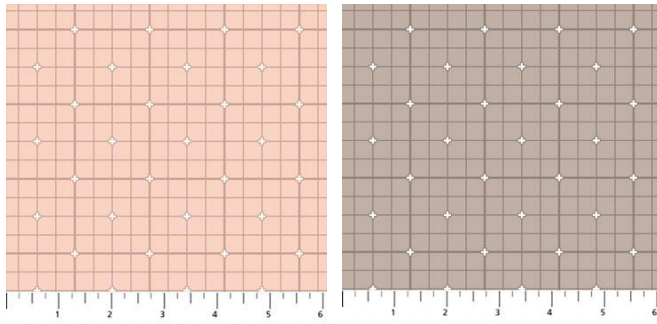
Quilt Challenge! Deadline June 21

WHAT'S NEW!!

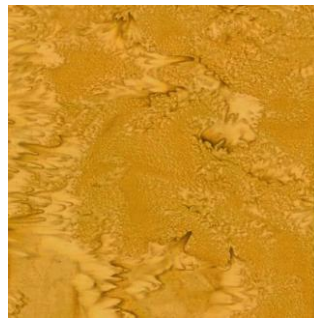
Bucking Horse and Rider is in and is selling quickly. Don't wait too long for your favorites -- like the charcoal grey/pink.

From Northcott/Figo


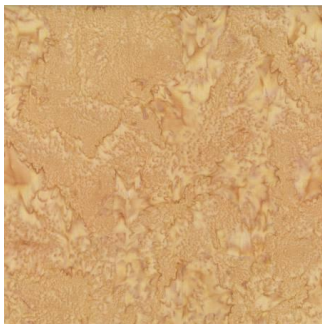





From Hoffman & Riley Blake:



Riley Blake











X-Block Pattern flying Free (the flag above the cutting table) and rulers to go with

Mighty Travel Iron



From Northcott:



shark teeth



From Henry Glass (this is flannel)






From Northcott:



Elk Panel is back in.
We made 3 kits. When
we sell out, we will
start substituting other
fabrics.





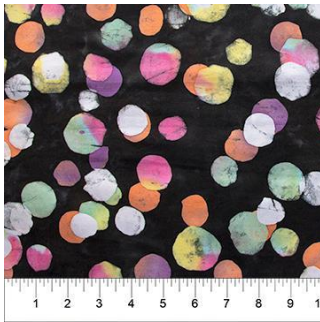

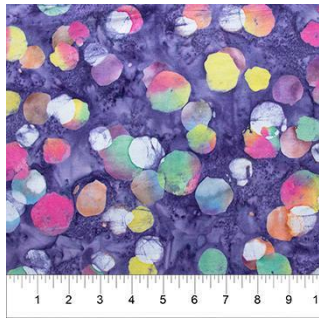

and in overwide--3
bolts. Great for backs.



From Anthology:



From Northcott:




From Alexander Henry:




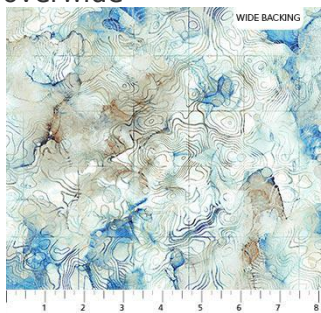


flannel

From Northcott:

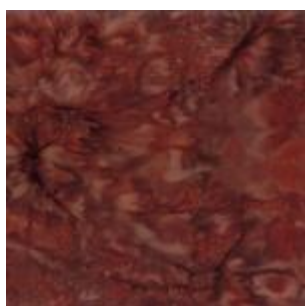



overwide



erial

From Hoffman:




From Hoffman:



We got another bolt of the animals, but the trees are gone for now.

From Henry Glass:



overwide






From Windham

from Hoffman:









From Northcott:





From Northcott:





From 3 Wishes:



We've done a cute BQ quilt with this fabric. We have not kitted it yet.



We've done a cut Take 5 with this fabric. Kits are coming. At least one.



June 2021

Sunday	Monday	Tuesday	Wednesday	Thursday	Friday	Saturday
		1	2	3	4	5 BOM 10:30 Jelly Roll Race 1-5
6 CLOSED	7	8 Hand work Club 2-4	9 Knit Pickers' Club 2-4	10	11	12 Embroidery Club 10- noon One Block Wonder 1- 5
13 Beginning Quilting	14	15 Hand work Club 2-4	16	17	18	19 One Block Wonder 11-5
20 Dads' Day Beginning Quilting	21	22 Hand work Club 2-4	23 Knit Pickers' Club 2-4	24 Full moon	25	26 One Block Wonder 11-5
27 Beginning Quilting	28	29 Hand work Club 2-4	30	Color of the month: blue		

July 2021

Sunday	Monday	Tuesday	Wednesday	Thursday	Friday	Saturday
Color of the Month: Christmas				1	2	3 BOM 10:30 CLOSE AT 3
4 CLOSED Independence Day	5	6 Hand work Club 2-4	7 Knit Pickers' Club 2-4	8	9	10 Embroidery Club 10-noon Take 5 1-5
11 Beginning Quilting	12	13 Hand work Club 2-4	14	15	16	17 Disappearing Triangles 11-5
18 Beginning Quilting	19	20 Hand work Club 2-4	21 Knit Pickers' Club 2-4	22	23 Full moon	24 Disappearing 9-patch, <u>varieties 11-5</u>
25 Beginning Quilting	26	27 Hand work Club 2-4	28	29	30	31

August 2021

Sunday	Monday	Tuesday	Wednesday	Thursday	Friday	Saturday
1 Beginning Quilting	2	3	4	5	6	7 BOM <u>10:30</u> <u>Hunters</u> Star 1-5
8 Beginning Quilting	9	10 Hand work Club 2-4	11 Knit Pickers' Club 2-4	12	13	14 Embroidery Club 10- noon
15 Machine Applied Binding 1-4	16	17 Hand work Club 2-4	18	19	20	21 Hunters Star 11-5
22 Full moon	23	24 Hand work Club 2-4	25 Knit Pickers' Club 2-4	26	27	28 BQ Quilt 11-5
29	30	31 Hand work Club 2-4	Color of the month: blacks			

Please look on the calendars above for times and dates. Explanations of classes will be out soon--most are self explanatory. NOTE: One Block Wonder Panel class only has 2 more openings.

Ongoing Classes & Clubs

Block of the Month First Sat of month 10:30-11:15 FREE Barb Boyer
Join at any time. You get a free fat quarter if you come to class with the previous month's completed block. This year the challenge will be houses and seasons. Each row will have houses, trees and other "neighborhood" objects. Each house will have a place for a pieced block. Each "row" will be a season: Spring, Summer, Fall and Winter. We'll also have a quilt store, school, "village" shops, church, outhouse, dog house, barn - as many as I can squeeze in!

Hand Embroidery Club 2nd Sat. of the month, 10-noon FREE Kathy Sconce
If you want to learn to hand embroider or just brush up your technique, join us on the second Saturday of the month from 10 to noon. You can work on your own projects or you can join the project we are doing. We will be starting Crabapple Hill's Snow Days. This is an embroidered and pieced block. So we will help you through the piecing, tracing and embroidery.

Knit Pickers' Club 2nd and 4th Wed of each month, 2-5 Carol Moler
We are changing up the Knit Pickers= Club. We're going to knit 2 days a month every second and fourth Wednesday, and we'll start earlier in the day at 2 and go to 5. The Club is open to all skill levels. We want to share what we've learned, find new patterns, and simply just sit and knit. We may work on some felting projects, fingerless mittens, mittens, and socks. By summer, we may extend the knitting time into the evening.

Hand Sewing Club every Tuesday afternoon 2-4
This club is open to everyone. Bring your hand sewing (embroidery, binding, knitting, crochet, etc) and sit & stitch. During covid, we sit 6 feet apart and wear our masks, but at least we can share our projects, get a little stitching done and just enjoy the companionship.

CLUBS

HAND EMBROIDERY CLUB FREE!

If you want to learn to hand embroider or just brush up your technique, join us on the second Saturday of the month from 10 to noon. You can work on your own projects or you can join the project we are doing.

Hand Work Club FREE!

Every Tuesday afternoon from 2-4, join us to just sit & hand stitch, crochet, bind, or knit group. Bring what you're working on, sit up at the table in front by the window and work on your projects for a while. You can get advice & suggestions from your fellow quilters and share your experiences about your projects.

Knit Pickers' Club FREE!

This is another get-together class to sit & knit, work on our projects, share information and get some help. We will share techniques, suggest patterns, but mainly we'll sit & knit (or pick). We are discussing trying to do a group project meaning everyone does the same pattern. Each month we will learn a different pattern, make it into a square and eventually put all the squares into one project a bag, scarf, bag, etc.

Block of the Month Club FREE!

First Saturday of the Month, 10:30-11:15. Join at any time. You get a free fat quarter if you come to class with the previous month's completed block.

Toad Toters Club

On full moon days (as noted in the calendar) you will get 20% off all purchases (not otherwise discounted) that you can fit in your bag. You must bring your bag to participate.

Full Moon Days: June 24, July 23, August 27

Discount Policy

We will honor only one discount -- whichever is largest. You can't combine a 10% with a 25% discount to get a 35% discount. On this we can't be bribed.

Color of the Month

June, blue; July Christmas; August blacks

**Normal Shop Hours:
Monday-Saturday 10-6
Sunday 1-5**

Closed first Sunday of month (and some holidays)

Nolting Longarm Machines

Nolting has 5 main machines, each with different reaches: from 17" to 30" depending on the machine. They are sold with or without a frame, but after I saw & helped set up one of the steel frames this week, I recommend buying the frame. All machines, except for the Standard-- the most economical machine-- have a stitch regulator. I recommend a stitch regulator. All machines can be equipped with a computer and there are a couple of different ones to choose from. In addition, you can get an extended table base so that you can use rulers, you can get larger bobbins on some of the models and on the frames you can get hydraulic lifts to raise and lower the tables. In the coming weeks, I will print out more information on each model.

The best entry level machine is the Fun Quilter. It comes in 17", 20" & 23" reach. It comes with the Intellistitch Equalizer stitch regulator, standard speed control, needle up/down, and fixed handles in the front & rear. This machine can also be equipped with a computer.



The Pro Machine has the Intellistitch Turbo stitch regulator, single stitch option, standard speed control, needle up/down and customizable handles in the front & rear. The Pro Machine comes in 20", 24" and 30" reach with 10-12" of inside height. There are easy dials on the front to set stitch length and other options. This machine can also be equipped with a computer.



The NV Machine is the newest in the fleet of Nolting machines. This machine has a touch screen with progra

mmable stitch regulation. You can stitch in 4 different stitch modes plus single stitch and needleup/down. It also has an adjustable brightness LED work light. This machine can also be equipped with a computer.



Nolting also has a commercial machine with the Intellistitch Equalizer stitch regulator, standard speed control, needle up/down, and fixed handles in the front & rear. This machine can also be equipped with a computer.

Join the fun and come feel the difference of quality fabrics.

Happy quilting!

Sincerely, Barbara Boyer
Around the Block
307-433-9555
www.aroundtheblockquilts.com