

## Toad Toter Bags are Back In!

We have a new design and new colors. To be a Toad Toter, you need to purchase a bag for \$30. Then, every full moon, according to my calendar (I move it around occasionally, but just by a day) you can get 20% off anything that isn't already discounted that you can stuff into your bag. (The name for the bag comes from my logo, the Toad in the Puddle block.) Colors include: Lime green, red, purple, pink and teal.

You must bring your bag to participate.

Full Moon Days this summer: July 23, August 27



## Vinyl for making see through bags for Frontier Days.

If you haven't been following the news, Frontier Days has implemented a see through only, specific size (rather small) bag requirement. We thought about having a class to teach you to make a bag, but, honestly, there wasn't much time to get something on the schedule and, to be even more honest, a home made bag is not cheap. You can buy a plastic see-through bag cheaper than you can make one. But....we do have a sample bag, in the correct size, shown with a cross body strap. We have the vinyl in stock and zippers. AND we have Bucking Horse & Rider fabric that can be used as a little trim and shoulder strap. So if you're itching to make your own bag, come in and see what Jean has put together!

July 2, 2021

We are now living in the Jetson's generation.

If you remember the 1962 Jetson's cartoon that was set in 2062, it had

all sorts of cool futuristic things, many of which we are using today, 40 years ahead of schedule. Like video calls we've named Zoom; robotic vacuums we call Roomba; tablet computers we call iPads; Rosie the robotic maid, which are now sold by YellRobot; smart watches which are sold by Apple and Fitbit; drones; holograms or what we call virtual reality goggles; 3-D printed food, which we've got and more; pillcams as in swallow a pill with a camcorder to spy out your digestive tract; jet packs; moving sidewalks; flat screen tvs and, wait for it...

Flying cars! No lie!

Now to be honest, we've had "flying cars" for a while. They're called helicopters. Well, they are a little more than a helicopter, or a little different from a helicopter. They have vertical take offs and vertical landings. But once you're on the ground, that's it. No car transformation. You gotta take an Uber if you want to go anywhere other than the airport.

Until now. The Jetson styled car is called an AirCar and it's made in Slovakia. I had to look it up, too. It's in Europe, not far from Vienna, and it's surrounded by Hungary, Poland, and the Czech Republic. So far the AirCar has flown between 2 airports in Slovakia, then transforms into a car and drives off. The wings and tail tuck in, and in about 3 minutes, voila! you've got a car!

This flying car is relatively small, has a fixed-pitch propeller, which basically means it's fixed in place (don't send letters, I looked it up and it will take way too long to describe, suffice it to say it's a very basic Orville/Wilbur kind of thing), it can fly up to 8200 feet, goes about 105 mph, and can bank and turn, which is always helpful when nearing an airport. It also carries a parachute, just in case.

The designer, Stefan Klein, had been working on this for about 30 years and has logged 40 hours of air time. He's now working on a bigger horsepower engine with a variable-pitch propellor (it can do more things), that can fly 185 mph, travel 600 miles and when it lands it will be street legal, meaning it can legally drive around Europe.

I'm not sure I'm ready for aircars. I'm ready for electric cars, especially that new Ford F-150 all electric truck that can power my house during a snowstorm, cook my breakfast, saw down my dead trees and pull a train with 10 rail cars loaded with 42 F-150s with a combined weight of more than a million pounds.

In other odd and exciting news, a guy (he's a herpetologist, which means he studies lizards) finally found a nest of one of the largest living lizards in the world—a monster that can reach 5 feet in length and weighs -- well, I couldn't find out how much one weighs. I looked at several

different sites and they all gave me length but no weight. I'm betting they weigh a lot.

Anyway, this guy, named Sean Doody, decided to stick his hand down a hole, hoping to find the monitor lizard's eggs. We all know this is not a wise thing to do. But the problem with trying to locate the lizard's eggs was that every time researchers reached into a nest, "They'd get up to their shoulder and hit a dead end," Doody said.

But when Doody reached this inevitable dead end, with about half his body shoved into the tunnel, he decided to switch out his shovel for a spoon and keep digging. I mean, why not? And he found that the lizard had created a kind of back fill. He soon discovered that tunnel began to corkscrew down and down and down, about five feet. His partner, probably the saner of the two, told him, "You know, Sean, reptiles don't dig that deep."

But Sean kept digging. He was 5 feet down, lying flat on the ground with his head and arm buried in the tunnel when he screamed out....  
"EGGS!"

That's not what you expected, was it. I bet you were hoping Doody got eaten by a Godzilla styled lizard. See how you are.

Instead Doody and his team found 10 eggs. Doody thinks that the yellow-spotted goanna buries its eggs so far down in order to survive an 8 month incubation period in Australia, that lasts through the dry season. If the nest is shallower, the eggs could cook - kind like baking cookies or eggs on the hood of a car in Phoenix right about now, or so my niece tells me.

And in case you need something to do this weekend, other than stand in your yard with the water hose in case someone shooting off fireworks lights the prairie on fire, check out Godzilla: King of the Monsters. I haven't seen it but I bet none of the scientists stuck their hand down godzilla's nest to find an egg. Oh wait. I think something like that happened in the original remake remake remake of Godzilla.

And if that's not enough scary to keep you up at night, this might be: the Australian yellow-spotted goanna.



## 2022 Block of the Month from Banyon Batiks

Now taking orders from the Illusions Sampler BOM from Banyon Batiks/Northcott. We still have a few kits available.

We are now taking orders!  
Cost for the top only, without borders, binding and backing: \$300/\$25 mth

With binding, borders and **exclusive backing--only available through the BOM:** \$480/\$40 mth.



In January, the fabric will arrive and we will start cutting the kits. We will provide some support for the blocks, but we won't be actively teaching each block. Stay tuned for more info about that.

## Quilt Challenge winners!

We had two entries in our tulip panel quilt challenge. We have them displayed on the flannel board in the classroom. Both are great, creative quilts and both are quite different from each other. And both have won prizes! I love seeing the creativity displayed when you make a quilt your own.


## Long Arm Classes

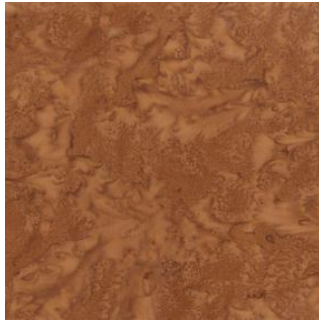
Classes on the long arm will start up in August. I will teach on Wednesdays in the afternoon. Class size will be limited to four and you must be vaccinated and we will still be wearing masks for this class. We just have to get too close to each other for too long of a time period, so out of an abundance of caution, masks will continue to be required. Class fee is \$35.

---

## WHAT'S NEW!!

From Anthology:





From AGF:




From Timeless and Windham:




glow in the dark

From RJR:



From Wilmington:



in strips, 5" & 10" squares




in strips, 5" & 10" squares



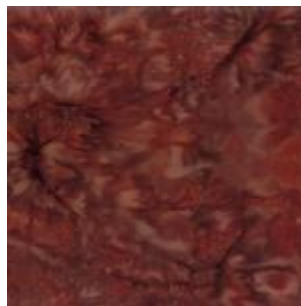

In strips

From Michael Miller:







glow in the dark!

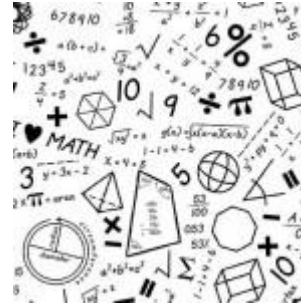
From Hoffman:







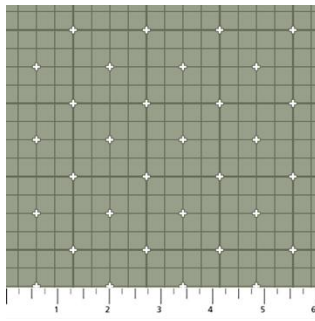









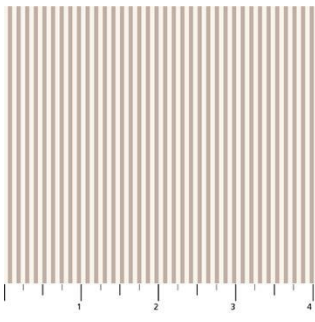
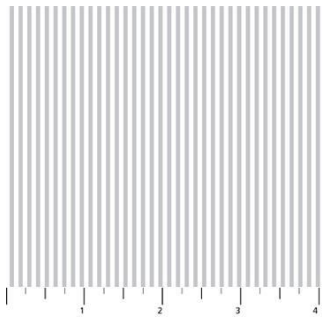


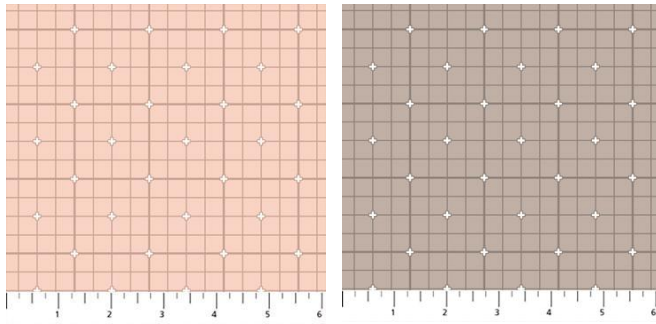
From Michael Miller:



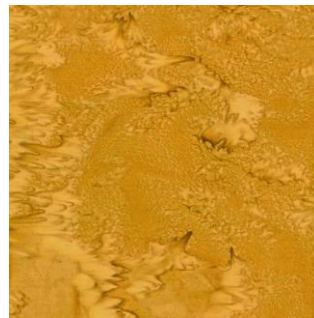


From Northcott/Figo


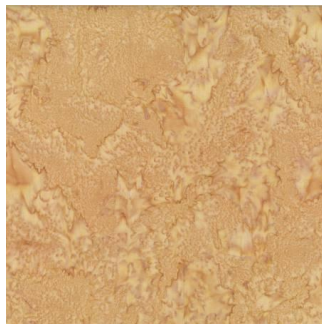





From Hoffman & Riley Blake:



Riley Blake











X-Block Pattern flying Free (the flag above the cutting table) and rulers to go with

Mighty Travel Iron

From Northcott:



shark teeth




From Northcott:

Elk Panel is back in.  
We made 3 kits. When  
we sell out, we will  
start substituting other  
fabrics.

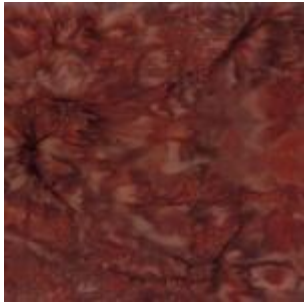
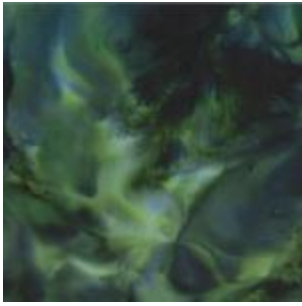


and in overwide--3  
bolts. Great for backs.



From Hoffman:






From Hoffman:



From Henry Glass:





overwide



From Windham



# July 2021

Sunday	Monday	Tuesday	Wednesday	Thursday	Friday	Saturday
Color of the Month: Christmas				1	2	3 <b>BOM 10:30 CLOSE AT 3</b>
4 CLOSED Independence Day	5	6 Hand work Club 2-4	7 Knit Pickers' Club 2-4	8	9	10 Embroidery Club 10-noon Take 5 1-5
11 Beginning Quilting	12	13 Hand work Club 2-4	14	15	16	17 Disappearing Triangles 11-5
18 Beginning Quilting	19	20 Hand work Club 2-4	21 Knit Pickers' Club 2-4	22	23 Full moon	24 Disappearing 9-patch, <u>varieties 11-5</u>
25 Beginning Quilting	26	27 Hand work Club 2-4	28	29	30	31

# August 2021

Sunday	Monday	Tuesday	Wednesday	Thursday	Friday	Saturday
1 Beginning Quilting	2	3	4	5	6	7 BOM 10:30 <u>Hunters</u> Star 1-5
8 Beginning Quilting	9	10 Hand work Club 2-4	11 Knit Pickers' Club 2-4	12	13	14 Embroidery Club 10- noon
15 Machine Applied Binding 1-4	16	17 Hand work Club 2-4	18	19	20	21 Hunters Star 11-5
22 Full moon	23	24 Hand work Club 2-4	25 Knit Pickers' Club 2-4	26	27	28 BQ Quilt 11-5
29	30	31 Hand work Club 2-4	Color of the month: blacks			

Please look on the calendars above for times and dates. Explanations of classes will be out soon--most are self explanatory. NOTE: One Block Wonder Panel class only has 2 more openings.

## Ongoing Classes & Clubs

**Block of the Month** First Sat of month 10:30-11:15 FREE Barb Boyer  
Join at any time. You get a free fat quarter if you come to class with the previous month's completed block. This year the challenge will be houses and seasons. Each row will have houses, trees and other "neighborhood" objects. Each house will have a place for a pieced block. Each "row" will be a season: Spring, Summer, Fall and Winter. We'll also have a quilt store, school, "village" shops, church, outhouse, dog house, barn - as many as I can squeeze in!

**Hand Embroidery Club** 2<sup>nd</sup> Sat. of the month, 10-noon FREE Kathy Sconce  
If you want to learn to hand embroider or just brush up your technique, join us on the second Saturday of the month from 10 to noon. You can work on your own projects or you can join the project we are doing. We will be starting Crabapple Hill's Snow Days. This is an embroidered and pieced block. So we will help you through the piecing, tracing and embroidery.

**Knit Pickers' Club** 2<sup>nd</sup> and 4<sup>th</sup> Wed of each month, 2-5 Carol Moler  
We are changing up the Knit Pickers= Club. We=re going to knit 2 days a month every second and fourth Wednesday, and we=ll start earlier in the day at 2 and go to 5. The Club is open to all skill levels. We want to share what we've learned, find new patterns, and simply just sit and knit. We may work on some felting projects, fingerless mittens, mittens, and socks. By summer, we may extend the knitting time into the evening.

**Hand Sewing Club** every Tuesday afternoon 2-4  
This club is open to everyone. Bring your hand sewing (embroidery, binding, knitting, crochet, etc) and sit & stitch. During covid, we sit 6 feet apart and wear our masks, but at least we can share our projects, get a little stitching done and just enjoy the companionship.

\*\*\*\*\*

### CLUBS

#### **HAND EMBROIDERY CLUB FREE!**

If you want to learn to hand embroider or just brush up your technique, join us on the second Saturday of the month from 10 to noon. You can work on your own projects or you can join the project we are doing.

\*\*\*\*\*

#### **Hand Work Club FREE!**

Every Tuesday afternoon from 2-4, join us to just sit & hand stitch, crochet, bind, or knit group. Bring what you're working on, sit up at the table in front by the window and work on your projects for a while. You can get advice & suggestions

from your fellow quilters and share your experiences about your projects.

\*\*\*\*\*

**Knit Pickers' Club FREE!**

This is another get-together class to sit & knit, work on our projects, share information and get some help. We will share techniques, suggest patterns, but mainly we'll sit & knit (or pick). We are discussing trying to do a group project meaning everyone does the same pattern. Each month we will learn a different pattern, make it into a square and eventually put all the squares into one project Afghan, scarf, bag, etc.

\*\*\*\*\*

**Block of the Month Club FREE!**

First Saturday of the Month, 10:30-11:15. Join at any time. You get a free fat quarter if you come to class with the previous month's completed block.

\*\*\*\*\*

**Toad Toters Club**

On full moon days (as noted in the calendar) you will get 20% off all purchases (not otherwise discounted) that you can fit in your bag. You must bring your bag to participate.

Full Moon Days: June 24, July 23, August 27

Discount Policy

We will honor only one discount -- whichever is largest. You can't combine a 10% with a 25% discount to get a 35% discount. On this we can't be bribed.

**Color of the Month**

June, blue; July Christmas; August blacks

**Normal Shop Hours:  
Monday-Saturday 10-6  
Sunday 1-5  
Closed first Sunday of month (and some holidays)**

**Nolting Longarm Machines**

Nolting has 5 main machines, each with different reaches: from 17" to 30" depending on the machine. They are sold with or without a frame, but after I saw & helped set up one of the steel frames this week, I recommend buying the frame. All machines, except for the Standard--

the most economical machine-- have a stitch regulator. I recommend a stitch regulator. All machines can be equipped with a computer and there are a couple of different ones to choose from. In addition, you can get an extended table base so that you can use rulers, you can get larger bobbins on some of the models and on the frames you can get hydraulic lifts to raise and lower the tables. In the coming weeks, I will print out more information on each model.

The best entry level machine is the Fun Quilter. It comes in 17", 20" & 23" reach. It comes with the Intellistitch Equalizer stitch regulator, standard speed control, needle up/down, and fixed handles in the front & rear. This machine can also be equipped with a computer.



The Pro Machine has the Intellistitch Turbo stitch regulator, single stitch option, standard speed control, needle up/down and customizable handles in the front & rear. The Pro Machine comes in 20", 24" and 30" reach with 10-12" of inside height. There are easy dials on the front to set stitch length and other options. This machine can also be equipped with a computer.



The NV Machine is the newest in the fleet of Nolting machines. This machine has a touch screen with programmable stitch regulation. You can stitch in 4 different stitch modes plus single stitch and needle up/down. It also has an adjustable brightness LED work light. This machine can also be equipped with a computer.



Nolting also has a commercial machine with the Intellistitch Equalizer stitch regulator, standard speed control, needle up/down, and fixed handles in the front & rear. This machine can also be equipped with a computer.

Join the fun and come feel the difference of quality fabrics.

Happy quilting!

Sincerely, Barbara Boyer  
Around the Block  
307-433-9555  
[www.aroundtheblockquilts.com](http://www.aroundtheblockquilts.com)