

Toad Toter Bags are Back In!

We have a new design and new colors. To be a Toad Toter, you need to purchase a bag for \$30. Then, every full moon, according to my calendar (I move it around occasionally, but just by a day) you can get 20% off anything that isn't already discounted that you can stuff into your bag. (The name for the bag comes from my logo, the Toad in the Puddle block.) Colors include: Lime green, red, purple, pink and teal.

You must bring your bag to participate.

Full Moon Days this summer: July 23, August 27



July 16, 2021

The ad said: "Americans don't want to live in these states any more."

I agree whole heartedly. I don't want to live in the Deep State. I don't want to live in a state of anxiety every day. I don't want to live in a state of depression. I don't want to live in a state of confusion. I don't want to live in a New York state of mind, whatever that is (apologies to Billy Joel). Or in a sunset state of mind, thank you very much Instagram and Twitter. I don't want to be told that happiness is a state of mind or that success is a state...

"What are you talking about?" Becca interrupted, coming in from patrolling the perimeter of the front yard. "You sound like you are in a state of disrepair. Or dishevelment, although I'm not sure what that means, but you look like it."

I glared at her. "You're no cupcake, either," I reminded her. "You won't sit still when I cut off your coat with scissors. You look like a patchwork put together dog."

"You should see Cassidy," Becca smirked. "She's blotchy all over. I'm

just a uniform regulation cut red. So what state are you supposed to be in?" she asked. "Wyoming?"

"You're hilarious," I told her. "No. The ad on the internet said that Americans don't want to live in these states any more," I told her.

"You're a moron," Becca said. "They're talking about states, like in the Union. You know Texas, Florida, Arizona, South Dakota, Alaska, O..."

"I get it, I get it. Yeah, I'm not fond of those kind of states, either. They are either too cold, too hot, too wet, too big, too polit..." ... "Careful," Becca warned. "...polite..." ... "Yeah, right," Becca smirked. "Nice save." "...too many bugs, too many trees, too many people."

"So what's really going on?" Becca asked.

"Well the house is a little empty because..." ... "You've got two dogs and two kittens who have taken over everything. This house is not empty," she said.

"Quit interrupting," I grumped. "My niece left on Saturday and the house is a little empty."

"She was a good back scratcher," Becca admitted. "But you know, happiness is just a state of mind. You are your state of mind. Success is a state of mind. Your state of mind is everything."

"You're talking in Twitter cliches."

"Think positive," she advised.

"I'm positive you're speaking in cliches."

"Okay, how about this. Remember something fun. That always perks me up."

"You can't remember anything from meal to meal," I told her.

"Food, yeah, see I'm happy all ready," and she proved it by grinning/smirking.

"Okay. We both had to work a lot, so we didn't have time to ..." ...
"Think positive," Becca reminded me.

"Well, she taught me how to navigate around my new tv with its built in apps. We watched some fun series and movies."

"That's good. What else?"

"Well, she helped me hang stuff on my walls, pictures of the family and other odds & ends. We took a road trip to Mt. Rushmore and rode on a train. And she chopped down all sorts of branches in the yard, getting rid of dead stuff and making room for my car to go by the lilacs without getting scratched."

"Good. Good. Didn't she also mow the pasture?" Becca said. "I'm just glad you didn't let her in our part of the yard. She probably would have run over our dog houses..." ... "Not that you use them" ... "and demolished the deck."

Becca's right about that. I did show her how to ride the riding lawn mower. We wanted to get video of her riding around so she could show her nieces (my grand nieces) that she can be a country farmer.

So when you're teaching someone to use a riding lawn mower it's important that you explain how to control the speed. It's also important to tell them how to stop. Kinda like giddyap and woah on a horse.

Now speed and stopping are controlled with the same lever. But you can also stop by lifting your butt off the seat, which kills the power, or by engaging the clutch. I explained that part. But as I was explaining how to make the mower go, she just pushed the speed lever all the way forward and took off like a shot. Fortunately, where she was mowing there weren't a lot of holes - I had sense enough to let her loose on a fairly level pasture area.

The good news is the pasture got mowed very quickly. The other good news ... she ran out of gas before she had to figure out how to stop.

"Okay, see, you're smiling already," Becca said. "That was a good story. Now it's time for a sunset kind of mind. Sit out on the deck, watch the sun go down...."

"In a flame of red because of all the wild fires."

"Think positive."

"I am positive."

2022 Block of the Month from Banyon Batiks

Now taking orders from the Illusions Sampler BOM from Banyon Batiks/Northcott. We still have a few kits available.

We are now taking orders!
Cost for the top only, without borders, binding and backing: \$300/\$25 mth

With binding, borders and **exclusive backing--only available through the BOM:** \$480/\$40 mth.



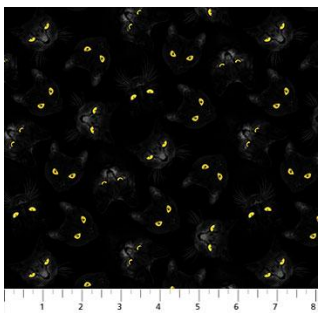


In January, the fabric will arrive and we will start cutting the kits. We will provide some support for the blocks, but we won't be actively teaching each block. Stay tuned for more info about that.

Long Arm Classes

Classes on the long arm will start up in August. I will teach on Wednesdays in the afternoon. Class size will be limited to four and you must be vaccinated and we will still be wearing masks for this class. We just have to get too close to each other for too long of a time period, so out of an abundance of caution, masks will continue to be required. Class fee is \$35.

WHAT'S NEW!!

From Northcott:

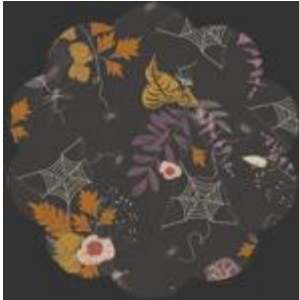


cat's eyes

From Anthology:



From AGF:



From Timeless and Windham:




glow in the dark

From RJR:



From Wilmington:




in strips, 5" & 10"
squares

in strips, 5" & 10"
squares

In strips


From Michael Miller:








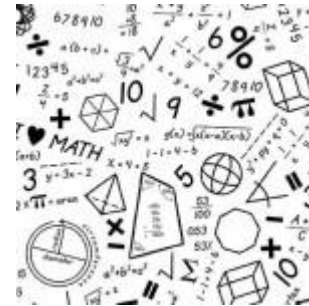
glow in the dark!



From Hoffman:




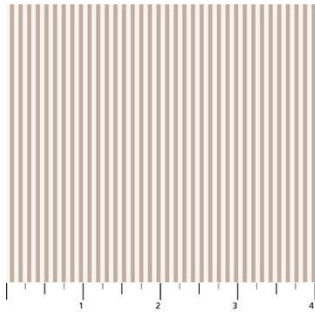
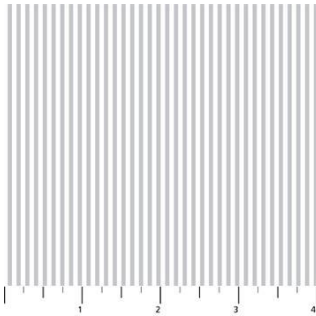



From Michael Miller:








From Northcott/Figo








From Northcott:



shark teeth



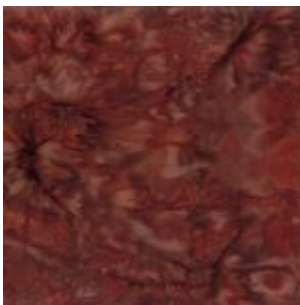
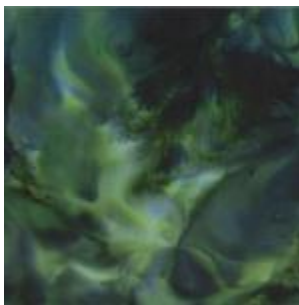
From Northcott:
Elk Panel is back in.
We made 3 kits. When
we sell out, we will
start substituting other
fabrics.



and in overwide--3
bolts. Great for backs.




From Hoffman:



From Hoffman:



From Henry Glass:



overwide



From Windham

July 2021

Sunday	Monday	Tuesday	Wednesday	Thursday	Friday	Saturday
Color of the Month: Christmas				1	2	3 BOM 10:30 CLOSE AT 3
4 CLOSED Independence Day	5	6 Hand work Club 2-4	7 Knit Pickers' Club 2-4	8	9	10 Embroidery Club 10-noon Take 5 1-5
11 Beginning Quilting	12	13 Hand work Club 2-4	14	15	16	17 Disappearing Triangles 11-5
18 Beginning Quilting	19	20 Hand work Club 2-4	21 Knit Pickers' Club 2-4	22	23 Full moon	24 Disappearing 9-patch, varieties <u>11-5</u>
25 Beginning Quilting	26	27 Hand work Club 2-4	28	29	30	31

August 2021

Sunday	Monday	Tuesday	Wednesday	Thursday	Friday	Saturday
1 Beginning Quilting	2	3	4	5	6	7 BOM <u>10:30</u> <u>Hunters</u> Star 1-5
8 Beginning Quilting	9	10 Hand work Club 2-4	11 Knit Pickers' Club 2-4	12	13	14 Embroidery Club 10- noon
15 Machine Applied Binding 1-4	16	17 Hand work Club 2-4	18	19	20	21 Hunters Star 11-5
22 Full moon	23	24 Hand work Club 2-4	25 Knit Pickers' Club 2-4	26	27	28 BQ Quilt 11-5
29	30	31 Hand work Club 2-4	Color of the month: blacks			

Please look on the calendars above for times and dates. Explanations of classes will be out soon--most are self explanatory. NOTE: One Block Wonder Panel class only has 2 more openings.

Ongoing Classes & Clubs

Block of the Month First Sat of month 10:30-11:15 FREE Barb Boyer

Join at any time. You get a free fat quarter if you come to class with the previous month's completed block. This year the challenge will be houses and seasons. Each row will have houses, trees and other "neighborhood" objects. Each house will have a place for a pieced block. Each "row" will be a season: Spring, Summer, Fall and Winter. We'll also have a quilt store, school, "village" shops, church, outhouse, dog house, barn - as many as I can squeeze in!

Hand Embroidery Club 2nd Sat. of the month, 10-noon FREE Kathy Sconce

If you want to learn to hand embroider or just brush up your technique, join us on the second Saturday of the month from 10 to noon. You can work on your own projects or you can join the project we are doing. We will be starting Crabapple Hill's Snow Days. This is an embroidered and pieced block. So we will help you through the piecing, tracing and embroidery.

Knit Pickers' Club 2nd and 4th Wed of each month, 2-5 Carol Moler

We are changing up the Knit Pickers= Club. We're going to knit 2 days a month every second and fourth Wednesday, and we'll start earlier in the day at 2 and go to 5. The Club is open to all skill levels. We want to share what we've learned, find new patterns, and simply just sit and knit. We may work on some felting projects, fingerless mittens, mittens, and socks. By summer, we may extend the knitting time into the evening.

Hand Sewing Club every Tuesday afternoon 2-4

This club is open to everyone. Bring your hand sewing (embroidery, binding, knitting, crochet, etc) and sit & stitch. During covid, we sit 6 feet apart and wear our masks, but at least we can share our projects, get a little stitching done and just enjoy the companionship.

CLUBS

HAND EMBROIDERY CLUB FREE!

If you want to learn to hand embroider or just brush up your technique, join us on the second Saturday of the month from 10 to noon. You can work on your own projects or you can join the project we are doing.

Hand Work Club FREE!

Every Tuesday afternoon from 2-4, join us to just sit & hand stitch, crochet, bind, or knit group. Bring what you're working on, sit up at the table in front by the window and work on your projects for a while. You can get advice & suggestions from your fellow quilters and share your experiences about your projects.

Knit Pickers' Club FREE!

This is another get-together class to sit & knit, work on our projects, share information and get some help. We will share techniques, suggest patterns, but mainly we'll sit & knit (or pick). We are discussing trying to do a group project meaning everyone does the same pattern. Each month we will learn a different pattern, make it into a square and eventually put all the squares into one project. Afghan, scarf, bag, etc.

Block of the Month Club FREE!

First Saturday of the Month, 10:30-11:15. Join at any time. You get a free fat quarter if you come to class with the previous month's completed block.

Toad Toters Club

On full moon days (as noted in the calendar) you will get 20% off all purchases (not otherwise discounted) that you can fit in your bag. You must bring your bag to participate.

Full Moon Days: June 24, July 23, August 27

Discount Policy

We will honor only one discount -- whichever is largest. You can't combine a 10% with a 25% discount to get a 35% discount. On this we can't be bribed.

Color of the Month

June, blue; July Christmas; August blacks

Normal Shop Hours:
Monday-Saturday 10-6
Sunday 1-5
Closed first Sunday of month (and some holidays)

Nolting Longarm Machines

Nolting has 5 main machines, each with different reaches: from 17" to 30" depending on the machine. They are sold with or without a frame, but after I saw & helped set up one of the steel frames this week, I recommend buying the frame. All machines, except for the Standard-- the most economical machine-- have a stitch regulator. I recommend a

stitch regulator. All machines can be equipped with a computer and there are a couple of different ones to choose from. In addition, you can get an extended table base so that you can use rulers, you can get larger bobbins on some of the models and on the frames you can get hydraulic lifts to raise and lower the tables. In the coming weeks, I will print out more information on each model.

The best entry level machine is the Fun Quilter. It comes in 17", 20" & 23" reach. It comes with the Intellistitch Equalizer stitch regulator, standard speed control, needle up/down, and fixed handles in the front & rear. This machine can also be equipped with a computer.



The Pro Machine has the Intellistitch Turbo stitch regulator, single stitch option, standard speed control, needle up/down and customizable handles in the front & rear. The Pro Machine comes in 20", 24" and 30" reach with 10-12" of inside height. There are easy dials on the front to set stitch length and other options. This machine can also be equipped with a computer.



The NV Machine is the newest in the fleet of Nolting machines. This machine has a touch screen with programmable stitch regulation. You can stitch in 4 different stitch modes plus single stitch and needle up/down. It also has an adjustable brightness LED work light. This machine can also be equipped with a computer.



Nolting also has a commercial machine with the Intellistitch Equalizer stitch regulator, standard speed control, needle up/down, and fixed handles in the front & rear. This machine can also be equipped with a computer.

Join the fun and come feel the difference of quality fabrics.

Happy quilting!

Sincerely, Barbara Boyer
Around the Block
307-433-9555
www.aroundtheblockquilts.com