



# Around the Block

## QUILT SHOP

February 5, 2021

"We're talking Super Bowl!" Becca hollered. Becca is my mini Australian Shepherd. She gets mixed up a lot about a lot of stuff. I think this is one of those times.

"How big is it?" she asked, tongue hanging out. "I want a bigger bowl than Cassidy."

"Becca, it's not that kinda of bowl. It's the Super Bowl, the final game of the NFL-AFL season. The championship football game."

"Why would anyone want to play ball with their feet. Actually, isn't that called soccer?" Now she was just deliberately dense. She knows better.

"They call soccer football in England and we call soccer soccer in America," I said.

"What do they call football in England?" Becca asked.

"You mean soccer?" I said. "They don't play football."

"I feel like I'm in an Abbot and Costello routine," she said. "Who's on first?"

"We're not talking about baseball," I told her. "We're talking about the Super Bowl. Did you know that the first game was played in January 1967? The NFL started up in 1920 and while other leagues formed to challenge it, it wasn't until the AFL started in 1960 that there was any serious competition. The two leagues decided to merge and hold a championship game."

"So?"

"So? Do you know why the word 'bowl' is used for these kind of championship games?" Becca looked bored. "Well, I'll tell you anyway. The original bowl game was the Tournament East-West football game held after the Tournament of Roses Parade. When the new stadium, which was shaped like a bowl and called the Rose Bowl, was built in 1923, the championship game was held there and ever after

championship games got dubbed 'bowls.' Cool, huh?"

Becca continued to look bored.

"Well the word super got attached to the NFL/AFL final matchup by Lamar Hunt, owner of the AFL's Kansas City Chiefs in 1966, when he was discussing the upcoming 1967 championship game. Apparently other names were suggested, like the Merger Bowl and The Game. But Super Bowl stuck. And now it's basically trademarked and no one else can use that phrase without permission."

"So now you're going to get sued over me asking you about the super bowl you're getting for me?"

"Why exactly do you want a super bowl?" I asked, diverting her into a different topic.

"Well, I hear that there is great food served during all the parties of people who gather together to watch this amazing event," she said. "I mean, not this year, because the Broncos aren't playing, but in other years." Becca gets things mixed up, but she's deliberately baiting me and I won't fall for that.

"Well, you're right about food. It's the second largest food eating day, second only to Thanksgiving."

"So we're having turkey?"

Sigh. "Not that kind of food. More like finger food."

"Next you'll be telling me we're having hot dogs for dinner."

"Actually....that was my plan."

"Okay, you get hot dogs and I'll get fingers. Sounds about right."

"Okay, then. Who's on first."

"What?" Becca asked.

"What's on second."

"I don't know," she replied.

"Third base!" we said together. Becca grinned and trotted outside. Sometimes she's not a bad companion.

## Call for Quilts

The Blankets for Laramie County Kids needs quilts! It is looking for large (54 X 60) and medium (48 X 60) quilts. These can be completed quilts, quilts that just need binding, or tops.

After being shuttered for awhile because of covid, the group is getting revved up again and needs our help.

All quilts can be dropped off at the store. So while you are doing (and I know you are still cleaning out the house, because, let's face it, what else is there to do still) find all of those half finished projects that you know you won't finish and collect all of those the finished quilts that haven't yet found a home and bring to the shop to donate to Blankets for Laramie County Kids!

## Quilt Challenge!

In the current edition of Fons & Porter is a quilt pattern called Corinthian Stars. It calls for just two fabrics: a background and an ombre.

Jean and I are issuing a challenge to everyone: Get a copy of the magazine at Barnes & Noble, local grocery store or wherever quilt magazines are sold. Then, find your 2 fabrics: You don't have to work with an ombre, but the stars are made from the ombre, which provides a cascading effect of different colors for the stars. The challenge is in the placement of the fabric to create the best looking stars.

Now, you don't have much time for this challenge. You have until March 6, during the Free Block of the Month Class, to submit your quilt. We will then display the quilts in the store and over the next 3 weeks, everyone can vote on their favorite quilt.

Did I mention prizes? For everyone who turns in a quilt, **made with fabric purchased from the store for this purpose**, you will get a \$25 gift certificate. In addition, **all** quilts submitted for the contest (regardless of where or when you bought your fabric) will be eligible for the Viewer's Choice Prize! (Okay, this prize will be announced later. Jean & I just dreamed up this contest, and I want to contact some of my fabric companies to see if they might contribute to this little venture. If not, I'll come up with the prize.)

My quilt is sewn, except for border. Jean's, of course, is done. So we have our examples at the shop. Join the fun! Get a great quilt! Use interesting fabric!

## Nebula!


**Another quilt from Jaybird Quilts & rulers.**

This is a month by month quilt along, with videos showing how to do all the blocks. Journey2Nebula on YouTube.

What we are going to do at the shop is 1) provide the pattern, 2) provide the rulers, 3) help you with your fabric selection if you need it, and 4) provide in person help as needed.

Right now, I am not teaching this class, because you can get all of your help on line. However, this summer we will put this quilt on the schedule for a 3-session class: Once you learn how to use the rulers, putting the blocks together is a breeze.

For those of you who have made Park Bench and Gravity, this quilt is similar in construction. You have the rulers, all you need is the pattern!




---

## WHAT'S NEW!!


From M & S Textiles:









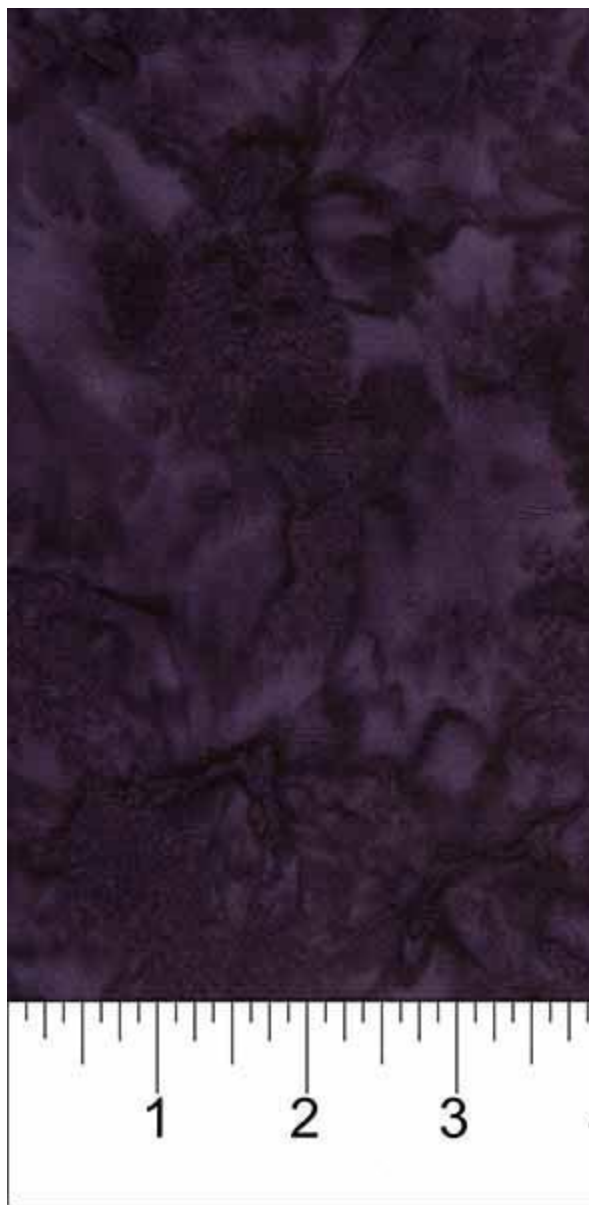







From Northcott:









From Moda:












From Northcott:



From Moda:







From Benartex:





It is in now!



From Windham:



My apologies: This was the fabric we got in.




map of london



From Figo:

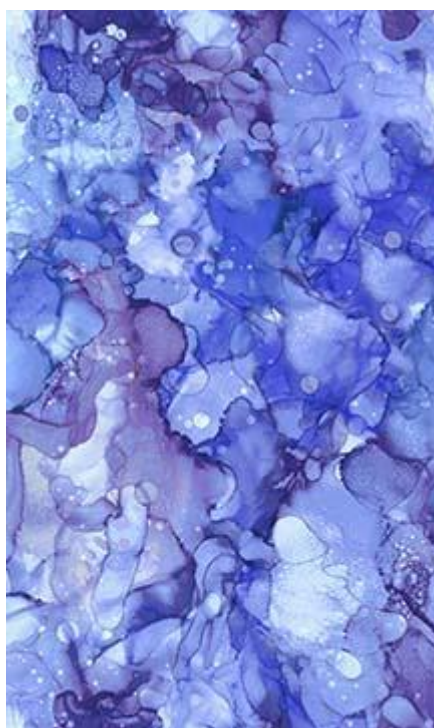





These are linen/cotton



From Northcott:



1 2 3 4 5 6 7 8 9 10 11 12 13 14

1 2 3 4 5 6 7 8 9 10 11 12 13 14

1 2 3 4 5 6 7 8 9 10 11 12 13 14

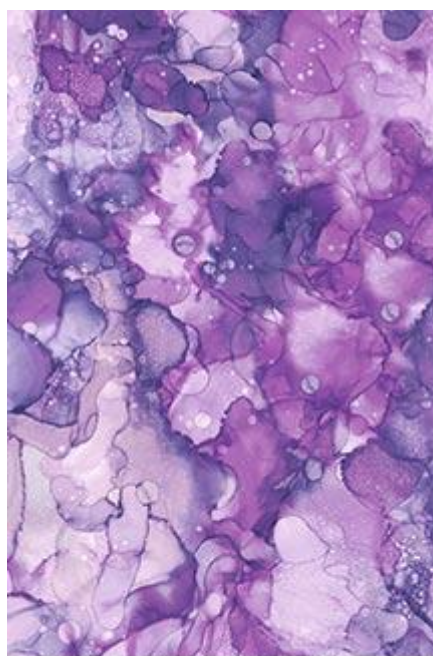




1 2 3 4 5 6 7 8 9 10 11 12 13 14



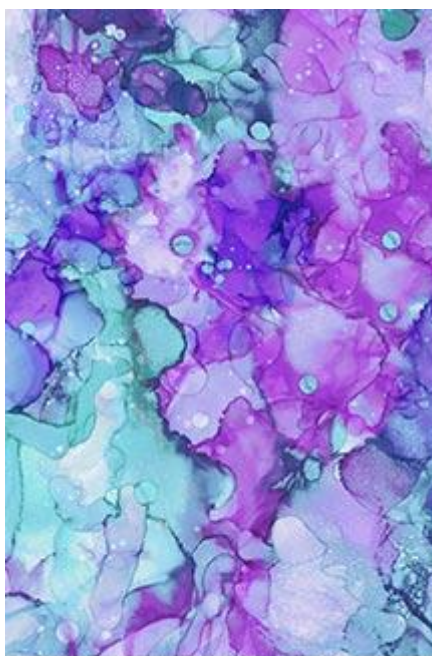
1 2 3 4 5 6 7 8 9 10 11 12 13 14



1 2 3 4 5 6 7 8 9 10 11 12 13 14



1 2 3 4 5 6 7 8 9 10 11 12 13 14



1 2 3 4 5 6 7 8 9 10 11 12 13 14




1 2 3 4 5 6 7 8 9 10 11 12 13 14





1 2 3 4 5 6 7 8 9 10 11 12 13 14



1 2 3 4 5 6 7 8 9 10 11 12 13 14



1 2 3 4 5 6 7 8 9 10 11 12 13 14



1 2 3 4 5 6 7 8 9 10 11 12 13 14



1 2 3 4 5 6 7 8 9 10 11 12 13 14



1 2 3 4 5 6 7 8 9 10 11 12 13 14






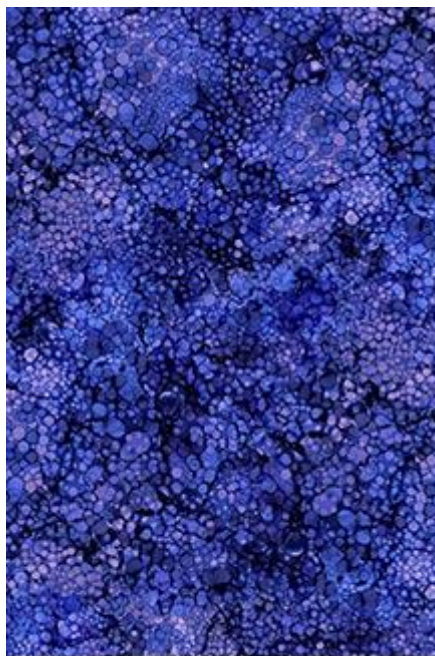
1 2 3 4 5 6 7 8 9 10 11 12 13 14



1 2 3 4 5 6 7 8 9 10 11 12 13 14



1 2 3 4 5 6 7 8 9 10 11 12 13 14



1 2 3 4 5 6 7 8 9 10 11 12 13 14

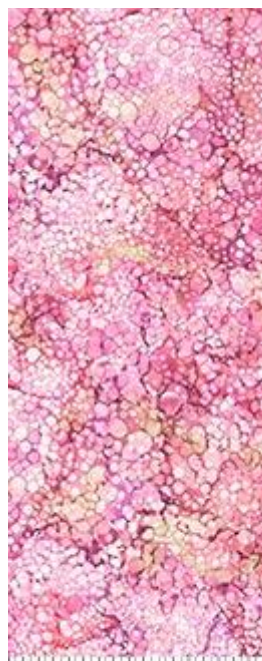


1 2 3 4 5 6 7 8 9 10 11 12 13 14



1 2 3 4 5 6 7 8 9 10 11 12 13 14











pattern



pattern--we have 4 kits for this pattern: everything except the borders--you get to choose what you like.

From Northcott/Figo:





From Benartex:



This should be here next week.

From RJR & Riley Blake:








From Northcott:



44/45" and 108"



From Tula Pink:







wideback



One Daybreak kit



10" squares & fat  
quarter bundles, limited  
supplies

# February

2021

Sunday	Monday	Tuesday	Wednesday	Thursday	Friday	Saturday
	1	2 <b>Hand work Club 2- 4</b>	3	4 <b>Long Arm Rental Day</b>	5	6 <b>BOM 10:30</b> Circles 1-4
7 <b>Beginning Quilt 1-4</b>	8	9 <b>Hand work Club 2- 4</b>	10 <b>Knit Pickers' Club 2-4</b>	11 <b>Long Arm Rental Day</b>	12	13 <b>Embroidery Club 10- noon</b> Circles 1-4
14 <b>Beginning Quilt 1-4</b>	15 Presidents' Day Crazy 2-fer Quilt 1- 4	16 <b>Hand work Club 2- 4</b>	17	18 <b>Long Arm Rental Day</b>	19	20 <b>Bumblebee Blossoms 1- 4</b>
21 <b>Beginning Quilt 1-4</b>	22	23 <b>Hand work Club 2- 4</b>	24 <b>Knit Pickers' Club 2-4</b>	25 <b>Long Arm Rental Day</b>	26	27 <b>Charm meeting 10:30-11:30</b> <b>Bumblebee Blossoms 1- 4</b> <b>Full moon</b>
28 <b>Beginning Quilt 1-4</b>	<b>Color of the month: red</b>					

# March

2021

Sunday	Monday	Tuesday	Wednesday	Thursday	Friday	Saturday
	1	2 <b>Hand work Club 2- 4</b>	3 Dinosaur with Teeth Quilt 1-4	4 <b>Long Arm Rental Day</b>	5	6 <b>BOM 10:30</b> Bear Paw 1-4
7 Beginning Quilt 1-4	8	9 <b>Hand work Club 2- 4</b>	10 <b>Knit Pickers' Club 2-4</b>	11 <b>Long Arm Rental Day</b>	12	13 Embroidery Club 10- noon Bear Paw 1-4
14 Beginning Quilt 1-4	15	16 <b>Hand work Club 2- 4</b>	17	18 <b>Long Arm Rental Day</b>	19	20 Tiger Tiger 1- 4 National Quilt Day
21 Beginning Quilt 1-4	22	23 <b>Hand work Club 2- 4</b>	24 <b>Knit Pickers' Club 2-4</b>	25 <b>Long Arm Rental Day</b>	26	27 Charm meeting 10:30-11:30 Tiger Tiger 1- 4
28 Beginning Quilt 1-4 <b>Full moon</b>	29	30 <b>Hand work Club 2- 4</b>	31 Designing with panels 1-4	<b>Color of the month: green</b>		

April

2021

Sunday	Monday	Tuesday	Wednesday	Thursday	Friday	Saturday
				1 <b>Long Arm Rental Day</b>	2	3 <b>BOM 10:30</b> Pumpkins 1-4
4 CLOSED Easter	5	6 <b>Hand work Club 2-4</b>	7	8 <b>Long Arm Rental Day</b>	9	10 Embroidery Club 10-noon Pumpkins 1-4
11	12	13 <b>Hand work Club 2-4</b>	14 <b>Knit Pickers' Club 2-4</b>	15 <b>Long Arm Rental Day</b>	16	17 Attic Window using a Panel 1-4
18	19	20 <b>Hand work Club 2-4</b>	21	22 <b>Long Arm Rental Day</b>	23	24 Charm meeting 10:30-11:30 Thanksgiving Quilt 1-4
25	26 <b>Full moon</b>	27 <b>Hand work Club 2-4</b>	28 <b>Knit Pickers' Club 2-4</b>	29 <b>Long Arm Rental Day</b>	30	<b>Color of the month: yellow</b>

May

2021

Sunday	Monday	Tuesday	Wednesday	Thursday	Friday	Saturday
						1 <b>BOM</b> <b>10:30</b> Lone Star 1-4
2 CLOSED	3	4 <b>Hand work Club 2- 4</b>	5	6 <b>Long Arm Rental Day</b>	7	8 Embroidery Club 10- noon Lone Star 1-4
9 Moms' Day	10	11 <b>Hand work Club 2- 4</b>	12 <b>Knit Pickers' Club 2-4</b>	13 <b>Long Arm Rental Day</b>	14	15 Lone Star 1-4
16	17	18 <b>Hand work Club 2- 4</b>	19	20 <b>Long Arm Rental Day</b>	21	22
23	24	25 <b>Hand work Club 2- 4</b>	26 <b>Knit Pickers' Club 2-4 Full moon</b>	27 <b>Long Arm Rental Day</b>	28	29 Charm meeting 10:30-11:30
30	31 Memorial Day	<b>Color of the month: whites</b>				

Please look on the calendars above for times and dates.

#### Ongoing Classes & Clubs

**Block of the Month** First Sat of month 10:30-11:15 FREE Barb Boyer

**Note: January class will be held on the second Saturday**

Join at any time. You get a free fat quarter if you come to class with the previous month's completed block. This year the challenge will be house

s and seasons. Each row will have houses, trees and other "neighborhood" objects. Each house will have a place for a pieced block. Each "row" will be a season: Spring, Summer, Fall and Winter. We'll also have a quilt store, school, "village" shops, church, outhouse, dog house, barn - as many as I can squeeze in!

**Hand Embroidery Club** 2<sup>nd</sup> Sat. of the month, 10-noon FREE Kathy Sconce

**Note: January class will be held on the third Saturday**

If you want to learn to hand embroider or just brush up your technique, join us on the second Saturday of the month from 10 to noon. You can work on your own projects or you can join the project we are doing. We will be starting Crabapple Hill's Snow Days. This is an embroidered and pieced block. So we will help you through the piecing, tracing and embroidery.

**Knit Pickers' Club** 2<sup>nd</sup> and 4<sup>th</sup> Wed of each month, 2-5 Carol Moler

We are changing up the Knit Pickers= Club. We=re going to knit 2 days a month every second and fourth Wednesday, and we=ll start earlier in the day at 2 and go to 5. The Club is open to all skill levels. We want to share what we've learned, find new patterns, and simply just sit and knit. We may work on some felting projects, fingerless mittens, mittens, and socks. By summer, we may extend the knitting time into the evening.

**Hand Sewing Club** every Tuesday afternoon 2-4

This club is open to everyone. Bring your hand sewing (embroidery, binding, knitting, crochet, etc) and sit & stitch. During covid, we sit 6 feet apart and wear our masks, but at least we can share our projects, get a little stitching done and just enjoy the companionship.

**Other Classes**

TBA Our schedule is limited this spring because of the pandemic. Face masks will be required in class and space will be limited. Classes will not run through lunch, so no eating (snacking & water okay, but no lunching). Bathrooms may or may not be available, but there are facilities within walking distance.

Please check the calendar regularly because we will swap out classes as needed and add others as we get back to more normal times. Machine quilting, machine applique, long arm classes, hand quilting and hand applique will also be coming back-I'm hoping by summer!

We may also teach the Elk Quilt, once the fabric comes back in sometime in April. And we're (meaning mainly Jean) are always sewing on new things, so those quilts may also be added to the schedule.

**Charm Quilts, last Saturday of each month (discussion, no sewing) Jan 30 10-noon, then on the other class dates from 10:30-11:30 \$20 Barb Boyer**



*Beth Donaldson*

# CHAIN QUILT

*Or too much fun  
stack of squares  
one template*

