



## **Cheyenne Heritage Quilt Show**

August 12-14  
First United Methodist Church  
108 E 18th St

**Free admission**

### **Hours**

Thurs 3-7  
Fri 10-6  
Sat 10-3

Vendors all three days. Demos on Saturday from 10:30-12:30. Make & Take activities all 3 days.

Check [chquilters.org](http://chquilters.org) for the most up to date info on the show.

August 6, 2021

It seems that every time when I drive to Omaha to visit my brother, I have trouble making gas stations work. I've been known to try up to four stations before I can get the machines to give me gas.

This year was no exception. The first place I tried was my usual station. No gas. Well, it was Frontier Days after all. And then I panicked because if that gas station hadn't planned well, what about the others. And I was on empty. So I drove to the corner station on Yellowstone, and while it had gas, I couldn't make it work. It kept telling me it didn't like my card & to see the cashier. I don't think I was pushing the right buttons. And I never go in to chat with cashier; I go find a better station. So I went down the road to the next station....which was out of gas. Now on this part of the trip I am passing by both my breakfast supplier, McD's, and my tire shop. Just kept that tidbit

in mind.

So I decide I can get breakfast and gas if I head out of town going south to I-70. As I approached the interstate, I remember the little gas station right by the exit. Fourth try was a charm. So now it's time for breakfast.

Now I had decided to boycott the McD's on Yellowstone because they jacked their prices up during Frontier days by 30 or 40 cents. I let the manager there have a piece of my mind, let me tell you. Okay, I just tsked tsked him and told him that his policy was deplorable and I wouldn't be back.

But I figured the one out of town wouldn't do that. Sigh. So after getting my more expensive breakfast I noticed that my tire light was on. Actually it had come on the night before right after I got my car washed. I just hadn't noticed it again until now.

So I had a choice, actually several choices: I could ignore the light and drive to Omaha. I quickly decided that was a stupid idea, mainly because the last time I ignored something (actually I never saw the pool of oil underneath my car when I left my brother's garage) it resulted in a sleep over in North Platte and a new car. Or I could drive back into town to my tire shop, or find one closer.

So I made the sensible choice: Back to town.

With air in my tires and a song in my heart - okay, too poetic? With air in my tires and The Stand by Steven King playing on Libby, through my phone (I'll get back to that in a minute) I'm on the road. I almost made it all the way to Omaha, but the back tracking in Cheyenne ate up enough gas that I had to stop & fill up, just in case.

Omaha was great, as always. Not scorching hot or dripping wet with humidity. I lucked out. The big draw of going to Omaha, apart from seeing my brother and my singing friend Heidi, was TOMATOES! Nebraska knows how to grow tomatoes. And corn. And watermelon. And cucumbers. I was in heaven.

Going home I only had to fill up in Fremont (I took the scenic route, looking for roadside stands), turn on Steven King and in about 10 hours (remember, I took the scenic route) I was home.

Note on Steven King and The Stand: There are two things wrong about listening to the Stand on a drive across Nebraska: First the story is about a virus that gets away from a military facility and kills 90% of the people, dogs and horses that it encounters. Part of the story is set in Nebraska. As I stopped for food or gas in Nebraska, I wore a mask because of our virus. So perhaps not the best book to listen to. I will also note that this book is really really long. I think 67 hours long. That's a long book. I'm finally half way through and have just now figured out why the book is titled The Stand.

And the second thing wrong with listening to The Stand using a phone and the library app Libby is that it gets costly. I ran out of data for the month about 45 minutes from home and I have about 30 hours of listening to go. At \$15 per overage it would have been cheaper to buy the book than to rent it free from the library. I think I'll go back to listening to CDs in the car.

Note to everyone who wants to explain to me how to make this work better: Yes, I know it won't cost if I use wifi, and no I don't want to pay for a hot spot, even if that would work on the road, and no I don't want to pay for a more expensive data plan, although I am going to look into better rates. But I just don't want to pay that much for a phone and I already pay that much for a phone. I don't need to pay more.

But we need to close on a more positive note: Did you know that the iceberg wall in the Titanic Museum in Pigeon Forge collapsed, injuring 3 people? I think there's a joke in here somewhere... (I hope they're all right, although the owners of the museum didn't know when they were questioned by the press.)


## **Long Arm Classes**

Classes on the long arm will start up in August. I will teach on Wednesdays in the afternoon. Class size will be limited to four and you must be vaccinated and we will still be wearing masks for this class. We just have to get too close to each other for too long of a time period, so out of an abundance of caution, masks will continue to be required. Class fee is \$35.

---

## WHAT'S NEW!!

From Dashwood Studios:

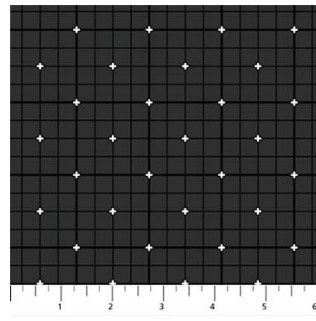


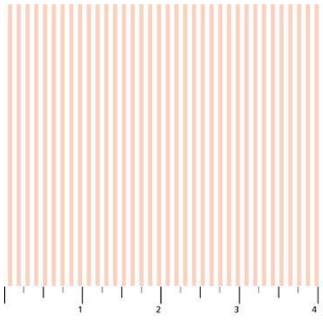
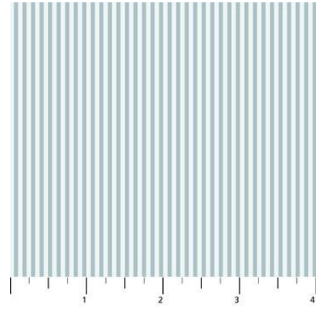
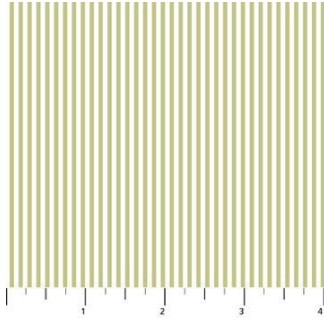
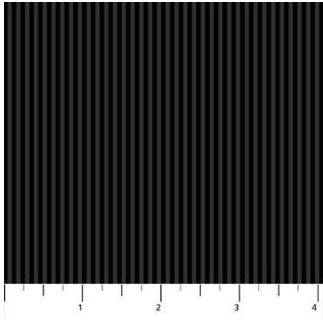


From Hoffman:

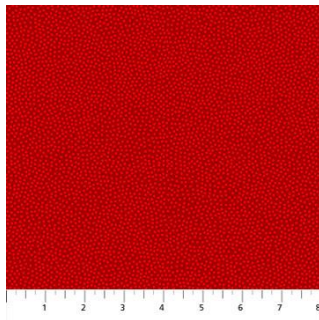
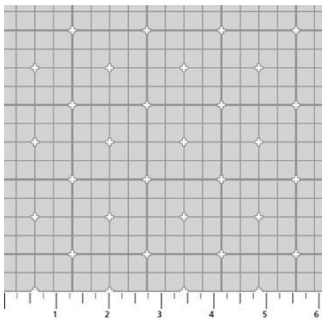
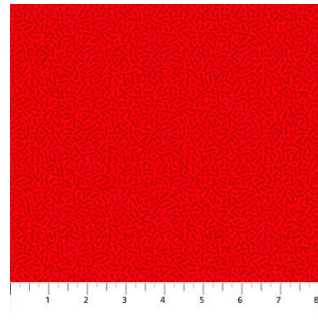
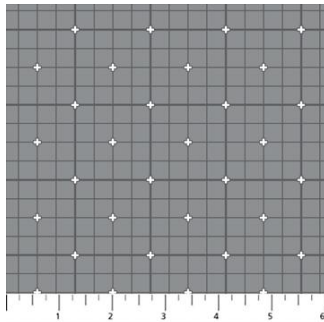
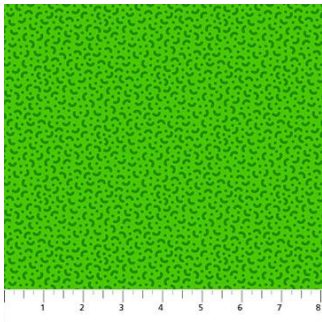




From Figo (Northcott):










From Hoffman:



From Art Gallery:



From Robert Kaufman:











From Riley Blake:



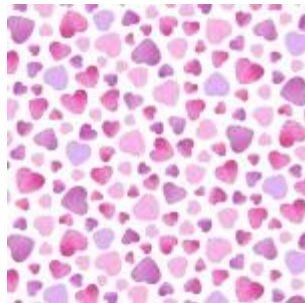




From Timeless Treasures:

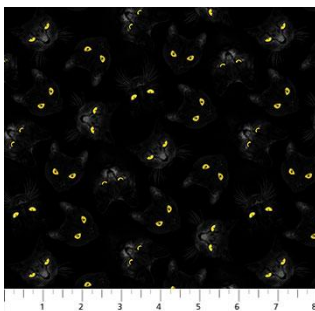




From Michael Miller:



From Northcott:

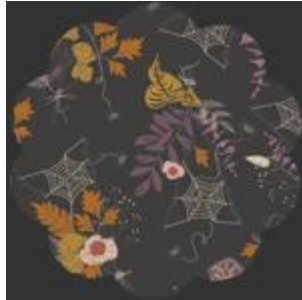






cat's eyes

From AGF:






From Timeless and Windham:



glow in the dark

From Wilmington:






in strips, 5" & 10"  
squares




in strips, 5" & 10"  
squares




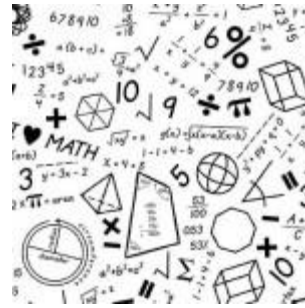
In strips

From Michael Miller:




glow in the dark!

From Michael Miller:







# August

Sunday	Monday	Tuesday	Wednesday	Thursday	Friday	Saturday
1 <b>Closed</b>	2	3	4	5	6	7 <b>BOM 10:30 Hunters Star 1-5</b>
8 Beginning Quilting	9	10 <b>Hand work Club 2-4</b>	11 <b>Knit Pickers' Club 2-4</b>	12 Quilt show	13 Quilt show	14 <b>Embroidery Club 10- noon Quilt Show</b>
15 Beginning Quilting	16	17 <b>Hand work Club 2-4</b>	18	19	20	21 <b>Hunters Star 11-5</b>
22 <b>Full moon</b> Machine Applied Binding 1-4	23	24 <b>Hand work Club 2-4</b>	25 <b>Knit Pickers' Club 2-4</b>	26	27	28 BQ Quilt 11-5
29	30	31  <b>Hand work Club 2-4</b>	<b>Color of the month: blacks</b>			

Please look on the calendars above for times and dates. Explanations of classes will be out soon--most are self explanatory. NOTE: One Block Wonder Panel class only has 2 more openings.

## Ongoing Classes & Clubs

**Block of the Month** First Sat of month 10:30-11:15 FREE Barb Boyer  
Join at any time. You get a free fat quarter if you come to class with the previous month's completed block. This year the challenge will be houses and seasons. Each row will have houses, trees and other "neighborhood" objects. Each house will have a place for a pieced block. Each "row" will be a season: Spring, Summer, Fall and Winter. We'll also have a quilt store, school, "village" shops, church, outhouse, dog house, barn - as many as I can squeeze in!

**Hand Embroidery Club** 2<sup>nd</sup> Sat. of the month, 10-noon FREE Kathy Sconce  
If you want to learn to hand embroider or just brush up your technique, join us on the second Saturday of the month from 10 to noon. You can work on your own projects or you can join the project we are doing. We will be starting Crabapple Hill's Snow Days. This is an embroidered and pieced block. So we will help you through the piecing, tracing and embroidery.

**Knit Pickers' Club** 2<sup>nd</sup> and 4<sup>th</sup> Wed of each month, 2-5 Carol Moler  
We are changing up the Knit Pickers= Club. We're going to knit 2 days a month every second and fourth Wednesday, and we'll start earlier in the day at 2 and go to 5. The Club is open to all skill levels. We want to share what we've learned, find new patterns, and simply just sit and knit. We may work on some felting projects, fingerless mittens, mittens, and socks. By summer, we may extend the knitting time into the evening.

**Hand Sewing Club** every Tuesday afternoon 2-4  
This club is open to everyone. Bring your hand sewing (embroidery, binding, knitting, crochet, etc) and sit & stitch. During covid, we sit 6 feet apart and wear our masks, but at least we can share our projects, get a little stitching done and just enjoy the companionship.

\*\*\*\*\*

### CLUBS

#### HAND EMBROIDERY CLUB FREE!

If you want to learn to hand embroider or just brush up your technique, join us on the second Saturday of the month from 10 to noon. You can work on your own projects or you can join the project we are doing.

\*\*\*\*\*

#### Hand Work Club FREE!

Every Tuesday afternoon from 2-4, join us to just sit & hand stitch, crochet, bind,



or knit group. Bring what you're working on, sit up at the table in front by the window and work on your projects for a while. You can get advice & suggestions from your fellow quilters and share your experiences about your projects.

\*\*\*\*\*

#### **Knit Pickers' Club FREE!**

This is another get-together class to sit & knit, work on our projects, share information and get some help. We will share techniques, suggest patterns, but mainly we'll sit & knit (or pick). We are discussing trying to do a group project meaning everyone does the same pattern. Each month we will learn a different pattern, make it into a square and eventually put all the squares into one project Afghan, scarf, bag, etc.

\*\*\*\*\*

#### **Block of the Month Club FREE!**

First Saturday of the Month, 10:30-11:15. Join at any time. You get a free fat quarter if you come to class with the previous month's completed block.

\*\*\*\*\*

#### **Toad Toters Club**

On full moon days (as noted in the calendar) you will get 20% off all purchases (not otherwise discounted) that you can fit in your bag. You must bring your bag to participate.

Full Moon Days: June 24, July 23, August 27

Discount Policy

We will honor only one discount -- whichever is largest. You can't combine a 10% with a 25% discount to get a 35% discount. On this we can't be bribed.

#### **Color of the Month**

June, blue; July Christmas; August blacks

**Normal Shop Hours:  
Monday-Saturday 10-6  
Sunday 1-5**

**Closed first Sunday of month (and some holidays)**

## **Nolting Longarm Machines**

Nolting has 5 main machines, each with different reaches: from 17" to 30" depending on the machine. They are sold with or without a frame,

but after I saw & helped set up one of the steel frames this week, I recommend buying the frame. All machines, except for the Standard-- the most economical machine-- have a stitch regulator. I recommend a stitch regulator. All machines can be equipped with a computer and there are a couple of different ones to choose from. In addition, you can get an extended table base so that you can use rulers, you can get larger bobbins on some of the models and on the frames you can get hydraulic lifts to raise and lower the tables. In the coming weeks, I will print out more information on each model.

The best entry level machine is the Fun Quilter. It comes in 17", 20" & 23" reach. It comes with the Intellistitch Equalizer stitch regulator, standard speed control, needle up/down, and fixed handles in the front & rear. This machine can also be equipped with a computer.



The Pro Machine has the Intellistitch Turbo stitch regulator, single stitch option, standard speed control, needle up/down and customizable handles in the front & rear. The Pro Machine comes in 20", 24" and 30" reach with 10-12" of inside height. There are easy dials on the front to set stitch length and other options. This machine can also be equipped with a computer.



The NV Machine is the newest in the fleet of Nolting machines. This machine has a touch screen with programmable stitch regulation. You can stitch in 4 different stitch modes plus single stitch and needle up/down. It also has an adjustable brightness LED work light. This machine can also be equipped with a



computer.

Nolting also has a commercial machine with the Intellistitch Equalizer stitch regulator, standard speed control, needle up/down, and fixed handles in the front & rear. This machine can also be equipped with a computer.

Join the fun and come feel the difference of quality fabrics.

Happy quilting!

Sincerely, Barbara Boyer  
Around the Block  
307-433-9555  
[www.aroundtheblockquilts.com](http://www.aroundtheblockquilts.com)