



August 27, 2021

Have you had one of those weeks? I sometimes think weeks like these only happen to me. I know that's not true, but sometimes it is comforting to wallow in the miasma and just feel sorry for myself.

For example, last week my car locked me out when I was at the eye doctor (for the 5th or 6th time in the quest to get a contact lens that will give me clear vision in my left eye). It's been a long summer of weird eyesight, let me tell you. But this time as I leave, I'm thinking that the newest version of contacts might be slightly more helpful. Then I get to my car and it won't let me in.

And I felt a little betrayed. Almost like my car didn't like me anymore. I mean it just sat there and wouldn't open no matter many times I pressed the button.

And I couldn't figure out where the "spare" key was housed in the fob and I had left my phone at the shop. So I stand there dumbly for a while before going back into the doc shop to ask to use the phone, which was a bit difficult because it entailed trying to turn the desk phone all the way around & lifting it up to the counter. And then I got the cord wrapped around the shoulder strap of the bag I carry. And it was just a mess and on the phone I was trying to tell Jean why I was going to be late getting back to the shop. And then it was a 20 something who knew how to find the spare key and that was further humiliating. I'm a stranded old woman who can't figure out how to work her car or to how to stay untangled from phone cords.

The only fortunate thing about this incident was the car did start once I got in, but I had had enough of these car mystery problems: Over the last 8 weeks or so (since I got my car back from hail repair), I've had to call AAA 5 times for a jump start and then call them back 3 times to say never mind, because when I opened the door to get out, all the systems came back on line. And that just makes me look crazy to AAA and the tow company. And once, my seat changed positions on me without my help. And the audio shifted from front to back to front. And the hatch opened by itself once. Fortunately the car was still in the garage.

So I called the repair place and rambled on and on about all these weird things happening and the nice lady said, let me get you to Greg. And before I could reraamble with Greg, he said it sounded like I had a lose wire. Not me. The car. Quit laughing. So off to the repair shop and a simple wire fix did the job.

A week later, the passenger side windows didn't work and the little trick/fix to reset the up/down window brain wasn't working. So back to the repair place. And Greg took a look and told me, very kindly, that I had the windows lock engaged. So to compound the humiliation, I told him that it once took me three years to find the cupholder in a previous Subaru – it was right where it should have been, but it wasn't where it had been in a previous previous Subaru and I had just figured Subaru had left it out of the car for safety reasons. No, it was just design flaws. But I didn't further tell Greg that Subaru once indexed "flat tire" (as in how to change a flat tire) in its manual under the letter I for "IF you have a flat tire."

I didn't tell Greg that story because I knew I was quickly becoming that nice, funky old woman. Although sometimes it pays to be old or older or look like you're older. I mean Greg held the door open for me, he told me not to hesitate to call if I had more trouble. I mean, he was really nice. Not that he wouldn't be to everyone, but somehow I just got this impression that I fit his "slightly crazy" perhaps "eccentric" aunt image, someone who has enough money to wander around during the day running errands, willing to wait, nowhere else to be, looking for company & someone to talk to.

I kinda got the same reaction from a guy at Taco Johns this morning, when he made me wait a bit because he was getting straws. And I think when he looked at me, he figured I had nothing else to do than get breakfast at 10 in the morning. He was very nice, and probably would have said the same thing to whoever was waiting. But that was not the impression I got.

People clearly do not see me as I see me: I'm in my late 30s maybe early 40s. Now, granted my feet and eyes and other arthritic places take issue with this image, but that's about where I see myself. All of these other people see a slightly gimpy or slower walking, reasonably wrinkled, cheater glasses perched on her nose older woman out and about in the middle of the day with apparently nothing else to do.

When I was younger I would try to cast this image of a self assured woman, who had no interest in striking up inane conversations with strangers at the airport. Aloof, you might want to say. You could use other words. But inevitably a chippy young thing behind the food counter at the airport would ask me how things were going – at 5 in the morning, what would you think. I'm grumpy and don't want to talk, but apparently that image didn't project. Or I'm the person people see as accessible enough to ask for directions, even in New York, on a subway. Like I look like I know what I'm doing.

I'm not complaining, mind you. Because you know what you get with that eccentric aunt kind of image? Especially the old lady, eccentric aunt sort of image. Nice people who want to help, nine times out of ten, and nice people who really do need help with directions.

So despite the fact that my car didn't like me this week, and despite the fact that the 4th carpet company engaged to put down some new carpet in the middle of the store still seems to be having trouble figuring out what I want (as did the other 3 companies, and before you say it, it's not my fault, really), and despite the fact that the eye doc can't correct my vision to my satisfaction and despite the fact I got yelled at on the Ranchettes Nextdoor Neighbor's social page for simply suggesting that the smell in the area coming in from the east might be the refinery (clearly it was NOT and I'll never post another suggestion for as long as I live if I'm going to get yelled at), and despite being "pissitified," (which according to a friend's post means the state of being equal parts of pissed off and mystified at the same time) about, well, all sorts of things

..... it's really quite delightful to be older because it sometimes comes with the privilege of being to act like an idiot and everyone understands, smiles and wants to help.

2022 Block of the Month from Banyon Batiks

Still taking orders from the Illusions Sampler BOM from Banyon Batiks/Northcott.

Cost for the top only, without borders, binding and backing: \$300/\$25 mth

With binding, borders and exclusive backing--only available through the BOM: \$480/\$40 mth.

To reserve your BOM, you need to pay me \$25 (\$40) immediately. Then, I will set up your account with a valid cc, and on the 5th of each month starting in October I will begin charging your card for each additional month. (If you want to change the month in which I start charging, just let me know).

In January, the fabric will arrive and we will start cutting the kits. We will provide some support for the blocks, but we won't be actively teaching each block. Stay tuned for more info about that.



What's New




The patterns for the cat quilts and the horse/barn quilt are in. So if you bought the kit without the pattern, come on in & get your pattern. And we will be finishing kitting the cat quilt and will have those available by the weekend.

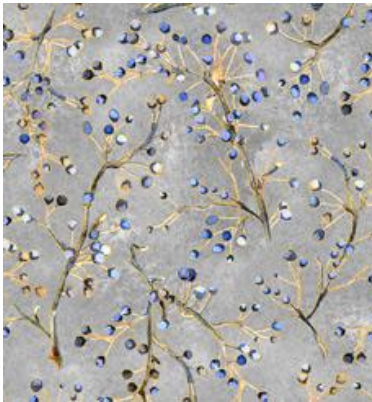
Instead of putting all 17 fabrics in the newsletter, I will put in a picture of the quilt. We have the collection and the quilt is hanging.





From Michael Miller








From Quilting treasures






From Northcott





From Henry Glass



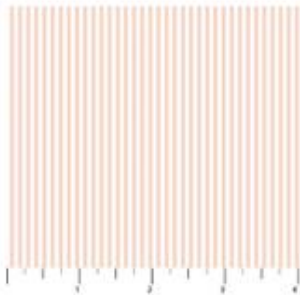
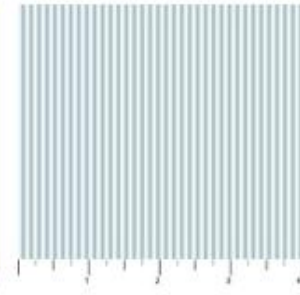
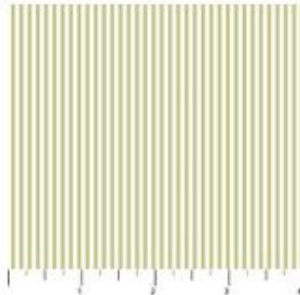
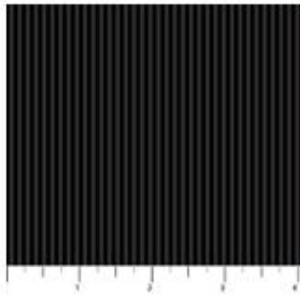





From Alexander Henry



From Figo (Northcott):







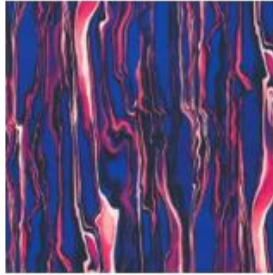
From Hoffman:



From Art Gallery:



From Robert Kaufman:


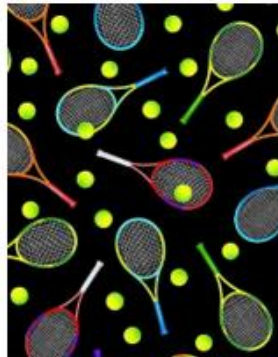






From Riley Blake:



From Timeless Treasures:






From Michael Miller:






From Northcott:





cat's eyes

From AGF:



From Timeless and Windham:




glow in the dark

From Wilmington:

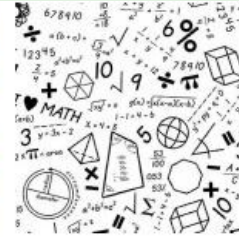


From Michael Miller:



glow in the dark!

From Michael Miller:



August 2021

Sunday	Monday	Tuesday	Wednesday	Thursday	Friday	Saturday
1 Beginning Quilting	2	3	4	5	6	7 BOM <u>10:30</u> <u>Hunters</u> Star 1-5
8 Beginning Quilting	9	10 Hand work Club 2-4	11 Knit Pickers' Club 2-4	12	13	14 Embroidery Club 10- noon
15 Machine Applied Binding 1-4	16	17 Hand work Club 2-4	18	19	20	21 Hunters Star 11-5
22 Full moon	23	24 Hand work Club 2-4	25 Knit Pickers' Club 2-4	26	27	28 BQ Quilt 11-5
29	30	31 Hand work Club 2-4	Color of the month: blacks			

September 2021

Sunday	Monday	Tuesday	Wed	Thur	Fri	Saturday
			1	2	3	4 BOM 10:30 Little Embroidered Treasures/English paper piecing 2-4
5 CLOSED	6 Labor Day All Day Panel Class 10:30-4	7 Hand work Club 2-4	8 Knit Pickers' Club 2-4	9 Technique class: How to accurate cut everything 2-3	10	11 Embroidery Club 10-noon Irish Chain 1-6
12 Beginning Quilting 1-4	13	14 Hand work Club 2-4	15	16	17	18 Stack & Whack for Halloween (or anytime) 10:30-4
19 Beginning Quilting 1-4	20 Full moon	21 Hand work Club 2-4	22 Knit Pickers' Club 2-4	23	24	25 Stack & Whack for Halloween (or anytime) 10:30-4
26 Beginning Quilting 1-4	27	28 Hand work Club 2-4	29	30		Color of the month: orange

October 2021

Sunday	Monday	Tuesday	Wed	Thur	Fri	Saturday
					1	2 BOM 10:30 Embroidered Treasures/English paper piecing 2-4 Wool Club 4:30-6
3 CLOSED	4	5 Hand work Club 2-4	6	7	8	9 Embroidery Club 10-noon Strippy Christmas Tree 1-6
10 Beginning Quilting 1-4	11	12 Hand work Club 2-4	13 Knit Pickers' Club 2-4	14 Technique class: Borders: Figuring yardage/how to cut/how to sew 2-3	15	16 BQ 4 for Halloween (or anytime) 10:30-5
17 Beginning Quilting 1-4	18	19 Hand work Club 2-4	20 Full moon	21	22	23 French Braid 10:30-4
24 Beginning Quilting 1-4	25	26 Hand work Club 2-4	27 Knit Pickers' Club 2-4	28	29	30 French Braid 10:30-4
31 Beginning Quilting 1-4	Color of the month: green					

November 2021

Sunday	Monday	Tuesday	Wed	Thur	Fri	Saturday
	1	2	3	4	5	6 BOM 10:30 Pumpkin Wall Hanging by One Sister 1-4 Wool Club 4:30-6
7 CLOSED	8	9 Hand work Club 2-4	10 Knit Pickers' Club 2-4	11 Trip Around the World 10:30-6	12	13 Embroidery Club 10-noon Pumpkin Wall Hanging by One Sister 1-5
14 Beginning Quilting 1- 4	15	16 Hand work Club 2-4	17	18	19 Full moon	20 Krista Moser's Bespoke Stars 10:30-4
21 Pillow case party 1-4	22	23 Hand work Club 2-4	24 Knit Pickers' Club 2-4	25 Thanksgiving CLOSED	26 Black Friday Sale	27 Shop Small Business Sale
28 CLOSED	29	30 Hand work Club 2-4	Color of the month: flannels			

December 2021

Sunday	Monday	Tuesday	Wed	Thur	Fri	Saturday
			1	2	3	4 BOM 10:30 Wool Club 4:30-6
5 CLOSED	6	7 Hand work Club 2-4	8 Knit Pickers' Club 2-4	9 Technique class: Squaring Up: Triangles, flying geese, blocks 2-3	10	11 Embroidery Club 10-noon Wool Club 4:30-6
12	13	14 Hand work Club 2-4	15	16	17	18 Full moon
19	20	21 Hand work Club 2-4	22 Knit Pickers' Club 2-	23	24 CLOSED	25 Christmas CLOSED
26 CLOSED	27	28 Hand work Club 2-4	29	30 Toad Toter Sale	31 SALE	CLOSED Color of the month: red
CLOSED						

Ongoing Clubs

Block of the Month First Sat of month 10:30-11:15 FREE Barb Boyer

Join at any time. You get a free fat quarter if you come to class with the previous month's completed block. This year the challenge will be houses and seasons. Each row will have houses, trees and other "neighborhood" objects. Each house will have a place for a pieced block. Each "row" will be a season: Spring, Summer, Fall and Winter. We'll also have a quilt store, school, "village" shops, church, outhouse, dog house, barn – as many as I can squeeze in!

Hand Embroidery Club 2nd Sat. of the month, 10-noon FREE Kathy Sconce

If you want to learn to hand embroider or just brush up your technique, join us on the second Saturday of the month from 10 to noon. You can work on your own projects or you can join the project we are doing. We are doing Crabapple Hill's Snow Days. This is an embroidered and pieced block. So we will help you through the piecing, tracing and embroidery.

Knit Pickers' Club 2nd and 4th Wed of each month, 2-5 Carol Moler (**NOTE: time is 2-5, not 4 as calendar shows**)

We are changing up the Knit Pickers Club. We're going to knit 2 days a month every second and fourth Wednesday, and we'll start earlier in the day at 2 and go to 5. The Club is open to all skill levels. We want to share what we've learned, find new patterns, and simply just sit and knit. We may work on some felting projects, fingerless mittens, mittens, and socks.

Hand Sewing Club every Tuesday afternoon 2-4

This club is open to everyone. Bring your hand sewing (embroidery, binding, knitting, crochet, etc) and sit & stitch. During covid, we sit 6 feet apart and wear our masks, but at least we can share our projects, get a little stitching done and just enjoy the companionship.

ONGOING CLASSES

Beginning Quilting 8 weeks \$65 Barb Boyer Starting Sun Sept 12.

This comprehensive 8-week course will introduce to you almost everything you need to know about piecing a quilt top. Along the way you will learn about color, batting, thread, machines and various techniques to give you the skills to make almost any quilt.

Techniques Thursdays Sept 9, Oct 14, Dec 9, 2-3 \$10 Barb Boyer

Sept 9: Tips on how to accurately cut fabric, how to read and use your ruler, and a little bit of math for a couple of blocks.

Oct 14: Tips on how to properly measure, cut and sew on borders. Reminder lesson on straight of grain vs cross grain borders.

Dec 9: Tips on how to square up any block, including flying geese, by just using basic Creative Grid Rulers. You don't need specialty rulers to square up your blocks! Learn to use what you already own.

Wool Club Sat Oct 2 4:30-6 \$35 Barb Boyer Ongoing, each 1st Sat of the month

Each month we will do a small seasonal, associated to the month, mini wool hanging. We have a collection of 12 different patterns, and if you buy the entire collection you will get a wooden plaque for displaying each mini every month. We will start on November's mini to make sure you get it done before November gets here. So we will stay only one month ahead, giving you incentive to get each mini done. The patterns are not kitted, but we have plenty of wool for sale and we also have some extra bits & pieces for some of the small parts that the shop will contribute to the cause.

NOTE: Pictures of the quilts are in the Fall Newsletter Class description newsletter. I will begin to incorporate them into this newsletter, but I will wait until next week.

September classes

Little Embroidered Treasures Sat Sept 4 and Oct 2 2-4 \$35 Barb Boyer

This is a two part quilt: Part one, embroidery. We will be embroidering small motifs on hexagons, using all sorts of fun stitches. Part two: We will take these hexies and English paper piece them into a small wall hanging. The first class will be tracing and learning some stitches. Then (the next week) join the free embroidery club to continue to work on your hexies. Then, class two in October, you'll learn how to English Paper Piece. Then, continue to join the embroidery club or free the hand sewing club on Tuesdays to continue to work on your quilt.

All Day Panel Class Mon Sept 6, 10:30-4 \$35 Barb Boyer

Bring your kit or favorite panel (plus a pattern and additional fabric to go with) and sewing machine and sew up a fun Halloween, Christmas, Dog, Elk, Fishing – whatever panel you own. The day is yours and we'll provide the support. Think of it as a retreat with a teacher to help you through the rough spots or to answer your questions.

Irish Chain Sat Sept 11 1-6 \$35 Barb Boyer

This classic quilt can be made with 2 ½" strips: make it colorful by choosing a variety of strips or make it controlled using only 1, 2 or 3 colors (single chain, double chain, triple chain). Your choice. This quilt is strip pieced to make it fast and easy.

Stack and Whack for Halloween – or anytime Sat Sept 18 & 25, 10:30-4 \$35 Barb Boyer

My favorite fabrics for Stack 'N Whack quilts are from Alexander Henry – his Halloween fabrics that feature all sorts of creatures are perfect for the Kaleidoscope blocks. But almost any fabric with an interesting repeat will work for this fun quilt. Skills learned include cutting through multiple layers of fabric. We will take two weeks to work on this quilt, mainly because the set up and cutting may take a little time.

October Classes

Wool Club Sat Oct 2 4:30-6 \$35 Barb Boyer Ongoing, each 1st Sat of the month

Each month we will do a small seasonal, associated to the month, mini wool hanging. We have a collection of 12 different patterns, and if you buy the entire collection you will get a wooden plaque for displaying each mini every month. We will start on November's mini to make sure you get it done before November gets here. So we will stay only one month ahead, giving you incentive to get each mini done. The patterns are not kitted, but we have plenty of wool for sale and we also have some extra bits & pieces for some of the small parts that the shop will contribute to the cause.

Strippy Christmas Tree Sat Oct 9 1-6 \$35 Barb Boyer

This quilt uses Hoffman's Jingle Pops collection – or any 2 ½" strip collection. You can also cut your own

strips, and you can use our Accu Cutter for cutting. Add background fabric and you'll have a quick quilt for your Christmas holidays.

BQ 4 for Halloween (or anytime) Sat Oct 16 10:30-5 \$35 Barb Boyer

This pattern is great for panels or any large print fabric because the large blocks allow you to really showcase the fabric. And because the blocks are big, the quilt sews up in no time at all. We used Halloween fabric, and while you may not have the quilt finished by Halloween, it will be ready for next year. Or choose Santa Claus fabric and have a cute Christmas quilt ready for the holidays.

French Braid Sat Oct 23 & 30 \$40 Jean Korber

Jean is teaching the basic French Braid quilt, which is a good introduction to this style of sewing. The braid can be made from multiple colors or you can cascade the colors from light to dark in one color family. So many choices! Skills taught in this class include working with bias and "row" construction – meaning constructing your row braids and sewing them together with vertical sashing.

November Classes

Pumpkin Patch wall hanging/throw Sat Nov 6 (1-4) & 13 (1-5) \$35 Barb Boyer

This cute quilt is made using the "Buggy Barn" technique, now called the One Sister technique. Fabrics are stacked, slashed, & resewn, mixing the fabric so that each block uses the same fabric but in different positions: Pumpkin, star, background, stem. The challenge in this particular quilt is to group your colors into big and little pumpkins. Which is why we are allowing two sessions for this quilt, just in case.

Trip Around the World Thursday (Veterans' Day) Nov 11 10:30-6 \$35 Barb Boyer

This stripped quilt is made with In The Beginning precut strips. We have 4 kits only. But You can make this quilt with your own fabrics, cut into 2 ½" strips. The class is one day only, but that's all you'll need to understand how to sew the panels and put the quilt together. Finish it up quickly and you'll have a beautiful quilt for a Christmas gift.

Krista Moser's Bespoke Stars Sat Nov 20 \$35 Jean Korber

Krista has done it again, designing a compelling new quilt using the Creative Grids 60 degree triangle ruler. If you have not done one of her quilts, sign up early, because she has quite a following who love the quilts and love the class. This quilt is colorful, with white stars centered in the middle of colorful spokes. It's a wonderful first quilt if you have never used the 60 degree triangle ruler.

Pillow Case Party Sun Nov 21 1-4 FREE

Learn a special way to make a "hot dog" or "burrito" pillowcase. I have some quick cutting techniques that will make the pillowcase easy to stitch. All you need for class is fabric for your pillowcase and your machine.

December Classes

Paper Pieced Penguin gift bag Sat Dec 11 1-5 \$35 Barb Boyer

This is a basic paper pieced penguin that goes on the front of a basic bag pattern. But if you've never done paper piecing this is a perfect way to get started. The book has other patterns that you can choose, so if you don't like penguins, you could substitute Santa. This is the cutest gift bag for the holidays and the greatest part! It's reusable!

Ongoing Classes & Clubs

Block of the Month First Sat of month 10:30-11:15 FREE Barb Boyer

Join at any time. You get a free fat quarter if you come to class with the previous month's completed block. This year the challenge will be houses and seasons. Each row will have houses, trees and other "neighborhood" objects. Each house will have a place for a pieced block. Each "row" will be a season: Spring, Summer, Fall and Winter. We'll also have a quilt store, school, "village" shops, church, outhouse, dog house, barn - as many as I can squeeze in!

Hand Embroidery Club 2nd Sat. of the month, 10-noon FREE Kathy Sconce

Note: January class will be held on the third Saturday

If you want to learn to hand embroider or just brush up your technique, join us on the second Saturday of the month from 10 to noon. You can work on your own projects or you can join the project we are doing. We will be starting Crabapple Hill's Snow Days. This is an embroidered and pieced block. So we will help you through the piecing, tracing and embroidery.

Knit Pickers' Club 2nd and 4th Wed of each month, 2-5 Carol Moler

We are changing up the Knit Pickers' Club. We're going to knit 2 days a month every second and fourth Wednesday, and we'll start earlier in the day at 2 and go to 5. The Club is open to all skill levels. We want to share what we've learned, find new patterns, and simply just sit and knit. We may work on some felting projects, fingerless mittens, mittens, and socks.

Hand Sewing Club every Tuesday afternoon 2-4

This club is open to everyone. Bring your hand sewing (embroidery, binding, knitting, crochet, etc) and sit & stitch. During covid, we sit 6 feet apart and wear our masks, but at least we can share our projects, get a little stitching done and just enjoy the companionship.

CLUBS

HAND EMBROIDERY CLUB FREE!

If you want to learn to hand embroider or just brush up your technique, join us on the second Saturday of the month from 10 to noon. You can work on your own projects or you can join the project we are doing.

Hand Work Club FREE!

Every Tuesday afternoon from 2-4, join us to just sit & hand stitch, crochet, bind, or knit group. Bring what you're working on, sit up at the table in front by the window and work on your projects for a while. You can get advice & suggestions from your fellow quilters and share your experiences about your projects.

Knit Pickers' Club FREE!

This is another get-together class to sit & knit, work on our projects, share information and get some help. We will share techniques, suggest patterns, but mainly we'll sit & knit (or pick). We are discussing trying to do a group project meaning everyone does the same pattern. Each month we will learn a different pattern, make it into a square and eventually put all the squares into one project a afghan, scarf, bag, etc.

Block of the Month Club FREE!

First Saturday of the Month, 10:30-11:15. Join at any time. You get a free fat quarter if you come to class with the previous month's completed block.

Toad Toters Club

On full moon days (as noted in the calendar) you will get 20% off all purchases (not otherwise discounted) that you can fit in your bag. You must bring your bag to participate.

Full Moon Days: June 24, July 23, August 27

Discount Policy

We will honor only one discount -- whichever is largest. You can't combine a 10% with a 25% discount to get a 35% discount. On this we can't be bribed.

Color of the Month

June, blue; July Christmas; August blacks

Color of the Month

January purple; February red; March green; April yellow; May whites.

Nolting Quilting Machines





Nolting Longarm Machines

Nolting has 5 main machines, each with different reaches: from 17" to 30" depending on the machine. They are sold with or without a frame, but after I saw & helped set up one of the steel frames this week, I recommend buying the frame. All machines, except for the Standard--the most economical machine-- have a stitch regulator. I recommend a stitch regulator. All machines can be equipped with a computer and there are a couple of different ones to choose from. In addition, you can get an extended table base so that you can use rulers, you can get larger bobbins on some of the models and on the frames you can get hydraulic lifts to raise and lower the tables. In the coming weeks, I will print out more information on each model.

The best entry level machine is the Fun Quilter. It comes in 17", 20" & 23" reach. It comes with the Intellistitch Equalizer stitch regulator, standard speed control, needle up/down, and fixed handles in the front & rear. This machine can also be equipped with a computer.

The Pro Machine has the Intellistitch Turbo stitch regulator, single stitch option, standard speed control, needle up/down and customizable handles in the front & rear. The Pro Machine comes in 20", 24" and 30" reach with 10-12" of inside height. There are easy dials on the front to set stitch length and other options. This machine can also be equipped with a computer.

The NV Machine is the newest in the fleet of Nolting machines. This machine has a touch screen with programmable stitch regulation. You can stitch in 4 different stitch modes plus single stitch and needle up/down. It also has an adjustable brightness LED work light. This machine can also be equipped with a computer.

Nolting also has a commercial machine with the Intellistitch Equalizer stitch regulator, standard speed control, needle up/down, and fixed handles in the front & rear. This machine can also be equipped with a computer.

Normal Shop Hours:
Monday-Saturday 10-6
Sunday 1-5
Closed first Sunday of month (and some holidays)

Join the fun and come feel the difference of quality fabrics.

Happy quilting!

Sincerely, Barbara Boyer

Around the Block

307-433-9555

www.aroundtheblockquilts.com