



August 22, 2021

Welcome to Fall!

We are getting back to a full schedule for classes this fall, so we have some great classes on the schedule.

We've got a traditional Irish Chain and a Trip Around the World quilt. In the mix of all the new patterns and styles, it's nice to get back to some of our traditional roots.

We've also got some funky classes, like Stack 'N Whack, French Braid (well, it's kinda funky) and the One Sister (old Buggy Barn) stack & slash and exchange fabrics Pumpkin Wall Hanging. Just come in to see it; you'll understand.

Jean is teaching another fun Krista Moser class that is bright and colorful.

In the handwork category we're doing a Small Treasures quilt that involves small motifs embroidered by hand on hexies and then English paper pieced into a small wall hanging. We're also doing a mini wool monthly hanging. Each mini is monthly themed and if you buy all the patterns in the series you will also get a hanger/stand for displaying your minis.

We've got a penguin paper pieced gift bag, and BQ quilt that is fun fast and easy, and a "retreat" styled day to work on any panel that you like and we'll provide support.

As always, I'm sure I have a few mistakes in dates. If you see anything odd, just let me know.

I am putting new store policies in place for the fall.

Masks will be required for entering and shopping in the store, even if you are vaccinated. This policy is subject to change, depending on whether the pandemic gets under control. We have been allowing vaccinated persons to come into the store without masks this summer, but because of break through covid cases, it is becoming clear that the recent variants are getting stronger than our vaccines. If you do not have a mask with you, and wish to shop I will sell you a mask that you can then just keep in the car. Or if you know

what you want you can tell/call me and we can do a “curbside” business like we did last year.

Class policies for the Fall Semester

I welcome anyone who has been vaccinated to attend classes. If you have not been fully vaccinated, for any reason, I ask that you choose not to attend classes this fall. Perhaps by spring, if the pandemic comes under control, I will change this policy. Classes that are small in number, you will be able to choose whether you wear a mask or not. Larger classes, like block of the month, masks will be required. I will be masked regardless of class size.

Ongoing Clubs

Block of the Month First Sat of month 10:30-11:15 FREE Barb Boyer

Join at any time. You get a free fat quarter if you come to class with the previous month's completed block. This year the challenge will be houses and seasons. Each row will have houses, trees and other “neighborhood” objects. Each house will have a place for a pieced block. Each “row” will be a season: Spring, Summer, Fall and Winter. We'll also have a quilt store, school, “village” shops, church, outhouse, dog house, barn – as many as I can squeeze in!

Hand Embroidery Club 2nd Sat. of the month, 10-noon FREE Kathy Sconce

If you want to learn to hand embroider or just brush up your technique, join us on the second Saturday of the month from 10 to noon. You can work on your own projects or you can join the project we are doing. We are doing Crabapple Hill's Snow Days. This is an embroidered and pieced block. So we will help you through the piecing, tracing and embroidery.

Knit Pickers' Club 2nd and 4th Wed of each month, 2-5 Carol Moler (**NOTE: time is 2-5, not 4 as calendar shows**)

We are changing up the Knit Pickers Club. We're going to knit 2 days a month every second and fourth Wednesday, and we'll start earlier in the day at 2 and go to 5. The Club is open to all skill levels. We want to share what we've learned, find new patterns, and simply just sit and knit. We may work on some felting projects, fingerless mittens, mittens, and socks.

Hand Sewing Club every Tuesday afternoon 2-4

This club is open to everyone. Bring your hand sewing (embroidery, binding, knitting, crochet, etc) and sit & stitch. During covid, we sit 6 feet apart and wear our masks, but at least we can share our projects, get a little stitching done and just enjoy the companionship.

ONGOING CLASSES

Beginning Quilting 8 weeks \$65 Barb Boyer Starting Sun Sept 12.

This comprehensive 8-week course will introduce to you almost everything you need to know about piecing a quilt top. Along the way you will learn about color, batting, thread, machines and various techniques to give you the skills to make almost any quilt.

Techniques Thursdays Sept 9, Oct 14, Dec 9, 2-3 \$10 Barb Boyer

Sept 9: Tips on how to accurately cut fabric, how to read and use your ruler, and a little bit of math for a couple of blocks.

Oct 14: Tips on how to properly measure, cut and sew on borders. Reminder lesson on straight of grain vs cross grain borders.

Dec 9: Tips on how to square up any block, including flying geese, by just using basic Creative Grid Rulers. You don't need specialty rulers to square up your blocks! Learn to use what you already own.

Wool Club Sat Oct 2 4:30-6 \$35 Barb Boyer Ongoing, each 1st Sat of the month

Each month we will do a small seasonal, associated to the month, mini wool hanging. We have a collection of 12 different patterns, and if you buy the entire collection you will get a wooden plaque for displaying each mini every month. We will start on November's mini to make sure you get it done before November gets here. So we will stay only one month ahead, giving you incentive to get each mini done. The patterns are not kitted, but we have plenty of wool for sale and we also have some extra bits & pieces for some of the small parts that the shop will contribute to the cause.

NOTE: Pictures of the quilts are below the class descriptions. I'm working in a new program/template and it won't do what I want how I want. And I haven't figured out how to do it their way--I actually know, but it takes too long to do it their way right now.

September classes

Little Embroidered Treasures Sat Sept 4 and Oct 2 2-4 \$35 Barb Boyer

This is a two part quilt: Part one, embroidery. We will be embroidering small motifs on hexagons, using all sorts of fun stitches. Part two: We will take these hexies and English paper piece them into a small wall hanging. The first class will be tracing and learning some stitches. Then (the next week) join the free embroidery club to continue to work on your hexies. Then, class two in October, you'll learn how to English Paper Piece. Then, continue to join the embroidery club or free the hand sewing club on Tuesdays to continue to work on your quilt.

All Day Panel Class Mon Sept 6, 10:30-4 \$35 Barb Boyer

Bring your kit or favorite panel (plus a pattern and additional fabric to go with) and sewing machine and sew up a fun Halloween, Christmas, Dog, Elk, Fishing – whatever panel you own. The day is yours and we'll provide the support. Think of it as a retreat with a teacher to help you through the rough spots or to answer your questions.

Irish Chain Sat Sept 11 1-6 \$35 Barb Boyer

This classic quilt can be made with 2 ½" strips: make it colorful by choosing a variety of strips or make it controlled using only 1, 2 or 3 colors (single chain, double chain, triple chain). Your choice. This quilt is strip pieced to make it fast and easy.

Stack and Whack for Halloween – or anytime Sat Sept 18 & 25, 10:30-4 \$35 Barb Boyer
My favorite fabrics for Stack 'N Whack quilts are from Alexander Henry – his Halloween fabrics that feature all sorts of creatures are perfect for the Kaleidoscope blocks. But almost any fabric with an interesting repeat will work for this fun quilt. Skills learned include cutting through multiple layers of fabric. We will take two weeks to work on this quilt, mainly because the set up and cutting may take a little time.

October Classes

Wool Club Sat Oct 2 4:30-6 \$35 Barb Boyer Ongoing, each 1st Sat of the month

Each month we will do a small seasonal, associated to the month, mini wool hanging. We have a collection of 12 different patterns, and if you buy the entire collection you will get a wooden plaque for displaying each mini every month. We will start on November's mini to make sure you get it done before November gets here. So we will stay only one month ahead, giving you incentive to get each mini done. The patterns are not kitted, but we have plenty of wool for sale and we also have some extra bits & pieces for some of the small parts that the shop will contribute to the cause.

Strippy Christmas Tree Sat Oct 9 1-6 \$35 Barb Boyer

This quilt uses Hoffman's Jingle Pops collection – or any 2 ½" strip collection. You can also cut your own strips, and you can use our Accu Cutter for cutting. Add background fabric and you'll have a quick quilt for your Christmas holidays.

BQ 4 for Halloween (or anytime) Sat Oct 16 10:30-5 \$35 Barb Boyer

This pattern is great for panels or any large print fabric because the large blocks allow you to really showcase the fabric. And because the blocks are big, the quilt sews up in no time at all. We used Halloween fabric, and while you may not have the quilt finished by Halloween, it will be ready for next year. Or choose Santa Claus fabric and have a cute Christmas quilt ready for the holidays.

French Braid Sat Oct 23 & 30 \$40 Jean Korber

Jean is teaching the basic French Braid quilt, which is a good introduction to this style of sewing. The braid can be made from multiple colors or you can cascade the colors from light to dark in one color family. So many choices! Skills taught in this class include working with bias and "row" construction – meaning constructing your row braids and sewing them together with vertical sashing.

November Classes

Pumpkin Patch wall hanging/throw Sat Nov 6 (1-4) & 13 (1-5) \$35 Barb Boyer

This cute quilt is made using the "Buggy Barn" technique, now called the One Sister technique. Fabrics are stacked, slashed, & re sewn, mixing the fabric so that each block uses the same fabric but in different positions: Pumpkin, star, background, stem. The challenge in this particular quilt is to group your colors into big and little pumpkins. Which is why we are allowing two sessions for this quilt, just in case.

Trip Around the World Thursday (Veterans' Day) Nov 11 10:30-6 \$35 Barb Boyer

This stripped quilt is made with In The Beginning pre cut strips. We have 4 kits only. But You can make this quilt with your own fabrics, cut into 2 ½" strips. The class is one day only, but that's all you'll need to understand how to sew the panels and put the quilt together. Finish it up quickly and you'll have a beautiful quilt for a Christmas gift.

Krista Moser's Bespoke Stars Sat Nov 20 \$35 Jean Korber

Krista has done it again, designing a compelling new quilt using the Creative Grids 60 degree triangle ruler. If you have not done one of her quilts, sign up early, because she has quite a following who love the quilts and love the class. This quilt is colorful, with white stars centered in the middle of colorful spokes. It's a wonderful first quilt if you have never used the 60 degree triangle ruler.

Pillow Case Party Sun Nov 21 1-4 FREE

Learn a special way to make a "hot dog" or "burrito" pillowcase. I have some quick cutting techniques that will make the pillowcase easy to stitch. All you need for class is fabric for your pillowcase and your machine.

December Classes

Paper Pieced Penguin gift bag Sat Dec 11 1-5 \$35 Barb Boyer

This is a basic paper pieced penguin that goes on the front of a basic bag pattern. But if you've never done paper piecing this is a perfect way to get started. The book has other patterns that you can choose, so if you don't like penguins, you could substitute Santa. This is the cutest gift bag for the holidays and the greatest part! It's reusable!

CLUBS

HAND EMBROIDERY CLUB FREE!

If you want to learn to hand embroider or just brush up your technique, join us on the second Saturday of the month from 10 to noon. You can work on your own projects or you can join the project we are doing.

Hand Work Club FREE!

Every Tuesday afternoon from 2-4, join us to just sit & hand stitch, crochet, bind, or knit group. Bring what you're working on, sit up at the table in front by the window and work on your projects for a while. You can get advice & suggestions from your fellow quilters and share your experiences about your projects.

Knit Pickers' Club FREE!

This is another get-together class to sit & knit, work on our projects, share information and get some help. We will share techniques, suggest patterns, but mainly we'll sit & knit (or pick). Second & fourth Wednesdays, 2-5

Block of the Month Club FREE!

First Saturday of the Month, 10:30-11:15. Join at any time. You get a free fat quarter if you come to class with the previous month's completed block.

Toad Toters Club

On full moon days (as noted in the calendar) you will get 20% off all purchases (not otherwise discounted) that you can fit in your bag. You must bring your bag to participate.


Full Moon Days: September 20, October 20, November 19, December 18

Discount Policy


We will honor only one discount -- whichever is largest. You can't combine a 10% with a 25% discount to get a 35% discount. On this we can't be bribed.

Color of the Month

September orange, October green, November flannels, December red



Irish Chain, Sept 11



Sept 18 & 25

Wool club

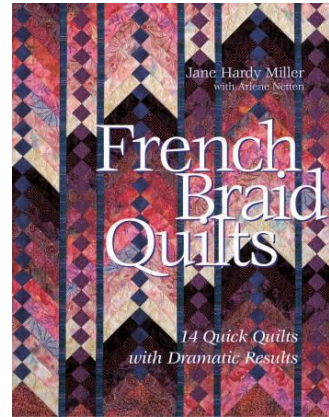




Strippy christmas Tree Oct 9



BQ for Halloween Oct 9




French Braid Oct 23 & 30



Pumpkin Wall Hanging Nov 6 & 13




Bespoke Stars Nov 20



Trip Around the World Nov 11



Penquin Gift Bag Dec 11



Embroidered Tresaures Sept 4 &
Oct 2



Another Mini Wool pattern

**Normal Shop Hours:
Monday-Saturday 10-6
Sunday 1-5**

Closed first Sunday of month (and some holidays) but please watch the calendar for other Sunday closing. We will always be open when a class is being taught. But in November & December I may decide to take a couple of Sundays off, so check the calendar.

Join the fun and come feel the difference of quality fabrics.

Happy quilting!

Sincerely, Barbara Boyer

Around the Block

307-433-9555

www.aroundtheblockquilts.com