



August 20, 2021

“This house is too crowded,” Becca complained. “It was fine with just the three of us. Then it was four, and that was okay because I got belly rubs from Mel. But then it grew to 6. That’s double what it was 2 months ago.”

“I’m impressed, Becca,” I said, “you can do math.” She just growled at me. Becca, for those of you who don’t know, is my mini Australian Shephard. She usually can’t count very well, like the time she bought a pair of snow shoes and only got two. HINT: She needed four. Don’t even try to figure out how she ordered two in the first place. It’s not worth the struggle.

“We are only 4. We were 3 for a long time when Lydia was around. And the two kittens don’t take up that much room,” I told her.

“They’re growing,” she complained. “And Lydia lived outside a lot of the time. These kittens are always around, on the couch, on the bed, under the bed [Becca’s domain, which is the real issue here], eating my food, drinking my water...”

“Becca, I’m encouraging them to spend time outside. Just this week I kicked them out for the whole day. Paddy was really pissed when I got home,” I chuckled. “And she accidentally spent the night outside this week.”

“Yeah, but you kicked us out, too,” she complained.

“Well it was hot inside and I thought it would be cooler for you and Cassidy if you slept outside. And as it turned out, you kept her company. That was sweet.”

“That was all Cassidy’s doing. She herded her underneath the deck and wouldn’t let her out. I don’t think she was trying to be helpful,” Becca sneered just a little. “I think she was just waiting for the cat to run and then she could give chase.”

“Well, however it worked, you kept the backyard safe and kept Paddy secure. That shows you’re more bark than bite.” Becca just growled again, enforcing my point, but I didn’t say anything.

“But the weather changed this week, dropping about 30 degrees,” I told her. “So...”

"Changing the subject?" Becca interrupted.

"Yup, it's called a segue."

"Not a very good one."

"Doesn't matter. It's my column and we're talking about the weather now."

"I'd rather talk about the python camping out in the spice section in an Australian grocery store. Scared the living daylights out of the shopper going for some paprika," Becca chuckled.

Actually, this is how the customer described it: "I was in the spice aisle just looking for something to put on my chicken that night, so I didn't initially see it because it was curled up way back behind the little jars of spices," Helaina Alati said Wednesday, according to the Associated Press. "I kind of turned to my right, and it poked its head out."

She kept her calm because she is a snake expert, a trained snake catcher for the Sydney wildlife rescue organization. And of course she had a snake catching bag in the car, so while employees cordoned off the area, Alati caught the snake.

"Nothing like an Aussie keeping a snake catching bag conveniently in the car, 'cause you just never know when you're going to need one," Becca said sarcastically. "I understand keeping boots, coats, hats, gloves, food and quilts in the car in Wyoming because you never know when you're going to get stuck in the snow, but a"

"And we're back to weather. Nice segue, Becca," I told her. She growled again.

"What I wanted to say about the weather is that when it's hot, we tend to complain and want it cooler. But when it's cooler, we complain that it's too cold to sit outside at night and watch for aliens," I said.

"I think that's just you," Becca said. "Watching for aliens, I mean."

"Never mind. When it's winter we want it to be summer and when it's summer we can't wait for winter. I think it has something to do with liking all four seasons, but not liking them enough for any extended period, and wanting to get on to the next season. It's like the Jimmy Durante song:

Did you ever get the feeling that you wanted to go,
But still had the feeling that you wanted to stay,
You knew it was right, wasn't wrong.
Still you knew you wouldn't be very long.
Go or stay, stay or go,
Start to go again and change your mind again.
It's hard to have the feeling that you wanted to go,
But still have the feeling that you wanted to stay.
Do, re, mi, fa, so, la, si, do.
I'll go.
I'll stay."

"It's not like that at all," said Becca. "Yes it is." "No it's not." "Yes it is." "No.....
This argument will go on for a while. Best to just end here."

2022 Block of the Month from Banyon Batiks

Still taking orders from the Illusions Sampler BOM from Banyon Batiks/Northcott.

Cost for the top only, without borders, binding and backing: \$300/\$25 mth

With binding, borders and exclusive backing--only available through the BOM: \$480/\$40 mth.

To reserve your BOM, you need to pay me \$25 (\$40) immediately. Then, I will set up your account with a valid cc, and on the 5th of each month starting in October I will begin charging your card for each additional month. (If you want to change the month in which I start charging, just let me know).


In January, the fabric will arrive and we will start cutting the kits. We will provide some support for the blocks, but we won't be actively teaching each block. Stay tuned for more info about that.



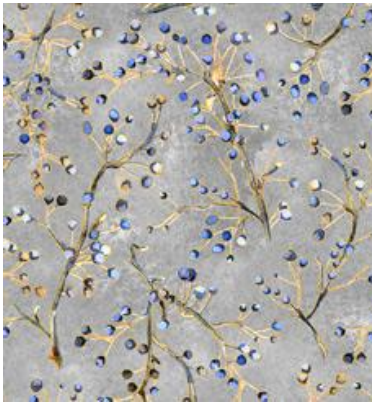
What's New





From Michael Miller






From Quilting treasures






From Northcott





From Henry Glass




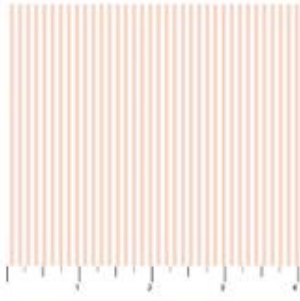
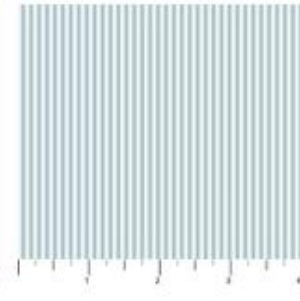
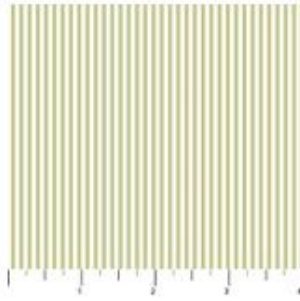
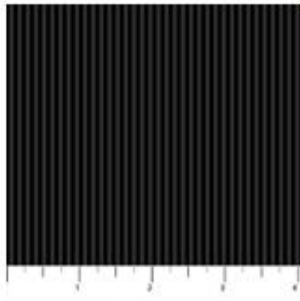





From Alexander Henry



From Figo (Northcott):








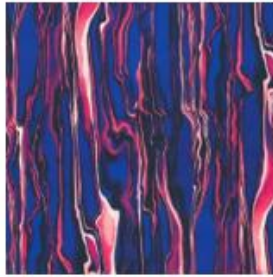
From Hoffman:



From Art Gallery:



From Robert Kaufman:


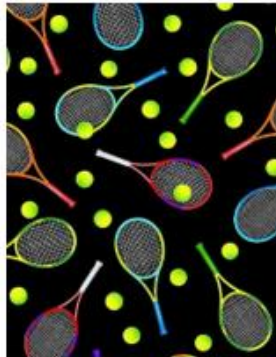






From Riley Blake:



From Timeless Treasures:






From Michael Miller:






From Northcott:





cat's eyes

From AGF:



From Timeless and Windham:




glow in the dark

From Wilmington:

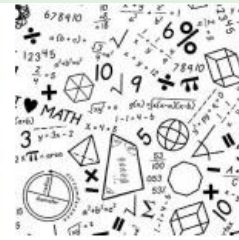


From Michael Miller:



glow in the dark!

From Michael Miller:



August 2021

| Sunday | Monday | Tuesday | Wednesday | Thursday | Friday | Saturday |
|---|--------|--------------------------------|-------------------------------------|----------|--------|--|
| 1 Beginning Quilting | 2 | 3 | 4 | 5 | 6 | 7 BOM <u>10:30</u> <u>Hunters</u> Star 1-5 |
| 8 Beginning Quilting | 9 | 10 Hand work Club 2-4 | 11 Knit Pickers' Club 2-4 | 12 | 13 | 14 Embroidery Club 10- noon |
| 15 Machine Applied Binding 1-4 | 16 | 17 Hand work Club 2-4 | 18 | 19 | 20 | 21 Hunters Star 11-5 |
| 22 Full moon | 23 | 24 Hand work Club 2-4 | 25 Knit Pickers' Club 2-4 | 26 | 27 | 28 BQ Quilt 11-5 |
| 29 | 30 | 31 Hand work Club 2-4 | Color of the month: blacks | | | |
| | | | | | | |

September 2021

| Sunday | Monday | Tuesday | Wed | Thur | Fri | Saturday |
|------------------------------|--|--------------------------|------------------------------|--|-----|--|
| | | | 1 | 2 | 3 | 4 BOM 10:30 Little Embroidered Treasures/English paper piecing 2-4 |
| 5 CLOSED | 6 Labor Day All Day Panel Class 10:30-4 | 7 Hand work Club 2-4 | 8 Knit Pickers' Club 2-4 | 9 Technique class: How to accurate cut everything 2-3 | 10 | 11 Embroidery Club 10-noon Irish Chain 1-6 |
| 12 Beginning Quilting 1-4 | 13 | 14 Hand work Club 2-4 | 15 | 16 | 17 | 18 Stack & Whack for Halloween (or anytime) 10:30-4 |
| 19 Beginning Quilting 1-4 | 20 Full moon | 21 Hand work Club 2-4 | 22 Knit Pickers' Club 2-4 | 23 | 24 | 25 Stack & Whack for Halloween (or anytime) 10:30-4 |
| 26 Beginning Quilting 1-4 | 27 | 28 Hand work Club 2-4 | 29 | 30 | | Color of the month: orange |
| | | | | | | |

October 2021

| Sunday | Monday | Tuesday | Wed | Thur | Fri | Saturday |
|------------------------------------|------------------------------------|--------------------------------|------------------------------------|---|-----|---|
| | | | | | 1 | 2 BOM 10:30 Embroidered Treasures/English paper piecing 2-4 Wool Club 4:30-6 |
| 3 CLOSED | 4 | 5 Hand work Club 2-4 | 6 | 7 | 8 | 9 Embroidery Club 10-noon Strippy Christmas Tree 1-6 |
| 10 Beginning Quilting 1-4 | 11 | 12 Hand work Club 2-4 | 13 Knit Pickers' Club 2-4 | 14 Technique class: Borders: Figuring yardage/how to cut/how to sew 2-3 | 15 | 16 BQ 4 for Halloween (or anytime) 10:30-5 |
| 17 Beginning Quilting 1-4 | 18 | 19 Hand work Club 2-4 | 20 Full moon | 21 | 22 | 23 French Braid 10:30-4 |
| 24 Beginning Quilting 1-4 | 25 | 26 Hand work Club 2-4 | 27 Knit Pickers' Club 2-4 | 28 | 29 | 30 French Braid 10:30-4 |
| 31 Beginning Quilting 1-4 | Color of the month: green | | | | | |

November 2021

| Sunday | Monday | Tuesday | Wed | Thur | Fri | Saturday |
|--|--------|--------------------------------|------------------------------------|---|-------------------------------|---|
| | 1 | 2 | 3 | 4 | 5 | 6 BOM 10:30 Pumpkin Wall Hanging by One Sister 1-4 Wool Club 4:30-6 |
| 7 CLOSED | 8 | 9 Hand work Club 2-4 | 10 Knit Pickers' Club 2-4 | 11 Trip Around the World 10:30-6 | 12 | 13 Embroidery Club 10-noon Pumpkin Wall Hanging by One Sister 1-5 |
| 14 Beginning Quilting 1- 4 | 15 | 16 Hand work Club 2-4 | 17 | 18 | 19 Full moon | 20 Krista Moser's Bespoke Stars 10:30-4 |
| 21 Pillow case party 1-4 | 22 | 23 Hand work Club 2-4 | 24 Knit Pickers' Club 2-4 | 25 Thanksgiving CLOSED | 26 Black Friday Sale | 27 Shop Small Business Sale |
| 28 CLOSED | 29 | 30 Hand work Club 2-4 | Color of the month: flannels | | | |
| | | | | | | |

December 2021

| Sunday | Monday | Tuesday | Wed | Thur | Fri | Saturday |
|--------------|--------|--------------------------------|-----------------------------------|---|--------------|---|
| | | | 1 | 2 | 3 | 4 BOM 10:30 Wool Club 4:30-6 |
| 5 CLOSED | 6 | 7 Hand work Club 2-4 | 8 Knit Pickers' Club 2-4 | 9 Technique class: Squaring Up: Triangles, flying geese, blocks 2-3 | 10 | 11 Embroidery Club 10-noon Wool Club 4:30-6 |
| 12 | 13 | 14 Hand work Club 2-4 | 15 | 16 | 17 | 18 Full moon |
| 19 | 20 | 21 Hand work Club 2-4 | 22 Knit Pickers' Club 2- | 23 | 24 CLOSED | 25 Christmas CLOSED |
| 26 CLOSED | 27 | 28 Hand work Club 2-4 | 29 | 30 Toad Toter Sale | 31 SALE | CLOSED Color of the month: red |
| CLOSED | | | | | | |

Explanation of classes for Sept-Dec will come next week. Most of the classes are self explanatory, but the others I will explain next week.

Ongoing Classes & Clubs

Block of the Month First Sat of month 10:30-11:15 FREE Barb Boyer

Join at any time. You get a free fat quarter if you come to class with the previous month's completed block. This year the challenge will be houses and seasons. Each row will have houses, trees and other "neighborhood" objects. Each house will have a place for a pieced block. Each "row" will be a season: Spring, Summer, Fall and Winter. We'll also have a quilt store, school, "village" shops, church, outhouse, dog house, barn - as many as I can squeeze in!

Hand Embroidery Club 2nd Sat. of the month, 10-noon FREE Kathy Sconce

Note: January class will be held on the third Saturday

If you want to learn to hand embroider or just brush up your technique, join us on the second Saturday of the month from 10 to noon. You can work on your own projects or you can join the project we are doing. We will be starting Crabapple Hill's Snow Days. This is an embroidered and pieced block. So we will help you through the piecing, tracing and embroidery.

Knit Pickers' Club 2nd and 4th Wed of each month, 2-5 Carol Moler

We are changing up the Knit Pickers' Club. We're going to knit 2 days a month every second and fourth Wednesday, and we'll start earlier in the day at 2 and go to 5. The Club is open to all skill levels. We want to share what we've learned, find new patterns, and simply just sit and knit. We may work on some felting projects, fingerless mittens, mittens, and socks.

Hand Sewing Club every Tuesday afternoon 2-4

This club is open to everyone. Bring your hand sewing (embroidery, binding, knitting, crochet, etc) and sit & stitch. During covid, we sit 6 feet apart and wear our masks, but at least we can share our projects, get a little stitching done and just enjoy the companionship.

CLUBS

HAND EMBROIDERY CLUB FREE!

If you want to learn to hand embroider or just brush up your technique, join us on the second Saturday of the month from 10 to noon. You can work on your own projects or you can join the project we are doing.

Hand Work Club FREE!

Every Tuesday afternoon from 2-4, join us to just sit & hand stitch, crochet, bind, or knit group. Bring what you're working on, sit up at the table in front by the window and work on your projects for a while. You can get advice & suggestions from your fellow quilters and share your experiences about your projects.

Knit Pickers' Club FREE!

This is another get-together class to sit & knit, work on our projects, share information and get some help. We will share techniques, suggest patterns, but mainly we'll sit & knit (or pick). We are discussing trying to do a group project meaning everyone does the same pattern. Each month we will learn a different pattern, make it into a square and eventually put all the squares into one project. Afghan, scarf, bag, etc.

Block of the Month Club FREE!

First Saturday of the Month, 10:30-11:15. Join at any time. You get a free fat quarter if you come to class with the previous month's completed block.

Toad Toters Club

On full moon days (as noted in the calendar) you will get 20% off all purchases (not otherwise discounted) that you can fit in your bag. You must bring your bag to participate.

Full Moon Days: June 24, July 23, August 27

Discount Policy

We will honor only one discount -- whichever is largest. You can't combine a 10% with a 25% discount to get a 35% discount. On this we can't be bribed.

Color of the Month

June, blue; July Christmas; August blacks

Color of the Month

January purple; February red; March green; April yellow; May whites.

Nolting Quilting Machines





Nolting Longarm Machines

Nolting has 5 main machines, each with different reaches: from 17" to 30" depending on the machine. They are sold with or without a frame, but after I saw & helped set up one of the steel frames this week, I recommend buying the frame. All machines, except for the Standard--the most economical machine-- have a stitch regulator. I recommend a stitch regulator. All machines can be equipped with a computer and there are a couple of different ones to choose from. In addition, you can get an extended table base so that you can use rulers, you can get larger bobbins on some of the models and on the frames you can get hydraulic lifts to raise and lower the tables. In the coming weeks, I will print out more information on each model.

The best entry level machine is the Fun Quilter. It comes in 17", 20" & 23" reach. It comes with the Intellistitch Equalizer stitch regulator, standard speed control, needle up/down, and fixed handles in the front & rear. This machine can also be equipped with a computer.

The Pro Machine has the Intellistitch Turbo stitch regulator, single stitch option, standard speed control, needle up/down and customizable handles in the front & rear. The Pro Machine comes in 20", 24" and 30" reach with 10-12" of inside height. There are easy dials on the front to set stitch length and other options. This machine can also be equipped with a computer.

The NV Machine is the newest in the fleet of Nolting machines. This machine has a touch screen with programmable stitch regulation. You can stitch in 4 different stitch modes plus single stitch and needle up/down. It also has an adjustable brightness LED work light. This machine can also be equipped with a computer.

Nolting also has a commercial machine with the Intellistitch Equalizer stitch regulator, standard speed control, needle up/down, and fixed handles in the front & rear. This machine can also be equipped with a computer.

Normal Shop Hours:
Monday-Saturday 10-6
Sunday 1-5
Closed first Sunday of month (and some holidays)

Join the fun and come feel the difference of quality fabrics.

Happy quilting!

Sincerely, Barbara Boyer

Around the Block

307-433-9555

www.aroundtheblockquilts.com