



Cheyenne Heritage Quilt Show

August 12-14
First United Methodist Church
108 E 18th St

Free admission

Hours

Thurs 3-7
Fri 10-6
Sat 10-3

Vendors all three days. Demos on Saturday from 10:30-12:30. Make & Take activities all 3 days.

Check chquilters.org for the most up to date info on the show.

August 13, 2021

"Where have you been, young lady?" I asked Becca. Becca, for those of you who don't know, is my precocious mini Australian Shephard. She gets some peculiar ideas sometime.

"I've been shark fishing," she said. "Off the coast of Florida." Now, clearly she's lying. She can't drive a car and the airlines won't let her back on a plane after the last time. You don't want to know.

"I just had to get away. The kittens are driving me nuts," she said. She's right about that. Driving her nuts, that is. Paddy wants to sleep under the bed where Becca sleeps and Mags has taken up residence on Cassidy's dog bed in the bedroom. Neither dog has figured out how to master the kittens. Becca growls at them when they invade her space, but they clearly don't believe her. And Cassidy just finds another place to plop down and if she averts her head, the kittens become invisible.

"You did not go deep sea fishing" I told Becca. "If you had, you would have been used as bait. You're about the right weight. So what's this all about?"

"Well, these guys on a fishing trip in Florida caught this really huge shark, you know the kind where you wish you had a bigger boat?" she said. "It was a 900-pound tiger shark and it was pregnant."

Apparently a guy and his son from Montana went on a fishing charter that specializes in getting their customers the biggest stuff in the ocean, like hammerhead sharks, mako sharks and goliath groupers. They had already caught a couple of goliath groupers and a couple of rainbow runners which travel with sharks. So they baited a 30-pound grouper on the line in hopes of attracting a shark. It worked. Twice.

The first line broke. That should have told them something. But they tried again anyway. The shark they caught was 13 feet long and weighed 900 pounds. And she was pregnant. These sharks are known as "man eaters" because, just like great whites, they attack people and eat just about anything in sight - sea snakes, seals, people, old tires.

Tiger sharks are close to being on the endangered species list and you can be reassured that all of the big fish these Montana guys caught were safely released in the ocean, so that one day, some where, someone will again have to say, "You're going to need a bigger boat."

Aside: That line is from the movie Jaws, but it got into the movie in a funny way. Apparently, the budget for the movie wasn't all that big. The writer Carl Gottlieb said that the equipment for the movie was housed on a barge that only had a small boat to help keep it steady, which didn't work very well. What they needed was, wait for it, a bigger boat. Gottlieb said, "[David] Zanik and [Richard] Brown were very stingy producers so everyone kept telling them 'You're gonna need a bigger boat.' It became a catchphrase for anytime anything went wrong-if lunch was late or the swells were rocking the camera, someone would say 'You're gonna need a bigger boat.'

Roy Scheider (Sheriff Brody) started tossing the phrase into some of his lines, and the rest is history. If you haven't seen the movie, it's a little cheesy these days, but the shark is still scary. And the theme music is classic. I remember when I was student teaching in Hasting, NE, the high school held a talent show. The synchronized swimmers even had an act, where they stuck their legs in the air behind a great cardboard blue wave. But part way into their "routine" came the distinctive Dunt Du, Dunt Da Dunt Da theme music of Jaws, and as the sound swelled, a shark fin started approaching the legs from the left side of the stage, and one by one, the legs fell before the giant fin. It was hilarious.

Long Arm Classes

Classes on the long arm will start up in August. I will teach on Wednesdays in the afternoon. Class size will be limited to four and you must be vaccinated and we will still be wearing masks for this class. We just have to get too close to each other for too long of a time period, so out of an abundance of caution, masks will continue to be required. Class fee is \$35.

WHAT'S NEW!!


The elk fabric, Whispering Pines, is back in the store. We will be making kits sometime next week. Other fabric has also arrived, but because of the Cheyenne Heritage Quilt show (I'm a vendor) I'll wait until next week to put those images into the newsletter.

Also, the fall schedule is just about set. We'll be doing French Braid, Stack 'N Whack, Irish Chain, BQ 4, a new Krista Moser pattern, a paper pieced gift bag, a fun embroidery/english paper piecing project, and a fun pumpkin quilt. Look for a separate email with all the details next week.

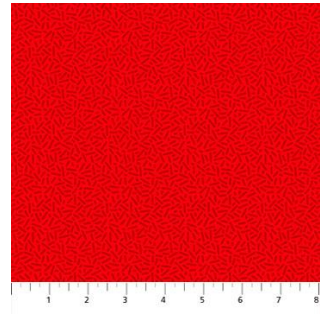
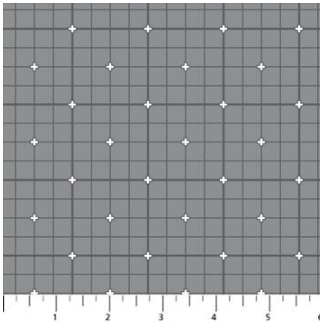
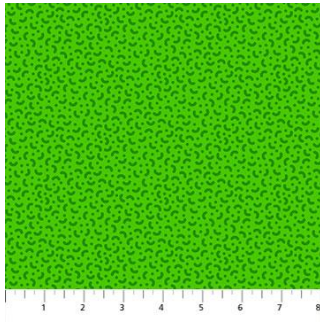
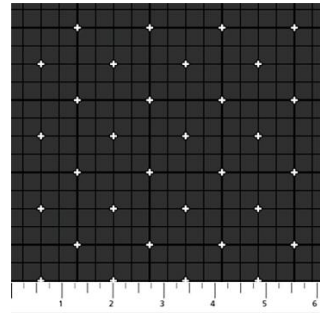




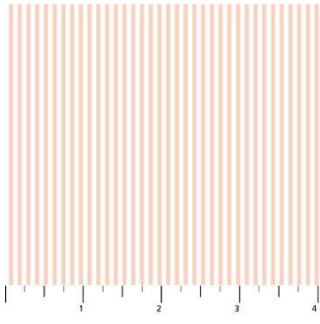
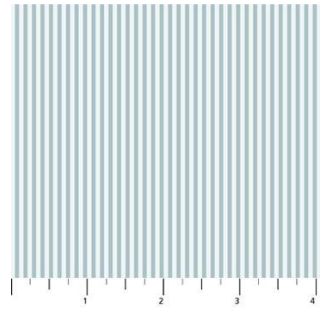
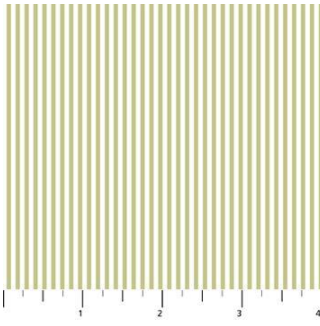
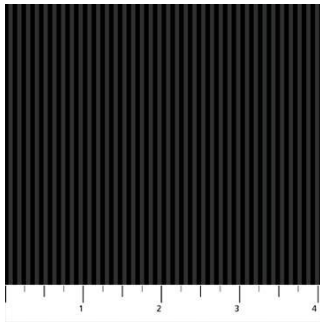
From Dashwood Studios:

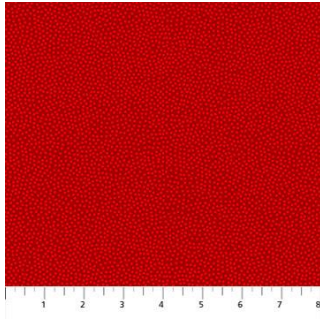
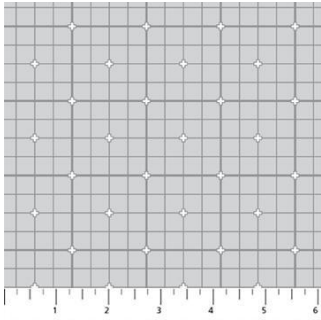


From Hoffman:



From Figo (Northcott):






From Hoffman:



From Art Gallery:



From Robert Kaufman:









From Riley Blake:

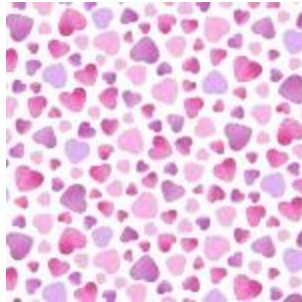



From Timeless Treasures:





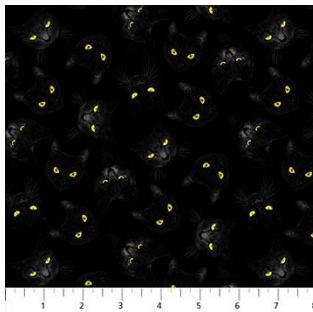
From Michael Miller:





From Northcott:





cat's eyes

From AGF:





From Timeless and Windham:




glow in the dark

From Wilmington:






in strips, 5" & 10" squares




in strips, 5" & 10" squares



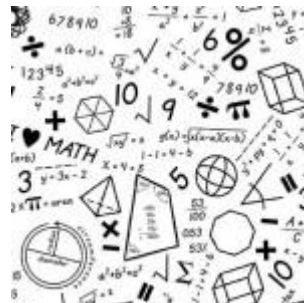
In strips



From Michael Miller:



glow in the dark!

From Michael Miller:





August

Sunday	Monday	Tuesday	Wednesday	Thursday	Friday	Saturday
1 Closed	2	3	4	5	6	7 BOM 10:30 Hunters Star 1-5
8 Beginning Quilting	9	10 Hand work Club 2- 4	11 Knit Pickers' Club 2-4	12 Quilt show	13 Quilt show	14 Embroidery Club 10- noon Quilt Show
15 Beginning Quilting	16	17 Hand work Club 2- 4	18	19	20	21 Hunters Star 11-5
22 Full moon Machine Applied Binding 1-4	23	24 Hand work Club 2- 4	25 Knit Pickers' Club 2-4	26	27	28 BQ Quilt 11-5
29	30	31 Hand work Club 2- 4	Color of the month: blacks			

Please look on the calendars above for times and dates. Explanations of classes will be out soon--most are self explanatory. NOTE: One Block Wonder Panel class only has 2 more openings.

Ongoing Classes & Clubs

Block of the Month First Sat of month 10:30-11:15 FREE Barb Boyer
Join at any time. You get a free fat quarter if you come to class with the previous month's completed block. This year the challenge will be houses and seasons. Each row will have houses, trees and other "neighborhood" objects. Each house will have a place for a pieced block. Each "row" will be a season: Spring, Summer, Fall and Winter. We'll also have a quilt store, school, "village" shops, church, outhouse, dog house, barn - as many as I can squeeze in!

Hand Embroidery Club 2nd Sat. of the month, 10-noon FREE Kathy Sconce
If you want to learn to hand embroider or just brush up your technique, join us on the second Saturday of the month from 10 to noon. You can work on your own projects or you can join the project we are doing. We will be starting Crabapple Hill's Snow Days. This is an embroidered and pieced block. So we will help you through the piecing, tracing and embroidery.

Knit Pickers' Club 2nd and 4th Wed of each month, 2-5 Carol Moler
We are changing up the Knit Pickers= Club. We're going to knit 2 days a month every second and fourth Wednesday, and we'll start earlier in the day at 2 and go to 5. The Club is open to all skill levels. We want to share what we've learned, find new patterns, and simply just sit and knit. We may work on some felting projects, fingerless mittens, mittens, and socks. By summer, we may extend the knitting time into the evening.

Hand Sewing Club every Tuesday afternoon 2-4
This club is open to everyone. Bring your hand sewing (embroidery, binding, knitting, crochet, etc) and sit & stitch. During covid, we sit 6 feet apart and wear our masks, but at least we can share our projects, get a little stitching done and just enjoy the companionship.

CLUBS

HAND EMBROIDERY CLUB FREE!

If you want to learn to hand embroider or just brush up your technique, join us on the second Saturday of the month from 10 to noon. You can work on your own projects or you can join the project we are doing.

Hand Work Club FREE!

Every Tuesday afternoon from 2-4, join us to just sit & hand stitch, crochet, bind, or knit group. Bring what you're working on, sit up at the table in front by the window and work on your projects for a while. You can get advice & suggestions from your fellow quilters and share your experiences about your projects.

Knit Pickers' Club FREE!

This is another get-together class to sit & knit, work on our projects, share information and get some help. We will share techniques, suggest patterns, but mainly we'll sit & knit (or pick). We are discussing trying to do a group project meaning everyone does the same pattern. Each month we will learn a different pattern, make it into a square and eventually put all the squares into one project Afghan, scarf, bag, etc.

Block of the Month Club FREE!

First Saturday of the Month, 10:30-11:15. Join at any time. You get a free fat quarter if you come to class with the previous month's completed block.

Toad Toters Club

On full moon days (as noted in the calendar) you will get 20% off all purchases (not otherwise discounted) that you can fit in your bag. You must bring your bag to participate.

Full Moon Days: June 24, July 23, August 27

Discount Policy

We will honor only one discount -- whichever is largest. You can't combine a 10% with a 25% discount to get a 35% discount. On this we can't be bribed.

Color of the Month

June, blue; July Christmas; August blacks

**Normal Shop Hours:
Monday-Saturday 10-6
Sunday 1-5**

Closed first Sunday of month (and some holidays)

Nolting Longarm Machines

Nolting has 5 main machines, each with different reaches: from 17" to 30" depending on the machine. They are sold with or without a frame, but after I saw & helped set up one of the steel frames this week, I

recommend buying the frame. All machines, except for the Standard-- the most economical machine-- have a stitch regulator. I recommend a stitch regulator. All machines can be equipped with a computer and there are a couple of different ones to choose from. In addition, you can get an extended table base so that you can use rulers, you can get larger bobbins on some of the models and on the frames you can get hydraulic lifts to raise and lower the tables. In the coming weeks, I will print out more information on each model.

The best entry level machine is the Fun Quilter. It comes in 17", 20" & 23" reach. It comes with the Intellistitch Equalizer stitch regulator, standard speed control, needle up/down, and fixed handles in the front & rear. This machine can also be equipped with a computer.



The Pro Machine has the Intellistitch Turbo stitch regulator, single stitch option, standard speed control, needle up/down and customizable handles in the front & rear. The Pro Machine comes in 20", 24" and 30" reach with 10-12" of inside height. There are easy dials on the front to set stitch length and other options. This machine can also be equipped with a computer.



The NV Machine is the newest in the fleet of Nolting machines. This machine has a touch screen with programmable stitch regulation. You can stitch in 4 different stitch modes plus single stitch and needle up/down. It also has an adjustable brightness LED work light. This machine can also be equipped with a computer.



Nolting also has a commercial machine with the Intellistitch Equalizer stitch regulator, standard speed control, needle up/down, and fixed handles in the front & rear. This machine can also be equipped with a computer.

Join the fun and come feel the difference of quality fabrics.

Happy quilting!

Sincerely, Barbara Boyer

Around the Block

307-433-9555

www.aroundtheblockquilts.com