



April 9, 2021

Getting old is not for wimps. But I am preaching to the choir. We all know that because we're all old.

Now, all of you who are not of the ripe old age of old, I apologize. You'll get there soon, don't worry. Because with age comes privileges. You get the privilege of having sore feet, bad eyes, arthritic hips, knees and hands, gray hair, and contrary stomachs that once loved things like lettuce, onions, garlic, tomatoes, hot peppers, chili...most of the really good foods, in other words.

You get the privilege of erratic sleep patterns, the ones where you go to bed at midnight, wake up at 2 a.m. and it soon becomes obvious that your body is not going back to sleep and then 14 hours or so later at 4 p.m. you take a nap until 8 p.m. and then the cycle starts all over again, only an hour later--you go to bed at 1 a.m., wake up at 3 and start the cycle all over again. But you do find that living on 4 hours of sleep or so every 8 hours seems to work.

And despite the limitations of some food items, you find that you don't need to eat as much at any meal. So a coupon for half off at a restaurant is generally good for at least two or three meals or a shared meal with a partner. The beauty of this system is that it leaves room for snacks during the evening.

And being old grants us rights to do things that we'd be too embarrassed to do when we were younger. Or maybe it's because we just don't care what it looks like Or maybe what we look like.

For example, it's okay to wear shorts, weird hats, socks halfway up our calves, sandals, loudly colored obnoxious shirts and sunglasses when we play at being a tourist. Even at cultured places like Disney World. The look

is comfortable and besides it's fun to embarrass the teenager who's been forced along on the trip.

Some of the other privileges that can come with age is an adequate pension (and I say can, because that's not always the case) to spend however we want, owning risk insurance to be as reckless as we want and on Medicare to handle what happens when we get too risky. Like the woman, Evelyn, in the movie Fried Green Tomatoes who gets angry at some young 30 somethings when they whip in with their little red Volkswagon bug and take her parking spot. She confronts them saying, "Hey, I was waiting for that spot." And one of the young ladies laughs and tells her, "Face it lady, we're younger and faster." As the young ladies walk away, Evelyn starts to chuckle wickedly, backs up her beat up car and begins to ram the back end of the little red Volkswagon. The young ladies run back out and holler at her, "What are you doing? Are you crazy?" And Evelyn says, "Face it girls, I'm older and I have more insurance."

There are days when taking such actions just seems the right thing to do. Or at least fun to do. Okay, I'd probably never do that, but it's nice to think that I might. It's that curmudgeon part in all of us that wishes we had the words we think of later as the perfect retort, because if we could come up with that retort on the spot, we know we'd say that. You betcha we would. We're old enough not to care if we do. Which is probably why we never have those great come backs on the tips of our tongues when we need them.

But sometimes, maybe.....just maybe we might do this: (from my brother, and trust me, he's like the rest of us, tempted to do it but probably wouldn't. At least I don't think he would. Although, it is possible.....)

I was in a long line at McDonald's drive-through this morning and the young lady behind me leaned on her horn because I was taking too long to place my order. "Take the high road," I thought to myself. So when I got to the first window I paid for her order along with my own. The cashier must have told her what I'd done, because as we moved up she leaned out her window and waved to me and mouthed "Thank you", obviously embarrassed that I had repaid her rudeness with a kindness. When I got to the second window I showed them both receipts and took her food too. Now she has to go back to the end of the line start all over.

So the lesson in this story: Don't honk your horn at old people.

LOOKING FOR A NEW HOME!

We are Australian Shepard's looking to find a new home. We are 4-5 years old -- we can't count too high, so we're not exactly sure. Our mom died and my remaining dad can't care for us any longer. So we need a new family. See my ears perk up? That means I listen, I pose for pictures, I'm a star!

Would you like to adopt us? We'd really like to be together, and we are well behaved, I promise. Call Barb at the shop, if you're interested.



**Looking Way Ahead to 2022
Block of the Month, in batiks**

I'm looking for expressions of interest for this Block of the Month quilt. Here's how it will work: Each month, beginning in January, you will receive a kit for certain blocks in this quilt. Each month thereafter, you will receive the next installment until you have all the blocks and fabric.



First I need to know if I have enough interest. Then, if I do, I will order all the fabric (I must have my order in by June), and I will be taking down payments for the quilt, which will guarantee that you will receive a kit each month.

I think each kit will cost app. \$25-\$30, and I am hoping it will be in the \$25 (possibly less) range. That's app. \$300 (or less) to make the quilt top, which is 88" X 112".

If you are not familiar with how this kind of BOM works, I will keep your credit card on file and I'll charge the card each month. You can also prepay up front, and I'll give you a 10% discount if you do.

I am also going to start charging for the kits starting in October. That means by January, you will have paid for 4 blocks of the quilt and you will receive your first four blocks at once.

We don't usually do these kind of quilts, mainly because of the logistics involved. But it is a cool quilt, unusual design, not like many of the block of the months that are offered from the various companies.

So if you're interested, first just let me know. Once I know how many are interested, I will do the final math and let you know the cost of the


quilt and how much the down payment will be.

WHAT'S NEW!!

From Hoffman:



From Henry Glass:




There is also a blue paw print and a brown fabric with bison on it. I've been having trouble all afternoon with things not loading properly. So I'll try to get it next week.



From Windham

From Checker:



Various patterns:
Vintage ornaments like
these:




from Hoffman:






From Northcott:






From Northcott:













wide back

From 3 Wishes:







Hoffman:



Clothworks:



Snarky Cats




Moda:



jelly rolls, charms,
layer cakes




kit



TRAFFIC JAM
Featuring On the Go from Moda
STACY IEST HSU

pattern






TRUCKIN
Featuring On the Go from Moda
STACY IEST HSU

pattern

From Robert Kaufman & Windham



From Moda:



April

2021

Sunday	Monday	Tuesday	Wednesday	Thursday	Friday	Saturday
				1 Long Arm Rental Day	2	3 BOM 10:30 snow date for Bear's Paw, 1-4
4 CLOSED Easter	5	6 Hand work Club 2-4	7	8 Long Arm Rental Day	9	10 Embroidery Club 10-noon Fanfare 1-4
11	12	13 Hand work Club 2-4	14 Knit Pickers' Club 2-4	15 Long Arm Rental Day	16	17 Attic Window using a Panel 1-4
18 On the Beach 1-5	19	20 Hand work Club 2-4	21	22 Long Arm Rental Day	23	24 Charm meeting 10:00-11:00 Fanfare 11-4:30
25 Machine Quilting 1-4	26 Full moon	27 Hand work Club 2-4	28 Knit Pickers' Club 2-4	29 Long Arm Rental Day	30	Color of the month: yellow

May

2021

Sunday	Monday	Tuesday	Wednesday	Thursday	Friday	Saturday
						1 BOM 10:30 Lone Star 1-4
2 CLOSED	3	4 Hand work Club 2- 4	5	6 Long Arm Rental Day	7	8 Embroidery Club 10- noon Lone Star 1-4
9 Moms' Day	10	11 Hand work Club 2- 4	12 Knit Pickers' Club 2-4	13 Long Arm Rental Day	14	15 Lone Star 1-4
16	17	18 Hand work Club 2- 4	19	20 Long Arm Rental Day	21	22
23	24	25 Hand work Club 2- 4	26 Knit Pickers' Club 2-4 Full moon	27 Long Arm Rental Day	28	29 Charm meeting 10:30-11:30
30	31 Memorial Day	Color of the month: whites				


Please look on the calendars above for times and dates.

NEW CLASSES

FANFAIRE, APRIL 10 FROM 1-4 AND APRIL 24 FROM 11-4:30

\$35 Jean Korber

Fanfaire is another Krista Mosher quilt, done with a cascade of colors like a color wheel, or choose your own palette to make a Christmas Star. If you already have the diamond rulers then you might as well put them to good use by making another quilt with them. And then stretch yourself with choosing creative fabrics to make your star.



On the Beach, Sunday APRIL 18 FROM 1-5 \$35 Sue Frerich

A delightful easy to piece quilt, using two colors (as shown) or multiple colors. Pattern will be supplied in class. The block is easily adapted to a 2 1/2" strip, so precuts are a possibility. For the size shown in the store, yardage will be required and we'll have the amounts in a supply list soon. This is a bright and cheerful quilt, just what we need to pull us out of winter in April.

Machine Quilting, Sunday APRIL 25 FROM 1-4 \$35 Sue Frerich

We haven't scheduled a machine quilting class in a while, because of covid. But we feel more comfortable offering this class now and -- in case you don't know -- Sue plans on leaving us for the sunny shores of California, and probably sooner than later. This may be your last chance to learn from the master machine quilter, so don't pass up this opportunity. You will learn the ins and outs of machine quilting on your domestic machine. Sue has a lot of knowledge to pass on, so you don't want to miss this class.

Ongoing Classes & Clubs

Block of the Month First Sat of month 10:30-11:15 FREE Barb Boyer

Note: January class will be held on the second Saturday

Join at any time. You get a free fat quarter if you come to class with the previous month's completed block. This year the challenge will be houses and seasons. Each row will have houses, trees and other "neighborhood" objects. Each house will have a place for a pieced block. Each "row" will be a season: Spring, Summer, Fall and Winter. We'll also have a quilt store, school, "village" shops, church, outhouse, dog house, barn - as many as I can squeeze in!

Hand Embroidery Club 2nd Sat. of the month, 10-noon FREE Kathy Sconce

Note: January class will be held on the third Saturday

If you want to learn to hand embroider or just brush up your technique, join us on

the second Saturday of the month from 10 to noon. You can work on your own projects or you can join the project we are doing. We will be starting Crabapple Hill's Snow Days. This is an embroidered and pieced block. So we will help you through the piecing, tracing and embroidery.

Knit Pickers' Club 2nd and 4th Wed of each month, 2-5 Carol Moler

We are changing up the Knit Pickers= Club. We=re going to knit 2 days a month every second and fourth Wednesday, and we=ll start earlier in the day at 2 and go to 5. The Club is open to all skill levels. We want to share what we've learned, find new patterns, and simply just sit and knit. We may work on some felting projects, fingerless mittens, mittens, and socks. By summer, we may extend the knitting time into the evening.

Hand Sewing Club every Tuesday afternoon 2-4

This club is open to everyone. Bring your hand sewing (embroidery, binding, knitting, crochet, etc) and sit & stitch. During covid, we sit 6 feet apart and wear our masks, but at least we can share our projects, get a little stitching done and just enjoy the companionship.

Other Classes


TBA Our schedule is limited this spring because of the pandemic. Face masks will be required in class and space will be limited. Classes will not run through lunch, so no eating (snacking & water okay, but no lunching). Bathrooms may or may not be available, but there are facilities within walking distance.

Please check the calendar regularly because we will swap out classes as needed and add others as we get back to more normal times. Machine quilting, machine applique, long arm classes, hand quilting and hand applique will also be coming back-I'm hoping by summer!

We may also teach the Elk Quilt, once the fabric comes back in sometime in April. And we're (meaning mainly Jean) are always sewing on new things, so those quilts may also be added to the schedule.

Charm Quilts, last Saturday of each month (discussion, no sewing) Jan 30 10-noon, then on the other class dates from 10:30-11:30 \$20 Barb Boyer

Charm quilts date from the 1880s and 1890s. They tend to be one patch quilts (all squares or all triangles) and they use lots and lots of fabrics-999 to be exact. But the catch is, you can only use one fabric per each patch. We need lots of people to sign up for the class - but don't worry about covid. We will do this very carefully. In order to get to 999 different fabrics, we will be exchanging 5" squares of different fabrics, each month exchanging different colors. We won't exchange 999 different fabrics, but we may exchange up to 300-400!



Class one - discussion and set up. Depending on how many people sign up, we will organize into groups for exchanges. We will have 4 different meeting times: 10-10:30, 10:30-11, 11-11:30; 11:30-noon. I know, complicated. If I don't have that many people sign up, I will consolidate the class - remember, it's just a discussion class. I'll talk about charm quilts, explain the rules, and set up what we will be exchanging in the upcoming classes. Class two - Exchange the first color ways. You will cut Xnumber of squares of the first colors for each person in your group: (example only) red, orange, yellow, blue. 10, 5" squares of each color per each class member. If you have 5 in your group, that's - 50 squares of red, 50 squares of blue, etc.

Now don't panic. I will adjust the number of squares to be exchanged based on how many people sign up. I don't expect you to buy all of the fabric: use your stash. AND the squares you exchange can be different for each person in your group, as long as each person gets 10 different reds, for example.

If you're interested, more info will be given in class, all questions answered, etc. The book we will use is called Charm Quilts by Beth Donaldson. Buy a used copy on Amazon.


April Classes

NEW CLASS

FANFAIRE, APRIL 10 FROM 1-4 AND APRIL 24 FROM 11-4:30

\$35 Jean Korber

Fanfaire is another Krista Mosher quilt, done with a cascade of colors like a color wheel, or choose your own palette to make a Christmas Star. If you already have the diamond rulers then you might as well put them to good use by making another quilt with them. And then stretch yourself with choosing creative fabrics to make your star.



POSTPONED UNTIL SUMMER Crazy Pumpkins Saturdays

April 3 & 10 1-4 \$35 Barb Boyer

This quilt is like a stack and slash quilt-with a little more organization. Actually a lot more organization. But I've got it all figured out and sometimes organization is just over rated. Learn this fun way to stack, cut, rearrange and sew to create whimsical looking pumpkins - no two pumpkins are quite

alike, which makes this style of sewing so charming. Once you've done one, you'll be itching to do her dogs, cows, barns, santas, flowers.....

POSTPONED UNTIL SUMMER Thanksgiving Quilt April 26 1-5 \$30 Barb Boyer

I used Thanksgiving fabric for my quilt, but the quilt is essentially a pieced nine-patch scrap quilt. This is an easy strip pieced quilt with an old fashioned feel. Choose darks and mediums for the blocks and a neutral background that compliments. Did I mention that the left overs went into the Bear Paw Quilt? Scraps and Scraps, it's fun to use it up.

May Classes

Lone Star Quilt Saturdays May 1, 8, 15 1-4 \$35 Barb Boyer

This is the perfect "next" quilt for everyone who has taken the beginning quilt class. You will build on your skills, like learning how to do inset seams. All you need is 6 fabrics plus a background. It will be helpful if you have your fabrics chosen before class, so just come in and I'll help with that. The class has three sessions and by the third session you will be in-setting your squares and triangles, completing the inside of your quilt.

CLUBS

HAND EMBROIDERY CLUB FREE!

If you want to learn to hand embroider or just brush up your technique, join us on the second Saturday of the month from 10 to noon. You can work on your own projects or you can join the project we are doing.

Hand Work Club FREE!

Every Tuesday afternoon from 2-4, join us to just sit & hand stitch, crochet, bind, or knit group. Bring what you're working on, sit up at the table in front by the window and work on your projects for a while. You can get advice & suggestions from your fellow quilters and share your experiences about your projects.

Knit Pickers' Club FREE!

This is another get-together class to sit & knit, work on our projects, share information and get some help. We will share techniques, suggest patterns, but mainly we'll sit & knit (or pick). We are discussing trying to do a group project meaning everyone does the same pattern. Each month we will learn a different pattern, make it into a square and eventually put all the squares into one project Afghan, scarf, bag, etc.

Block of the Month Club FREE!

First Saturday of the Month, 10:30-11:15. Join at any time. You get a free fat quarter if you come to class with the previous month's completed block.

Toad Toters Club

On full moon days (as noted in the calendar) you will get 20% off all purchases (not otherwise discounted) that you can fit in your bag. You must bring your bag to participate.

Full Moon Days: January 28, February 27, March 28, April 26 and May 26.

Discount Policy

We will honor only one discount -- whichever is largest. You can't combine a 10% with a 25% discount to get a 35% discount. On this we can't be bribed.

Color of the Month

January purple; February red; March green; April yellow; May whites.

**Normal Shop Hours:
Monday-Saturday 10-5
Sunday 1-5**

Closed first Sunday of month (and some holidays)

Nolting Longarm Machines

Nolting has 5 main machines, each with different reaches: from 17" to 30" depending on the machine. They are sold with or without a frame, but after I saw & helped set up one of the steel frames this week, I recommend buying the frame. All machines, except for the Standard-- the most economical machine-- have a stitch regulator. I recommend a stitch regulator. All machines can be equipped with a computer and there are a couple of different ones to choose from. In addition, you can get an extended table base so that you can use rulers, you can get larger bobbins on some of the models and on the frames you can get hydraulic lifts to raise and lower the tables. In the coming weeks, I will print out more information on each model.

The best entry level machine is the Fun Quilter. It comes in 17", 20" & 23" reach. It comes with the Intellistitch Equalizer stitch regulator, standard speed control, needle up/down, and fixed handles in the front & rear. This machine can also be equipped with a computer.



The Pro Machine has the Intellistitch Turbo stitch regulator, single stitch option, standard speed control, needle up/down and customizable

handles in the front & rear. The Pro Machine comes in 20", 24" and 30" reach with 10-12" of inside height. There are easy dials on the front to set stitch length and other options. This machine can also be equipped with a computer.



The NV Machine is the newest in the fleet of Nolting machines. This machine has a touch screen with programmable stitch regulation. You can stitch in 4 different stitch modes plus single stitch and needleup/down. It also has an adjustable brightness LED work light. This machine can also be equipped with a computer.



Nolting also has a commercial machine with the Intellistitch Equalizer stitch regulator, standard speed control, needle up/down, and fixed handles in the front & rear. This machine can also be equipped with a computer.

Join the fun and come feel the difference of quality fabrics.

Happy quilting!
Sincerely, Barbara Boyer
Around the Block
307-433-9555
www.aroundtheblockquilts.com